

FI145

FIAT Scudo 1.6 Multijet - CITROEN Jumpy 1.6 HDI - PEUGEOT Expert 1.6 HDI

Dal 2010 - motore 1598 cc - 4 cilindri - con A/C




From 2010 - engine 1598 cc - 4 cylinders - with A/C

Istruzioni di montaggio innesto elettromagnetico

Electromagnetic coupling kit installation instructions



- Smontare protezione passaruota
- Scaricare impianto A/C
- Staccare tubi compressore A/C
- Smontare mascherina anteriore
- Smontare ventola radiatore intercooler
- Smontare radiatore intercooler

- *Disassemble wheel arch protection*
- *Discharge A / C system*
- *Disconnect hoses A / C compressor*
- *Disassemble the front grille*
- *Disassemble the intercooler radiator fan*
- *Disassemble the intercooler radiator*




- Eliminare la cinghia
- Eliminare le viti **A e B**
- Al loro posto fissare la staffa **3** con viti fornite
- Montare la puleggia di rinvio **P**


- *Remove the belt*
- *Remove the screws **A and B***
- *In their place, attach the bracket **3** , fix with provided screws*
- *Install the idler pulley **P***



- Eliminare le viti **C e D**
- Fissare la staffa **1** nei punti **C D E** , utilizzare viti e distanziali forniti
- *Remove the screws **C and D***
- *Fasten the bracket **1** At the points **C D E** , use screws and spacers provided*



6

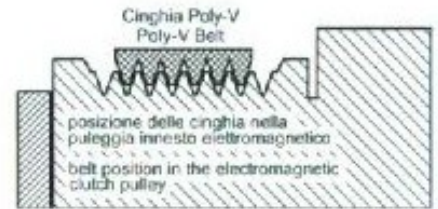


7

- Montare innesto elettromagnetico e pompa
- *Install electromagnetic clutch and pump*



8



- Montare la cinghia
- *Fit the belt*

- Rimontare radiatore intercooler
- Rimontare ventola radiatore intercooler
- Rimontare mascherina anteriore
- Riattaccare tubi compressore A/C
- Ricaricare impianto A/C
- Rimontare protezione passaruota

- *Reassemble the intercooler radiator*
- *Reassemble the intercooler radiator fan*
- *Reassemble the front grille*
- *Reconnect hoses of the A / C compressor*
- *Recharge A / C system*
- *Reassemble wheel arch protection*

TABELLA GENERALE DI SERRAGGIO BULLONI (Nm)
GENERAL TABLE OF TIGHTENING BOLTS (Nm)

Qualità Quality	M6	M7	M8	M10	M12	M14	M16
8,8	10,3	17,1	25,5	50	87	138	210
10,9	14,7	24,5	35,3	70	122	194	299
12,09	17,6	28,4	42,1	85	147	235	358