

Hose

hose





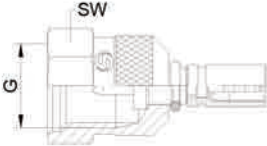
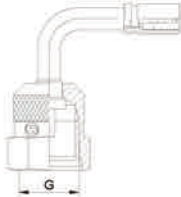
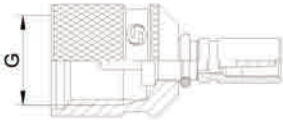
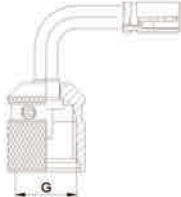
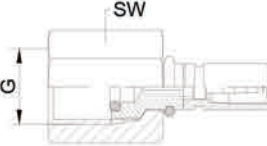
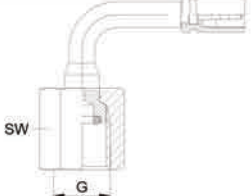
DN	PN	pricked	øD	part no.
2	400 bar	-	5	9-946-02-00-012
2	630 bar	-	5	9-946-02-00-020
2	630 bar	yes	5	9-946-02-01-020

technical data of the hose

	DN 2	DN 2	DN 2
nominal diameter	DN 2	DN 2	DN 2
nominal pressure	400 bar	630 bar	630 bar
inner material	Hytrel®	Hytrel®	Hytrel®
reinforcement material	polyester fibre	aramid fibre	aramid fibre
cover material	PA	PA	PA - pricked
max. working pressure	400 bar	630 bar	630 bar
min. bursting pressure	1200 bar	1890 bar	1890 bar
min. bending radius at working pressure	20 mm	20 mm	20 mm
inner diameter	2,1 mm	2,1 mm	2,1 mm
outer diameter	5 mm	5 mm	5 mm
weight / meter	16 g	16 g	16 g
temperature strength	-40 °C to +100 °C	-40 °C to +100 °C	-40 °C to +100 °C
number for the type of hose	970	971	975
crimping diameter	7,0 ^{+0,1}	7,0 ^{+0,1}	7,0 ^{+0,1}

Other dimensions on request. We reserve the right to change the technical performance. All dimensions in mm.

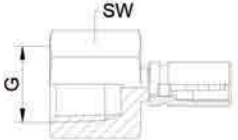
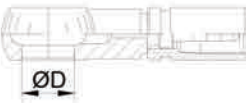
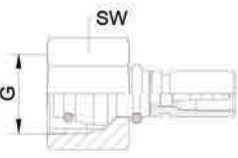


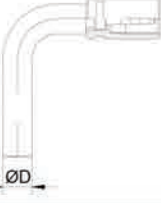
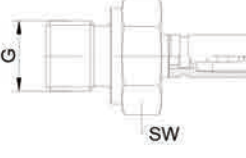

Hose End Fittings

							connectors for hose
view	Nr.	G	SW / øD	DN	part number	description	
	01			2	2-970-01-00-001-CF	connector for test coupling series: Steck incl. ferrule *	
	16			2	2-970-16-00-001-CF	connector for test coupling series: Steck 90° elbow incl. ferrule *	
	03 09	M16x2 M16x1,5	19 19	2 2	2-970-03-02-001-CF 2-970-09-02-001	connector for test coupling metal cap type A (universal) incl. ferrule *	
	0J 0Z	M16x2 M16x1,5	19 19	2 2	2-970-0J-02-001-CF 2-970-0Z-02-001	connector for test coupling metal cap type A (universal) 90° elbow incl. ferrule *	
	04 10 12	M16x2 M16x1,5 S12x1,5		2 2 2	2-970-04-02-001-CF 2-970-10-02-001 2-970-12-02-001-CF	connector for test coupling metal cap type B (round) incl. ferrule *	
	50 61 57	M16x2 M16x1,5 S12x1,5		2 2 2	2-970-50-02-001-CF 2-970-61-02-001 2-970-57-02-001-CF	connector for test coupling metal cap type B (round) 90° elbow incl. ferrule *	
	02 25	G 1/4 G 1/2	17 27	2 2	2-970-02-02-004-CF 2-970-25-02-001-CF	pressure gauge connector with Whitworth - thread sealing to pressure gauge by o-ring incl. ferrule	
	58 54	G 1/4 G 1/2	17 27	2 2	2-970-58-02-001-CF 2-970-54-02-001-CF	pressure gauge connector with Whitworth - thread sealing to pressure gauge by o-ring 90° elbow incl. ferrule	

For connector without ferrule replace 970 by 971

* incl. strap

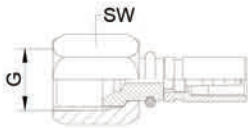
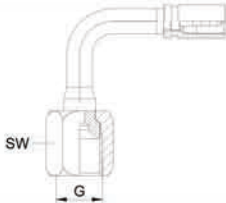
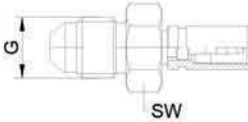
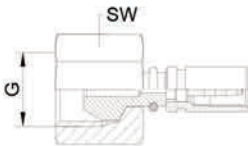
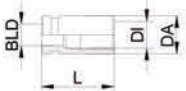


Hose End Fittings

connectors for hose						
view	no.	G	SW / øD	DN	part number	description
	26	1/4 NPT	17	2	2-970-26-00-001-CF	pressure gauge connector with NPT-thread incl. ferrule
	27	1/2 NPT	27	2	2-970-27-00-001-CF	
	75		8	2	2-970-75-00-001-CF	ring connection to hollow screw (RGN) incl. ferrule
	19	M12x1,5	6L	2	2-970-19-02-001-CF	seal cone with o-ring and swivel nut for 24° cone fitting (DKO) incl. ferrule
	20	M14x1,5	6S	2	2-970-20-02-001-CF	
	21	M14x1,5	8L	2	2-970-21-02-001-CF	
	22	M16x1,5	8S	2	2-970-22-02-001-CF	
	23	M16x1,5	10L	2	2-970-23-02-001-CF	
	24	M18x1,5	10S	2	2-970-24-02-001-CF	
	44	M12x1,5	6L	2	2-970-44-02-001-CF	seal cone with o-ring and swivel nut for 24° cone fitting (DKO) 90° elbow incl. ferrule
	45	M14x1,5	6S	2	2-970-45-02-001-CF	
	46	M14x1,5	8L	2	2-970-46-02-001-CF	
	47	M16x1,5	8S	2	2-970-47-02-001-CF	
	48	M16x1,5	10L	2	2-970-48-02-001-CF	
	49	M18x1,5	10S	2	2-970-49-02-001-CF	
	64		4	2	2-970-64-00-001-CF	standpipe for use with nut and ring (BE) acc. to DIN 2353 incl. ferrule
	13		6	2	2-970-13-00-001-CF	
	15		8	2	2-970-15-00-001-CF	
	28		6	2	2-970-28-00-001-CF	standpipe for use with nut and ring (BE) acc. to DIN 2353 90° elbow incl. ferrule
	94		8	2	2-970-94-00-001-CF	
	32	M12x1,5	17	2	2-970-32-00-001-CF	connector with male thread (AGM/AGR) acc. to DIN 3852 incl. ferrule
	33	G 1/8 A	14	2	2-970-33-00-001-CF	
	34	G 1/4 A	19	2	2-970-34-00-001-CF	
	35	1/8 NPT	12	2	2-970-35-00-001-CF	connector with male thread (AGN) acc. to ANSI-Norm incl. ferrule
	36	1/4 NPT	17	2	2-970-36-00-001-CF	

For connector without ferrule replace 970 by

971

Hose End Fittings

							connectors for hose
view	no.	G	SW / øD	DN	part number	description	
	41	7/16 UNF	14	2	2-970-41-02-001-CF	connector to fit male connection	
	42	1/2 UNF	17	2	2-970-42-02-001-CF	acc. to SAE J514 (DKJ)	
	43	9/16 UNF	19	2	2-970-43-02-001-CF	incl. ferrule	
	0K	7/16 UNF	14	2	2-970-0K-02-001-CF	connector to fit male connection	
	1E	9/16 UNF	19	2	2-970-1E-02-001-CF	acc. to SAE J514 (DKJ) 90° elbow incl. ferrule	
	37	7/16 UNF	14	2	2-970-37-00-001-CF	connector with male thread	
	38	1/2 UNF	17	2	2-970-38-00-001-CF	acc. to SAE J514 (AGJ)	
	39	9/16 UNF	19	2	2-970-39-00-001-CF	incl. ferrule	
	60	G1/8	14	2	2-970-60-02-001-CF	connector with 60° cone (DKR)	
	40	G1/4	17	2	2-970-40-02-001-CF	acc. BS5200 incl. ferrule	
For connector without ferrule replace 970 by					971		
	L	DA	DI	BLD	PM	DN	part no.
	15	8	5,6	4,5	7 ^{+0,1}	2	4-999-03-01-160-CF
	L	DI	DN	part no.			
	50	7	2	4-946-00-05-020	bend protection		
	DN	part no.					
	2	4-934-00-08-170	strap				