

ESP-SERIES



Shown from left to right:
ESP-606, ESP-25, ESP-46

ESP-SERIES PULL CYLINDERS

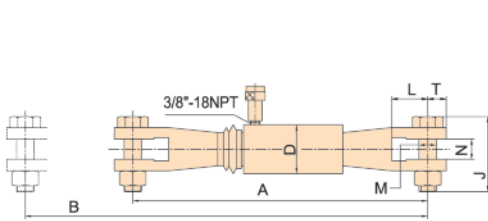
Features

- ◆ High strength alloy steel construction.
- ◆ Baked enamel finish prevent rust and corrosion.
- ◆ Chromed piston rod for wear and corrosion resistance.
- ◆ High flow EAB-201 quick couplers.

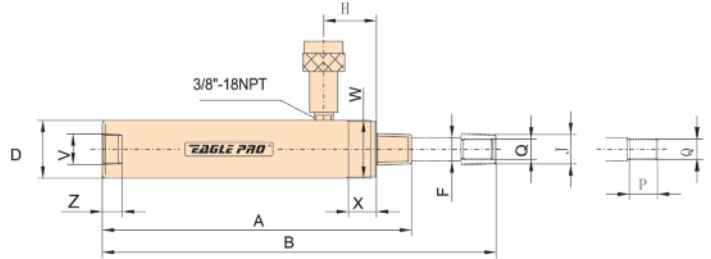
Cylinder Capacity @700bar	Stoke	Model	Cylinder Effective Area	Oil Capacity	Collapsed Height	Extended Height	Outside Diameter	Link Holes width
					A	B		D
ton	in		in ²	in ³	in	in	in	in
10	5.94	ESP-106C	2.43	14.46	23.11	29.06	3.39	4.69
10	5.94	ESP-106L	2.43	14.46	21.34	27.28	3.39	2.64
30	6.10	ESP-306	7.38	44.96	42.72	48.82	5.39	4.49
50	5.98	ESP-606	11.16	66.86	28.35	34.33	5.47	5.12

Cylinder Capacity @700bar	Stroke	Model	Cylinder Effective Area	Oil Capacity	Collapsed Height	Extended Height	Outside Diameter	Plunger Diam.	Top to Port	Saddle Diameter
					A	B				D
ton	in		in ²	in ³	in	in	in	in	in	in
2.5	5.00	ESP-25	0.65	3.29	10.43	15.43	1.93	0.75	1.77	3/4"-14
5	5.51	ESP-46	1.13	6.22	11.89	17.40	2.24	1.18	1.65	1 1/4"-11 1/2
10	5.94	ESP-106	2.33	13.85	11.38	17.32	3.31	1.26	1.54	-

ESP-SERIES

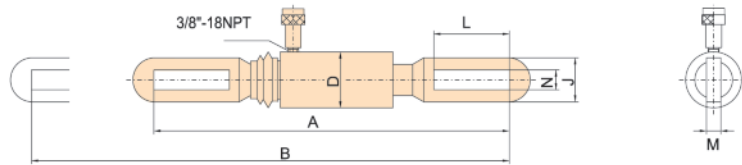


ESP106C

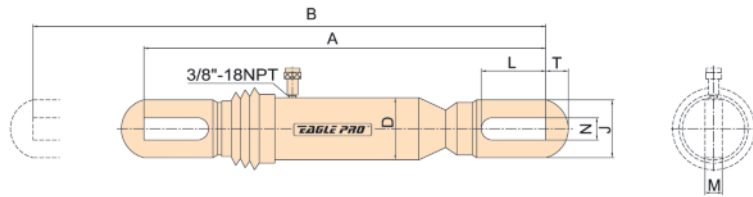


ESP25 ESP46 ESP106

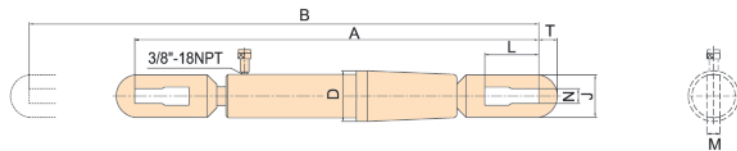
ESP106L



ESP606



ESP306



Link Holes Opening Length	Link Bolt Diameter	Link Holes width	Link Holes end width	Weight	Model
L	M	N	T		
in	in	in	in	lbs	
2.44	1.18	1.38	1.26	35.2	ESP-106C
4.53	0.87	1.18	1.26	29.26	ESP-106L
5.71	1.38	1.54	1.97	106.04	ESP-306
5.87	1.54	1.97	2.76	117.92	ESP-606

Plunger Thread Length	Plunger Outside Length	Base Fix Holes	Collar Thread	Collar Thread Length	Thread Length	Weight	Model
P	Q	V	W	X	Z		
in	in	in		in	in	lbs	
1.10	1 1/16"-24	3/4"-14NPT	1 1/2"-16UN	0.94	0.67	3.96	ESP-25
1.26	1 3/16"-16	1 1/4"-11 1/2NPT	2 1/4"-14UN	1.02	0.94	9.9	ESP-46
0.98	M30X2	M30X2	M85X2	0.98	0.94	20.9	ESP-106