

# FLOWFIT®

**MANUFACTURERS AND SUPPLIERS  
OF HYDRAULIC COMPONENTS**



## MEGASYS™ MXT™ HOSE



## GATES MXT HOSE.

Gates introduces with MXT™ a new hydraulic hose solution that is lighter and more flexible.

This innovative addition to Gates' premium MegaSys™ Hydraulics portfolio is designed specifically to address evolving application challenges. Using materials science and design technologies, Gates helps customers to reduce equipment weight, increase hose assembly ease and speed up assembly time without compromising on performance.

Made with a high-performance reinforcement (patent-pending construction) and high quality rubber, MXT is a universally applicable premium product offering performance above industry standards.

### FEATURES + BENEFITS

Lighter weight for easier handling

More flexible with lower force-to-bend for faster and more ergonomic installation

Tested to 3 times the industry standard impulse criteria (600,000 cycles)

Compatible with MegaCrimp™ Couplings and Gates Crimpers

Proprietary application of materials science and processing technology








Truly cross-functional, multi-spec hydraulic solution that covers 90% of the wire braid market

Up to 45% of EN 857 2SC bend radius at rated working pressure

## MXT PRODUCT SPECIFICATIONS

STANDARD	Meets EN 853 2SN and EN 857 2SC performance. Meets ISO 11237 R16 and ISO 11237 R17* dimension and performance. Meets ISO 1436 R2 and ISO 11237 R19* performance.
CONSTRUCTION	Black, oil resistant, synthetic rubber tube. Braided high-tensile steel wire reinforcement.
COVER	Black, abrasion resistant, synthetic rubber. Meets MSHA flame resistance.
TEMPERATURE RANGE	-40°C to +100°C

\* Applies only to sizes up to and including -12 for ISO 11237 R17 and -8 for ISO 11237 R19.

											
-size	DN	"	"	mm	PSI	MPa	PSI	MPa	mm	kg/100m	REF.
-4	6	1/4	0.570	14.5	5,800	40.0	23,200	160.0	50	31	4MXT*
-6	10	3/8	0.675	17.1	4,800	33.0	19,200	132.0	65	39	6MXT
-8	12	1/2	0.795	20.2	4,000	27.5	16,000	110.0	70	46	8MXT
-10	16	5/8	0.945	24.0	3,625	25.0	14,500	100.0	75	57	10MXT
-12	19	3/4	1.080	27.4	3,100	21.5	12,400	86.0	120	70	12MXT
-16	25	1	1.380	35.1	2,400	16.5	9,600	66.0	150	100	16MXT

\* Under development

### INDUSTRIES

- Construction
- Mining
- Agriculture
- Stationary

### APPLICATIONS

- Control Lines
- Auxiliary Lines
- General System Lines
- Return Lines
- Suction Lines
- Attachments Lines



**DRIVEN BY POSSIBILITY™**