

IS113

ISUZU NPR 75 Evolution

Motore 4HK1E4 - 5193 c.c. - senza A/C





Engine 4HK1E4 - 5193 c.c. - Without A/C


Istruzioni di montaggio kit innesto elettromagnetico

- Smontare ed eliminare cinghia alternatore
- Smontare staffa alternatore, eliminare la parte superiore (foto 1) poi rimontarla con viti originali
- Montare la staffa di supporto innesto elettromagnetico nei punti A-B-C (foto 2 e 3)
- Montare la staffa di rinforzo nei punti D-E-F (foto 2 e 3)
- Montare la puleggia di rinvio PR (foto 4)
- Montare l'innesto elettromagnetico completo di pompa (foto 5 e 6)
- Montare cinghia (foto 5)
- Regolare tensione cinghia tramite tendicinghia originale


Electromagnetic coupling kit installation instructions

- Discard alternator belt
- Disassemble alternator bracket, remove the top (photo 1) then reassemble it with original screws
- Mount the bracket electromagnetic clutch at points ABC (photos 2 and 3)
- Install the reinforcement bracket points DEF (photos 2 and 3)
- Mount the pulley PR (photo 4)
- Mount the electromagnetic clutch complete with pump (photo 5 and 6)
- Install the supplied belt (photo 5)
- Adjust belt tension by original tensioner





5



6