

**HYDRAULIC QUICK
RELEASE COUPLINGS**

HYDRAULIC QUICK RELEASE COUPLINGS

| PRODUCT | PAGE |
|--|------|
| FLOWFIT HYDRAULIC ISO A QUICK RELEASE COUPLINGS MALE & FEMALE ENDS | 419 |
| FLOWFIT HYDRAULIC FLAT FACE QUICK RELEASE COUPLINGS MALE & FEMALE ENDS | 421 |
| FLOWFIT HYDRAULIC TRAILER BRAKE QUICK RELEASE COUPLINGS | 423 |



**FROM
ONLY
£4.10
+VAT**



**FROM
ONLY
£15.57
+VAT**



**FROM
ONLY
£4.80
+VAT**



QUALITY PRODUCTS



FREE ADVICE



FLOWFIT HYDRAULIC QUICK RELEASE COUPLINGS

FLOWFIT HYDRAULIC ISO A QUICK RELEASE COUPLINGS MALE & FEMALE ENDS

www.flowfitonline.com
TECH. DATA SHEET
QRC01



Flowfit hydraulic ISO A quick release couplings are used in a wide range of hydraulic applications including construction equipment manufacturing machinery and on plant systems. They can be found where fluid transfer lines need to be connected and disconnected for operation or maintenance of equipment.

Flowfit Hydraulic ISO A quick release couplings interchange with:

- | | |
|-------------|---------------|
| Parker6600 | Perfecting K |
| Safeway S56 | Snap Tite 61 |
| Tomco A5600 | Aeroquip FD56 |
| DNP PAV | Stucchi BIR |

Please refer to the specification table below to ensure the correct size is selected.

Red plastic plugs and caps for female/male couplings up to 1" BSP and aluminium plugs and caps for female/male couplings from 1 1/4" - 2" BSP available to protect and stop dirt entering the quick releases and your hydraulic circuit.

INSTRUCTIONS FOR USE

Prior to connecting ensure that the mating parts of the couplings are clean and free of dirt to avoid contamination of the hydraulic system.

To connect, pull the collar on the female coupling back and insert the male coupling as far as it will go. Release the collar to lock the couplings together.

To disconnect, pull the collar on the female coupling back and allow the male coupling to disengage.

CAUTION

Under no circumstances should the couplings be connected or disconnected with pressure in the hydraulic system.

Whilst in use, the couplings may become hot (up to +100°C). Protective gloves should be worn when disconnecting.

To reduce the risk of contamination, the use of protective plugs and caps on the couplings when they are disconnected is strongly recommended (available separately).

SPECIFICATION

Materials: zinc-plated carbon steel body

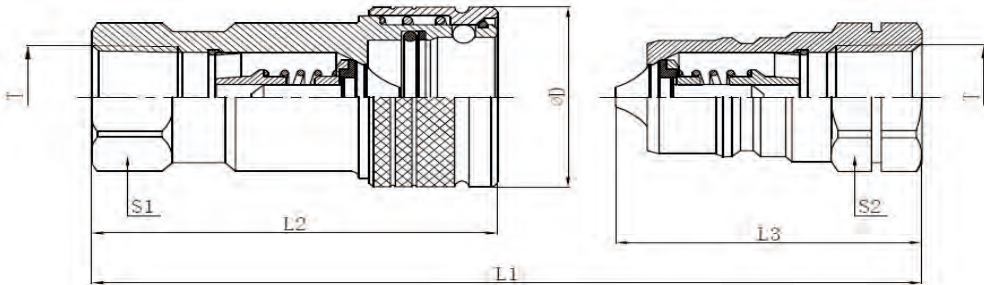
Valve: Poppet Type

Back-up ring: in pure Teflon

Seals: standard in nitrile NBR.

On request FKM, EPDM and VMQ seals

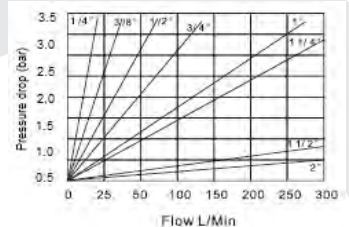
Working temperature: with standard seals -25°C+ 125°C



| DN | ISO | L1 | L2 | L3 | ØD | S1 | S2 | T | PRODUCT REFERENCE (F) | PRODUCT REFERENCE (M) |
|----|------|-------|-------|-------|------|------|------|------------|-----------------------|-----------------------|
| 04 | 6.3 | 70.0 | 49.0 | 35.0 | 26.2 | 19.0 | 19.0 | 1/4" BSP | QRCISOAF14 | QRCISOAM14 |
| 06 | 10 | 85.0 | 60.5 | 42.5 | 31.0 | 22.0 | 22.0 | 3/8" BSP | QRCISOAF38 | QRCISOAM38 |
| 08 | 12.5 | 94.0 | 68.5 | 46.5 | 38.0 | 27.0 | 27.0 | 1/2" BSP | QRCISOAF12 | QRCISOAM12 |
| 12 | 20 | 115.0 | 85.0 | 57.5 | 46.0 | 34.0 | 34.0 | 3/4" BSP | QRCISOAF34 | QRCISOAM34 |
| 16 | 25 | 131.5 | 99.5 | 65.5 | 52.0 | 41.0 | 41.0 | 1" BSP | QRCISOAF1 | QRCISOAM1 |
| 20 | 31.5 | 148.0 | 116.0 | 74.0 | 70.0 | 50.0 | 50.0 | 1-1/4" BSP | QRCISOAF114 | QRCISOAM114 |
| 24 | 40 | 168.0 | 136.5 | 85.0 | 83.0 | 60.0 | 60.0 | 1-1/2" BSP | QRCISOAF112 | QRCISOAM112 |
| 32 | 50 | 200.7 | 160.0 | 100.0 | 99.0 | 75.0 | 75.0 | 2" BSP | QRCISOAF2 | QRCISOAM2 |

| NOMINAL SIZE | MAX. WORKING PRESSURE | MAX FLOW | RATED FLOW | MIN BURST PRESSURE | | | FLUID SPILLAGE | |
|--------------|-----------------------|----------|------------|--------------------|--------|---------|----------------|------|
| | | | | MALE | FEMALE | COUPLED | | |
| DN | ISO | (BAR) | (L/M) | (L/M) | (BAR) | (BAR) | (BAR) | (CC) |
| 04 | 6.3 | 315 | 12 | 12 | 1510 | 1760 | 1450 | 0.5 |
| 06 | 10 | 315 | 46 | 23 | 1470 | 1520 | 1590 | 1.9 |
| 08 | 12.5 | 250 | 90 | 45 | 1000 | 1460 | 1240 | 2.7 |
| 12 | 20 | 250 | 148 | 106 | 900 | 1530 | 1040 | 9.3 |
| 16 | 25 | 200 | 200 | 189 | 1300 | 960 | 1300 | 16 |
| 20 | 31.5 | 200 | 378 | 288 | 1140 | 850 | 1090 | 30 |
| 24 | 40 | 160 | 750 | 379 | 810 | 790 | 820 | 54 |
| 32 | 50 | 100 | 1000 | 757 | 650 | 960 | 1100 | 120 |

TECHNICAL DATA



| PRODUCT REFERENCE | DESCRIPTION | NETT. PRICE | |
|-------------------|--|-------------|----------|
| | | £ STERLING | € EUROS |
| QRCISOAF14 | HYDRAULIC ISO A QUICK RELEASE COUPLING FEMALE 1/4" BSP, DN04, ISO 6.3, 315 BAR RATED, 12 L/MIN | £2.59 | € 3.50 |
| QRCISOAM14 | HYDRAULIC ISO A QUICK RELEASE COUPLING MALE 1/4" BSP, DN04, ISO 6.3, 315 BAR RATED, 12 L/MIN | £1.38 | € 1.87 |
| QRCISOAF38 | HYDRAULIC ISO A QUICK RELEASE COUPLING FEMALE 3/8" BSP, DN06, ISO 10, 315 BAR RATED, 23 L/MIN | £2.80 | € 3.78 |
| QRCISOAM38 | HYDRAULIC ISO A QUICK RELEASE COUPLING MALE 3/8" BSP, DN06, ISO 10, 315 BAR RATED, 23 L/MIN | £1.31 | € 1.76 |
| QRCISOAF12 | HYDRAULIC ISO A QUICK RELEASE COUPLING FEMALE 1/2" BSP, DN08, ISO 12.5, 250 BAR RATED, 45 L/MIN | £3.60 | € 4.86 |
| QRCISOAM12 | HYDRAULIC ISO A QUICK RELEASE COUPLING MALE 1/2" BSP, DN08, ISO 12.5, 250 BAR RATED, 45 L/MIN | £1.33 | € 1.79 |
| QRCISOAF34 | HYDRAULIC ISO A QUICK RELEASE COUPLING FEMALE 3/4" BSP, DN12, ISO 20, 250 BAR RATED, 106 L/MIN | £6.31 | € 8.51 |
| QRCISOAM34 | HYDRAULIC ISO A QUICK RELEASE COUPLING MALE 3/4" BSP, DN12, ISO 20, 250 BAR RATED, 106 L/MIN | £3.33 | € 4.49 |
| QRCISOAF1 | HYDRAULIC ISO A QUICK RELEASE COUPLING FEMALE 1" BSP, DN16, ISO 25, 200 BAR RATED, 189 L/MIN | £10.58 | € 14.29 |
| QRCISOAM1 | HYDRAULIC ISO A QUICK RELEASE COUPLING MALE 1" BSP, DN16, ISO 25, 200 BAR RATED, 189 L/MIN | £5.13 | € 6.92 |
| QRCISOAF114 | HYDRAULIC ISO A QUICK RELEASE COUPLING FEMALE 1 1/4" BSP, DN20, ISO 31.5, 200 BAR RATED, 288 L/MIN | £17.18 | € 23.20 |
| QRCISOAM114 | HYDRAULIC ISO A QUICK RELEASE COUPLING MALE 1 1/4" BSP, DN20, ISO 31.5, 200 BAR RATED, 288 L/MIN | £11.04 | € 14.90 |
| QRCISOAF112 | HYDRAULIC ISO A QUICK RELEASE COUPLING FEMALE 1 1/2" BSP, DN24, ISO 40, 160 BAR RATED, 379 L/MIN | £50.63 | € 68.35 |
| QRCISOAM112 | HYDRAULIC ISO A QUICK RELEASE COUPLING MALE 1 1/2" BSP, DN24, ISO 40, 160 BAR RATED, 379 L/MIN | £24.67 | € 33.30 |
| QRCISOAF2 | HYDRAULIC ISO A QUICK RELEASE COUPLING FEMALE 2" BSP, DN32, ISO 50, 200 BAR RATED 757 L/MIN | £89.58 | € 120.93 |
| QRCISOAM2 | HYDRAULIC ISO A QUICK RELEASE COUPLING MALE 2" BSP, DN32, ISO 50, 200 BAR RATED 757 L/MIN | £42.20 | € 56.96 |

ACCESSORIES



| DN | ISO | FEMALE DUST PLUG | MALE DUST CAP | MATERIAL |
|----|------|------------------|---------------|-----------|
| 04 | 6.3 | PPQRCISOAF14 | PPQRCISOAM14 | Plastic |
| 06 | 10 | PPQRCISOAF38 | PPQRCISOAM38 | Plastic |
| 08 | 12.5 | PPQRCISOAF12 | PPQRCISOAM12 | Plastic |
| 12 | 20 | PPQRCISOAF34 | PPQRCISOAM34 | Plastic |
| 16 | 25 | PPQRCISOAF1 | PPQRCISOAM1 | Plastic |
| 20 | 31.5 | ALQRCISOAF114 | ALQRCISOAM114 | Aluminium |
| 24 | 40 | ALQRCISOAF112 | ALQRCISOAM112 | Aluminium |
| 32 | 50 | ALQRCISOAF2 | ALQRCISOAM2 | Aluminium |

| PRODUCT REFERENCE | DESCRIPTION | NETT. PRICE | |
|-------------------|--|-------------|---------|
| | | £ STERLING | € EUROS |
| PPQRCISOAF14 | PLASTIC DUST PLUG FOR 1/4"BSP, DN04 ISO A FEMALE QRC | £0.52 | € 0.70 |
| PPQRCISOAM14 | PLASTIC DUST CAP FOR 1/4"BSP, DN04 ISO A MALE QRC | £0.52 | € 0.70 |
| PPQRCISOAF38 | PLASTIC DUST PLUG FOR 3/8"BSP, DN06 ISO A FEMALE QRC | £0.63 | € 0.84 |
| PPQRCISOAM38 | PLASTIC DUST CAP FOR 3/8"BSP, DN06 ISO A MALE QRC | £0.63 | € 0.84 |
| PPQRCISOAF12 | PLASTIC DUST PLUG FOR 1/2"BSP, DN08 ISO A FEMALE QRC | £0.63 | € 0.84 |
| PPQRCISOAM12 | PLASTIC DUST CAP FOR 1/2"BSP, DN08 ISO A MALE QRC | £0.63 | € 0.84 |
| PPQRCISOAF34 | PLASTIC DUST PLUG FOR 3/4"BSP, DN12 ISO A FEMALE QRC | £0.67 | € 0.91 |
| PPQRCISOAM34 | PLASTIC DUST CAP FOR 3/4"BSP, DN12 ISO A MALE QRC | £0.67 | € 0.91 |
| PPQRCISOAF1 | PLASTIC DUST PLUG FOR 1"BSP, DN16 ISO A FEMALE QRC | £1.20 | € 1.62 |
| PPQRCISOAM1 | PLASTIC DUST CAP FOR 1"BSP, DN16 ISO A MALE QRC | £1.20 | € 1.62 |
| ALQRCISOAF114 | ALUMINIUM DUST PLUG FOR 1 1/4"BSP, DN20 ISO A FEMALE QRC | £13.38 | € 18.07 |
| ALQRCISOAM114 | ALUMINIUM DUST CAP FOR 1 1/4"BSP, DN20 ISO A MALE QRC | £12.51 | € 16.89 |
| ALQRCISOAF112 | ALUMINIUM DUST PLUG FOR 1 1/2"BSP, DN24 ISO A FEMALE QRC | £14.07 | € 19.00 |
| ALQRCISOAM112 | ALUMINIUM DUST CAP FOR 1 1/2"BSP, DN24 ISO A MALE QRC | £13.92 | € 18.80 |
| ALQRCISOAF2 | ALUMINIUM DUST PLUG FOR 2"BSP, DN32 ISO A FEMALE QRC | £21.68 | € 29.26 |
| ALQRCISOAM2 | ALUMINIUM DUST CAP FOR 2"BSP, DN32 ISO A MALE QRC | £21.31 | € 28.76 |

www.flowfitonline.com
TECH. DATA SHEET
QRC02

FLOWFIT HYDRAULIC FLAT FACE QUICK RELEASE COUPLINGS MALE & FEMALE ENDS



WARNING

These couplings are unsuitable for use on Pulse/Hammer applications.

Flowfit hydraulic flat face quick release couplings of this series represent the first genuine revolution in the field of applications for flat face quick release couplings. Where previous models performed well at low operating pressures and with limited fluctuations in pressure, these new couplings can be used in applications typified by high operating pressures, high flow rates and low pressure drops, offering the same guarantees as components of conventional design.

Flowfit couplings are manufactured to the new ISO 16028 standard. This guarantees: Interchangeability with other couplings responding to the new standard, Maximum operating pressure 350 bar for all sizes, dependable operation of the coupling and low pressure drops are guaranteed, irrespective of the flow direction, male to female or female to male.

Flowfit Hydraulic Flat Face Quick Release Couplings Interchange with:

- Parker FE
- Safeway S56
- Faster 2FFI
- Aeroquip FD 89
- Snap Tite 74
- DNP PLT4
- Tomco FE
- Stucchi FIRG

Please refer to the specification table below to ensure the correct size is selected. Red plastic caps for female/male couplings up to 1”BSP available to protect and stop dirt entering the quick releases and your hydraulic circuit.

INSTRUCTIONS FOR USE

Prior to connecting ensure that the mating surfaces of the couplings are clean and free of dirt to avoid contamination of the hydraulic system.

To connect, push both couplings together until the locking mechanism engages.

For added security and to prevent accidental disconnection, rotate the collar on the female coupling a quarter turn.

To disconnect, rotate the collar on the female coupling until the notch aligns with protruding ball bearing then pull the collar back, allowing the couplings to disengage.

CAUTION

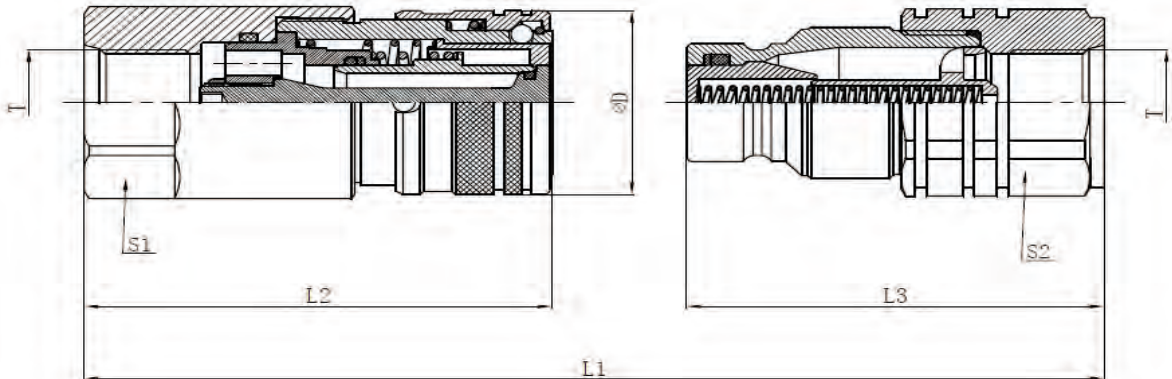
Under no circumstances should the couplings be connected or disconnected with pressure in the hydraulic system.

Whilst in use, the couplings may become hot (up to +100°C). Protective gloves should be worn when disconnecting.

To reduce the risk of contamination, the use of protective caps on the couplings when they are disconnected is strongly recommended (available separately).

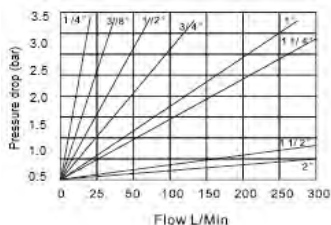
SPECIFICATION

Materials: zinc-plated carbon steel body
Seals: standard in nitrile NBR. On request FKM,EPDM and VMQ seals
Back-up ring: in pure Teflon
Working temperature: with standard seals -25°c + 125°c



| DN | ISO | L1 | L2 | L3 | ØD | S1 | S2 | T | PRODUCT REFERENCE (F) | PRODUCT REFERENCE (M) |
|----|------|-------|-------|-------|-------|------|------|------------|-----------------------|-----------------------|
| 04 | 6.3 | 100.0 | 58.5 | 53.3 | 28.0 | 22.0 | 22.0 | 1/4" BSP | QRCFFF14 | QRCFFM14 |
| 06 | 10 | 121.0 | 73.5 | 61.2 | 32.0 | 30.0 | 30.0 | 3/8" BSP | QRCFFF38 | QRCFFM38 |
| 06 | 10 | 121.0 | 73.5 | 61.2 | 32.0 | 30.0 | 30.0 | 1/2" BSP | QRCFFF12-38 | QRCFFM12-38 |
| 08 | 12.5 | 143.5 | 73.4 | 74.0 | 38.0 | 36.0 | 36.0 | 1/2" BSP | QRCFFF12 | QRCFFM12 |
| 08 | 12.5 | 143.5 | 73.4 | 74.0 | 38.0 | 36.0 | 36.0 | 3/4" BSP | QRCFFF34-12 | QRCFFM34-12 |
| 12 | 20 | 154.0 | 95.0 | 87.0 | 48.0 | 41.0 | 41.0 | 3/4" BSP | QRCFFF34 | QRCFFM34 |
| 12 | 20 | 154.0 | 95.0 | 87.0 | 48.0 | 41.0 | 41.0 | 1" BSP | QRCFFF1-34 | QRCFFM1-34 |
| 16 | 25 | 177.0 | 109.5 | 92.0 | 55.0 | 50.0 | 50.0 | 1" BSP | QRCFFF1 | QRCFFM1 |
| 16 | 25 | 177.0 | 109.5 | 92.0 | 55.0 | 50.0 | 50.0 | 1 1/4" BSP | QRCFFF1620114 | QRCFFM1620114 |
| 24 | 40 | 224.0 | 133.0 | 120.0 | 80.0 | 65.0 | 70.0 | 1-1/2" BSP | QRCFFF24112 | QRCFFM24112 |
| 32 | 50 | 284.0 | 147.5 | 173.0 | 102.0 | 80.0 | 80.0 | 2" BSP | QRCFFF322 | QRCFFM322 |

TECHNICAL DATA



| NOMINAL SIZE | | MAX. WORKING PRESSURE (BAR) | MAX FLOW (L/M) | RATED FLOW (L/M) | MIN BURST PRESSURE | | | FLUID SPILLAGE (CC) |
|--------------|------|-----------------------------|----------------|------------------|--------------------|--------------|---------------|---------------------|
| DN | ISO | | | | MALE (BAR) | FEMALE (BAR) | COUPLED (BAR) | |
| 04 | 6.3 | 400 | 24 | 12 | 1900 | 1900 | 1430 | 0.008 |
| 06 | 10 | 350 | 46 | 23 | 1560 | 1780 | 1610 | 0.01 |
| 08 | 12.5 | 350 | 90 | 45 | 1700 | 1590 | 1900 | 0.012 |
| 12 | 20 | 350 | 170 | 100 | 1660 | 1470 | 1840 | 0.02 |
| 16 | 25 | 350 | 378 | 189 | 1470 | 1400 | 1530 | 0.03 |
| 24 | 40 | 250 | 750 | 379 | 1000 | 1000 | 1000 | 0.25 |
| 32 | 50 | 250 | 1000 | 758 | 1000 | 1000 | 1000 | 0.35 |

| PRODUCT REFERENCE | DESCRIPTION | NETT. PRICE | |
|-------------------|--|-------------|----------|
| | | £ STERLING | € EUROS |
| QRCFFF14 | HYDRAULIC FLAT FACE QUICK RELEASE COUPLING FEMALE 1/4" BSP, DN04, ISO 6.3, 400 BAR RATED, 12 L/MIN | £7.95 | € 10.74 |
| QRCFFM14 | HYDRAULIC FLAT FACE QUICK RELEASE COUPLING MALE 1/4" BSP, DN04, ISO 6.3, 400 BAR RATED, 12 L/MIN | £3.49 | € 4.72 |
| QRCFFF38 | HYDRAULIC FLAT FACE QUICK RELEASE COUPLING FEMALE 3/8" BSP, DN06, ISO10, 350 BAR RATED, 23 L/MIN | £10.39 | € 14.02 |
| QRCFFM38 | HYDRAULIC FLAT FACE QUICK RELEASE COUPLING MALE 3/8" BSP, DN06, ISO10, 350 BAR RATED, 23 L/MIN | £5.19 | € 7.01 |
| QRCFFF12-38 | HYDRAULIC FLAT FACE QUICK RELEASE COUPLING FEMALE 1/2" BSP, DN06, ISO10, 350 BAR RATED, 23 L/MIN | £10.39 | € 14.02 |
| QRCFFM12-38 | HYDRAULIC FLAT FACE QUICK RELEASE COUPLING MALE 1/2" BSP, DN06, ISO10, 350 BAR RATED, 23 L/MIN | £5.19 | € 7.01 |
| QRCFFF12 | HYDRAULIC FLAT FACE QUICK RELEASE COUPLING FEMALE 1/2" BSP, DN08, ISO 12.5, 350 BAR RATED, 45 L/MIN | £13.33 | € 17.99 |
| QRCFFM12 | HYDRAULIC FLAT FACE QUICK RELEASE COUPLING MALE 1/2" BSP, DN08, ISO 12.5, 350 BAR RATED, 45 L/MIN | £6.57 | € 8.87 |
| QRCFFF34-12 | HYDRAULIC FLAT FACE QUICK RELEASE COUPLING FEMALE 3/4" BSP, DN08, ISO 12.5, 350 BAR RATED, 45 L/MIN | £13.33 | € 17.99 |
| QRCFFM34-12 | HYDRAULIC FLAT FACE QUICK RELEASE COUPLING MALE 3/4" BSP, DN08, ISO 12.5, 350 BAR RATED, 45 L/MIN | £6.57 | € 8.87 |
| QRCFFF34 | HYDRAULIC FLAT FACE QUICK RELEASE COUPLING FEMALE 3/4" BSP, DN12, ISO 20, 350 BAR RATED, 100 L/MIN | £22.31 | € 30.13 |
| QRCFFM34 | HYDRAULIC FLAT FACE QUICK RELEASE COUPLING MALE 3/4" BSP, DN12, ISO 20, 350 BAR RATED, 100 L/MIN | £13.98 | € 18.86 |
| QRCFFF1-34 | HYDRAULIC FLAT FACE QUICK RELEASE COUPLING FEMALE 1" BSP, DN12, ISO 20, 350 BAR RATED, 100 L/MIN | £22.31 | € 30.13 |
| QRCFFM1-34 | HYDRAULIC FLAT FACE QUICK RELEASE COUPLING MALE 1" BSP, DN12, ISO 20, 350 BAR RATED, 100 L/MIN | £13.98 | € 18.86 |
| QRCFFF1 | HYDRAULIC FLAT FACE QUICK RELEASE COUPLING FEMALE 1" BSP, DN16, ISO 25, 350 BAR RATED, 189 L/MIN | £32.81 | € 44.29 |
| QRCFFM1 | HYDRAULIC FLAT FACE QUICK RELEASE COUPLING MALE 1" BSP, DN16, ISO 25, 350 BAR RATED, 189 L/MIN | £17.78 | € 24.01 |
| QRCFFF1620114 | HYDRAULIC FLAT FACE QUICK RELEASE COUPLING FEMALE 1 1/4" BSP, DN16/DN20, ISO 25, 350 BAR RATED 189 L/MIN | £39.04 | € 52.70 |
| QRCFFM1620114 | HYDRAULIC FLAT FACE QUICK RELEASE COUPLING MALE 1 1/4" BSP, DN16/DN20, ISO 25, 350 BAR RATED 189 L/MIN | £17.78 | € 24.01 |
| QRCFFF24112 | HYDRAULIC FLAT FACE QUICK RELEASE COUPLING FEMALE 1 1/2" BSP, DN24, ISO 40, 250 BAR, 379 L/MIN | £124.09 | € 167.53 |
| QRCFFM24112 | HYDRAULIC FLAT FACE QUICK RELEASE COUPLING MALE 1 1/2" BSP, DN24, ISO 40, 250 BAR, 379 L/MIN | £63.71 | € 86.01 |
| QRCFFF322 | HYDRAULIC FLAT FACE QUICK RELEASE COUPLING FEMALE 2" BSP, DN32, 250 BAR RATED, 758 L/MIN | £241.68 | € 326.27 |
| QRCFFM322 | HYDRAULIC FLAT FACE QUICK RELEASE COUPLING MALE 2" BSP, DN32, 250 BAR RATED, 758 L/MIN | £128.16 | € 173.03 |

ACCESSORIES



| DN | ISO | FEMALE DUST PLUG | MALE DUST CAP | MATERIAL |
|----|-----|------------------|---------------|----------|
| 04 | 6.3 | PPQRCFFF14 | PPQRCFFM14 | Plastic |
| 06 | 10 | PPQRCFFF38 | PPQRCFFM38 | Plastic |
| 12 | 20 | PPQRCFFF34 | PPQRCFFM34 | Plastic |
| 16 | 25 | PPQRCFFF1 | PPQRCFFM1 | Plastic |

| PRODUCT REFERENCE | DESCRIPTION | NETT. PRICE | |
|-------------------|--|-------------|---------|
| | | £ STERLING | € EUROS |
| PPQRCFFF14 | PLASTIC DUST CAP FOR 1/4"BSP, DN04 FLAT FACE FEMALE QRC | £0.63 | € 0.84 |
| PPQRCFFM14 | PLASTIC DUST CAP FOR 1/4"BSP, DN04 FLAT FACE MALE QRC | £0.63 | € 0.84 |
| PPQRCFFF38 | PLASTIC DUST CAP FOR 3/8"BSP, DN06 FLAT FACE FEMALE QRC AND 1/2"BSP, DN06 FLAT FACE FEMALE QRC | £0.67 | € 0.91 |
| PPQRCFFM38 | PLASTIC DUST CAP FOR 3/8"BSP, DN06 FLAT FACE MALE QRC AND 1/2"BSP, DN06 FLAT FACE MALE QRC | £0.67 | € 0.91 |
| PPQRCFFF12 | PLASTIC DUST CAP FOR 1/2"BSP, DN08 FLAT FACE FEMALE QRC AND 3/4"BSP, DN08 FLAT FACE FEMALE QRC | £0.78 | € 1.06 |
| PPQRCFFM12 | PLASTIC DUST CAP FOR 1/2"BSP, DN08 FLAT FACE MALE QRC AND 3/4"BSP, DN08 FLAT FACE MALE QRC | £0.78 | € 1.06 |
| PPQRCFFF34 | PLASTIC DUST CAP FOR 3/4"BSP, DN12 FLAT FACE FEMALE QRC AND 1"BSP, DN12 FLAT FACE FEMALE QRC | £0.91 | € 1.22 |
| PPQRCFFM34 | PLASTIC DUST CAP FOR 3/4"BSP, DN12 FLAT FACE MALE QRC AND 1"BSP, DN12 FLAT FACE MALE QRC | £0.91 | € 1.22 |
| PPQRCFFF1 | PLASTIC DUST CAP FOR 1"BSP, DN16 FLAT FACE FEMALE QRC | £1.38 | € 1.87 |
| PPQRCFFM1 | PLASTIC DUST CAP FOR 1"BSP, DN16 FLAT FACE MALE QRC | £1.38 | € 1.87 |

FLOWFIT HYDRAULIC TRAILER BRAKE QUICK RELEASE COUPLINGS



Flowfit hydraulic trailer brake quick release couplings are mainly used in the agricultural sector for hydraulic braking systems.

Flowfit Hydraulic Trailer Brake Quick Release Couplings Interchange with:

- NFU 16-006/68
- DNP PFT
- Parker 5676

Please refer to the specification table below to ensure the correct size is selected.

A grey plastic cap for the male couplings and a steel parking plug for the female coupling are available to protect and stop dirt entering the quick releases and your hydraulic circuit.

INSTRUCTIONS FOR USE

Prior to connecting ensure that the mating parts of the couplings are clean and free of dirt to avoid contamination of the hydraulic system.

To connect, pull the collar on the female coupling back and insert the male coupling as far as it will go. Release the collar to lock the couplings together.

To disconnect, pull the collar on the female coupling back and allow the male coupling to disengage.

CAUTION

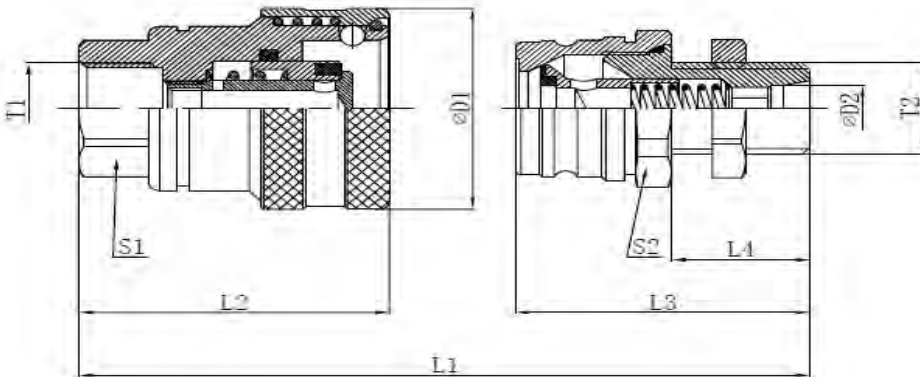
Under no circumstances should the couplings be connected or disconnected with pressure in the hydraulic system.

To reduce the risk of contamination, the use of protective plugs and caps on the couplings when they are disconnected is strongly recommended (available separately).

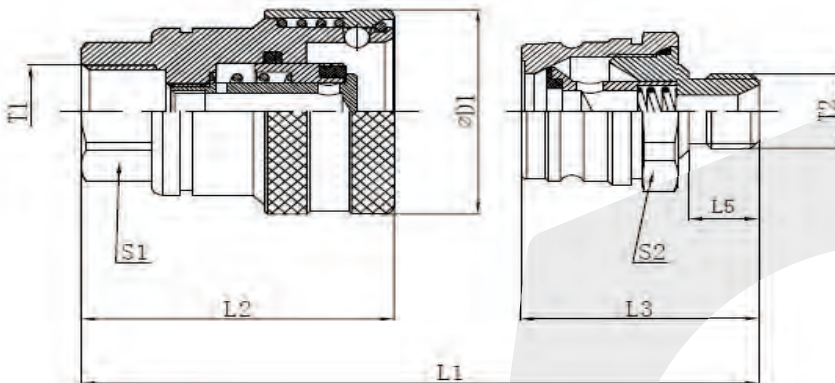
SPECIFICATION

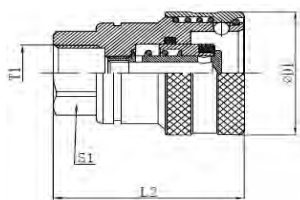
- Materials: zinc-plated carbon steel body
- Valve: Flat valve type
- Back-up ring: in pure Teflon
- Seals: standard in nitrile NBR.
- On request FKM, EPDM and VMQ seals
- Working temperature: with standard seals
-25 °C + 125 °C

FEMALE TO MALE WITH BULKHEAD



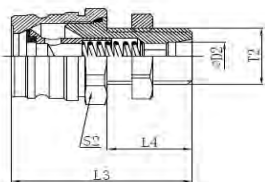
FEMALE TO MALE WITH MALE THREAD





FEMALE TRAILER BREAK QUICK RELEASE COUPLING

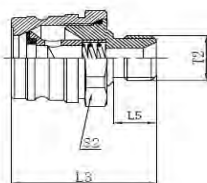
| DN | ISO | L2 | D1 | S1 | T1 | PRODUCT REFERENCE |
|----|------|------|------|------|----------|-------------------|
| 08 | 12.5 | 56.0 | 44.0 | 27.0 | 3/8" BSP | QRCTBF38 |
| | | | | | 1/2" BSP | QRCTBF12 |
| | | | | | M18x1.5 | QRCTBFM18 |



MALE TRAILER BRAKE QUICK RELEASE COUPLING WITH BULKHEAD CONNECTION

| DN | ISO | L3 | L4 | S2 | D2 | T2 | PRODUCT REFERENCE |
|-----|------|------|------|------|------|---------|-------------------|
| 8.0 | 12.5 | 51.0 | 23.0 | 32.0 | 12.0 | M18x1.5 | QRCTBBMM18 |
| | | | | | 15.0 | M22x1.5 | QRCTBBMM22 |

Combined length with Female Trailer Brake Coupling (L1) = 91.5



MALE TRAILER BRAKE QUICK RELEASE COUPLING WITH MALE THREAD

| DN | ISO | L3 | L5 | S2 | T2 | PRODUCT REFERENCE |
|-----|------|------|------|------|----------|-------------------|
| 8.0 | 12.5 | 48.0 | 15.0 | 32.0 | 1/2" BSP | QRCTBM12 |

Combined length with Female Trailer Brake Coupling (L1) = 88.5

TECHNICAL DATA

| NOMINAL SIZE | | MAX. WORKING PRESSURE (BAR) | RATED FLOW (L/M) | MIN BURST PRESSURE | | | FLUID SPILLAGE (CC) |
|--------------|------|--------------------------------|---------------------|--------------------|-----------------|------------------|------------------------|
| DN | ISO | | | MALE (BAR) | FEMALE (BAR) | COUPLED (BAR) | |
| 04 | 6.3 | 400 | 12 | 1900 | 1900 | 1430 | 0.008 |
| 06 | 10 | 350 | 23 | 1560 | 1780 | 1610 | 0.01 |
| 08 | 12.5 | 350 | 45 | 1700 | 1590 | 1900 | 0.012 |
| 12 | 20 | 350 | 100 | 1660 | 1470 | 1840 | 0.02 |
| 16 | 25 | 350 | 189 | 1470 | 1400 | 1530 | 0.03 |
| 24 | 40 | 250 | 379 | 1000 | 1000 | 1000 | 0.25 |
| 32 | 50 | 250 | 758 | 1000 | 1000 | 1000 | 0.35 |

| PRODUCT REFERENCE | DESCRIPTION | NETT. PRICE | |
|-------------------|--|-------------|---------|
| | | £ STERLING | € EUROS |
| QRCTBF38 | TRAILER BRAKE QRC FEMALE 3/8" BSP DN08, 150 BAR RATED 24 L/MIN | £4.80 | € 6.48 |
| QRCTBF12 | TRAILER BRAKE QRC FEMALE 1/2" BSP DN08, 150 BAR RATED 24 L/MIN | £4.80 | € 6.48 |
| QRCTBFM18 | TRAILER BRAKE QRC FEMALE M18X1.5 DN08, 150 BAR RATED 24 L/MIN | £4.80 | € 6.48 |
| QRCTBBMM18 | TRAILER BRAKE QRC MALE M18X1.5 BULKHEAD DN08, 150 BAR RATED 24 L/MIN | £4.15 | € 5.61 |
| QRCTBBMM22 | TRAILER BRAKE QRC MALE M22X1.5 BULKHEAD DN08, 150 BAR RATED 24 L/MIN | £4.15 | € 5.61 |
| QRCTBM12 | TRAILER BRAKE QRC MALE 1/2"BSP DN08, 150 BAR RATED 24 L/MIN | £4.15 | € 5.61 |

ACCESSORIES



| DN | ISO | FEMALE DUST PLUG | MALE DUST CAP | MATERIAL |
|----|------|------------------|---------------|----------|
| 08 | 12.5 | | QRCTBMPVC | Plastic |
| | | QRCTBFS | | Steel |

| PRODUCT REFERENCE | DESCRIPTION | NETT. PRICE | |
|-------------------|---|-------------|---------|
| | | £ STERLING | € EUROS |
| QRCTBMPVC | TRAILER BRAKE PLASTIC MALE DUST CAP COVER DN08 (GREY) | £0.49 | € 0.66 |
| QRCTBFS | TRAILER BRAKE FEMALE STEEL DUST PLUG COUPLER COVER | £0.91 | € 1.22 |