

HY105




HYUNDAI HR // KIA BONGO 2500

Dal 2007 – motore 2500 cc – 4 cilindri - senza A/C

From 2007 – engines 2500 cc – 4 cylinders – without A/C

Istruzioni di montaggio kit innesto elettromagnetico **PROVVISORIE**

Installation instructions electromagnetic clutch kit **PROVISIONAL**



- I – Fissare il gruppo innesto elettromagnetico-pompa P nei fori filettati A B C con viti TE 8x25 e rondelle elastiche fornite
- Installare le pulegge di rinvio PR1 e PR2 fornite nei fori filettati D E fissandole con viti e distanziali forniti

- GB – Secure the electromagnetic clutch-pump group P into the threaded holes A B C with screws TE 8x25 and spring washers provided
- Install the provided return pulley PR1 and PR2 into the threaded holes D E and fixing them with screws and spacers annexed



I – Montare cinghia

GB – Install the belt