

KR Breakaway Adaptor (Metric)



Benefits:

- Leak free o-ring seal
- Safe joint every time
- Low tightening torque and clamping force rises with the internal pressure.
- Low installed cost, no welding (so inert gas purging, NDT and excessive flushing are not required), minimal tube preparation and no special assembly equipment required.
- Demountable and reusable, can be used with most tube materials.

Features:

Body – mild steel, stainless steel or cupro-nickel.
Compatible with most fluids and environments. Locates o-ring and tube.

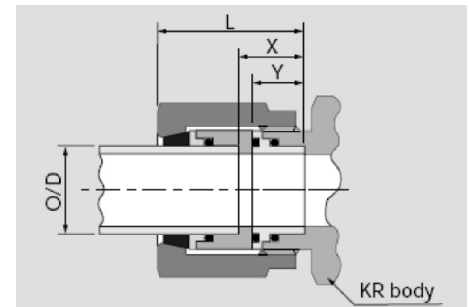
O-ring – nitrile, FPM (Viton), EP or FEP encapsulated FPM. Compatible with most fluids. Highly resistant to leakage even under severe vibration, pressure pulsation and temperature cycling. Provides diametric seal between tube OD and body cavity.

Nut – mild steel, stainless steel or cupro-nickel.
Compatible with most environments. Closes split collet and retains sealing mechanism.


Back-up washer – mild steel, stainless steel, or cupro-nickel. Provides additional support for the tube and locates the o-ring.

Split collet – mild steel, stainless steel or cupro-nickel.
Clamping force rises with pressure. Large clamping area ensures minimal deformation of the tube. Retains tube in position.

- 3:1 safety factor
- Derate by 50% for high pressure gas systems
- Pressure ratings based on the tube OD tolerance to BS3602 and DIN2391C



 **Working Temperature:**
Nitrile: -40°C to +100°C
Viton: -20°C to +150°C

 **Maximum Working Pressure:**
6mm to 22mm: 680 bar
25mm to 50mm: 500 bar

All fittings also available in the following materials upon request:

- Stainless steel
- Cupro-nickel

Seals available on request:

- EP (ethylene propylene)
- FEP encapsulated FPM

All fittings supplied with Nitrile seals as standard.

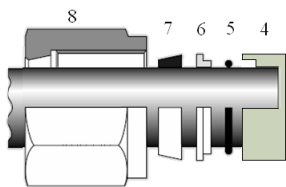
Primary Item No	O/D	Part No	L mm	X mm	Y mm	Nut A/F mm	*Max WP Bar
5011903	6	KRAM6BCR	26	12	11	16	680
5011955	8	KRAM8BCR	26	12	11	17	680
5011453	10	KRAM10BCR	38	17	15	27	680
5011526	12	KRAM12BCR	38	17	15	27	680
5011600	16	KRAM16BCR	38	17	15	32	680
5011662	20	KRAM20BCR	49	21	19	41	680
5011694	22	KRAM22BCR	49	21	19	41	680
5011730	25	KRAM25BCR	49	21	19	46	500
5011782	30	KRAM30BCR	53	21	19	50	500
5011825	38	KRAM38BCR	62	25	22	60	500
5011858	50	KRAM50BCR	80	32	29	80	500

*Derate maximum working pressure by 50% for high pressure gas systems.

KR Breakaway Adaptor (Metric)

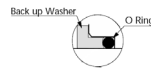
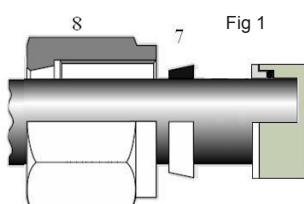
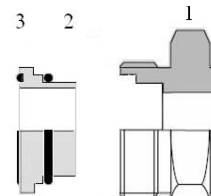


The unique KR breakaway adaptor allows easy access to in line components. Awkward and time consuming dismantling of pipe work normally required to remove components is eliminated. Careful consideration to stressed ends (pipe bends) and tube lengths has to be considered to maintain face to face sealing.

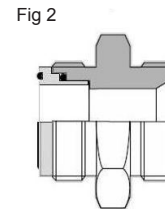


- 4. Tube Adaptor
- 5. O'Ring
- 6. Washer
- 7. Collet
- 8. Breakaway Nut

- 1. Body
- 2. Adaptor O'Rings
- 3. Adaptor Body

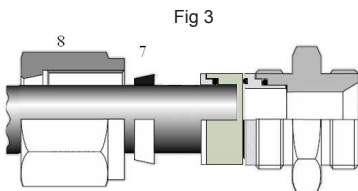


Lubricate and slide the O'ring (5) and washer (6) into the tube adaptor (4) Ensure they are located correctly into the tube adaptor.

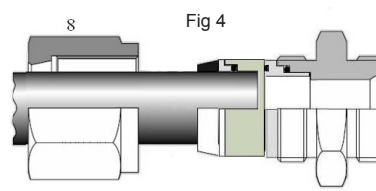


Lubricate and fit O'Ring (2) to Adaptor body (3) and insert into the coupling body (1). (Fig 2)

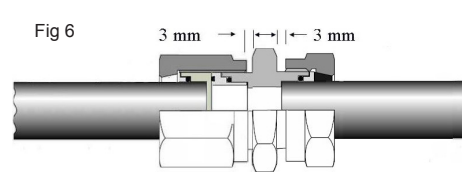
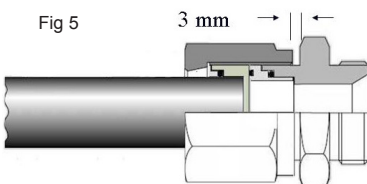
Pre assemble the tube adaptor (Fig 1) to the pipe end, ensure you debur tube end before to prevent damage to O'ring.



Lubricate adaptor seal face and offer up pre assembled pipe end to the adaptor face.



Slide collet (7) firmly against the washer and lubricate outer edge.



Screw the breakaway nut onto the body and tighten. The complete assembly should be as (Fig 5 and 6). An indication of correct assembly and sealing is given by the gap between nut and body shoulder being approximately 3mm. This may vary with OD tolerance.

Please Note * It is recommended KR Breakaway couplings be fitted to in line pipe joints or components supported with pipe clamps either side or end of run port terminations only.