FLOWFIT® TECHNICAL DATA SHEET

HAND PUMPS

hydraulic diagram

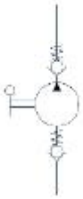

PMP 25 e

without release hand knob
double acting hand pump for a single acting cylinder
for fixing to a wall

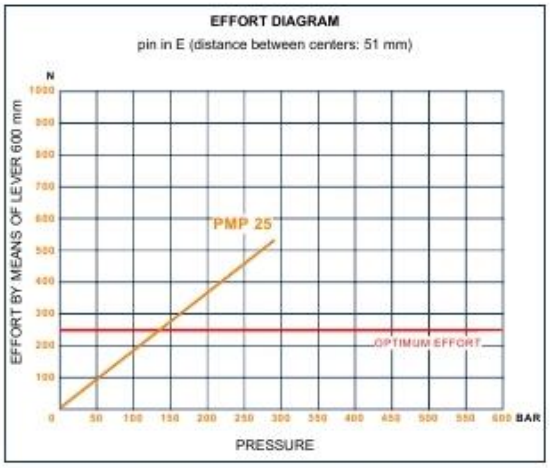



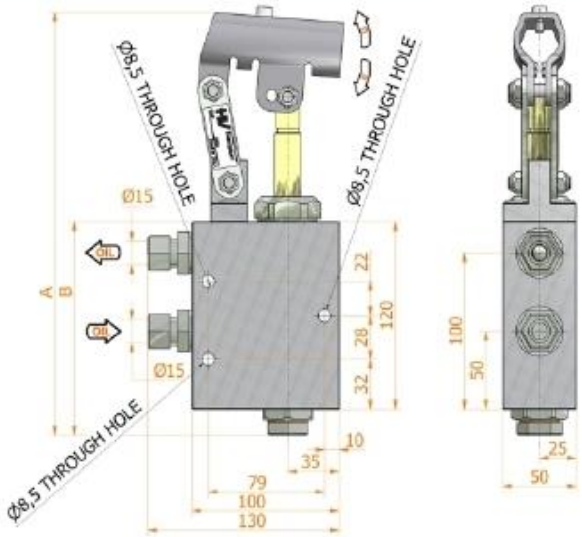

Specifications:

- Anticorodal aluminium body
- Piston treated with Niploy 30 micron for high resistance in salt spray conditions.
- Steinless steel support lever
- Lever connection Ø 27
- White zinc plated external parts

DISPLACEMENT cm³	A mm	B mm	C mm	D °	E °	ACTUAL DISPLACEMENT cm³	PRESSURE BAR		MASS KG	CODE WITHOUT BELLOWS	CODE WITH BELLOWS
							OPTIMAL	MAX			
25	270	136	--	26	29	24,285	120	280	3	6075.0101	--