# FLOWFIT® TECHNICAL DATA SHEET

HAND PUMPS

hydraulic diagram

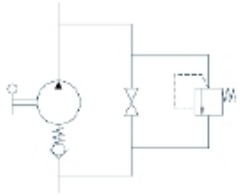

## PMP 20 byB-s

with release hand knob
with pressure relief valve
double acting hand pump for single acting cylinder
for fixing to wall

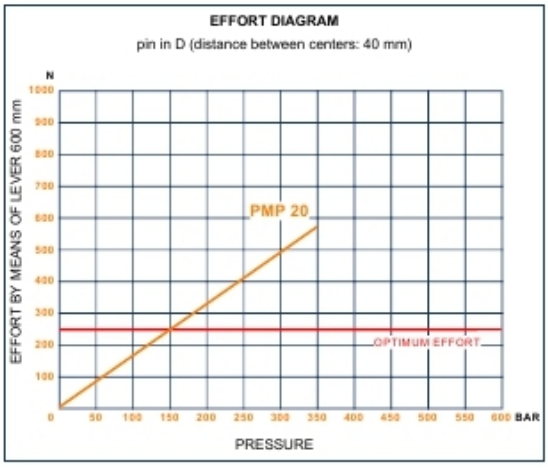

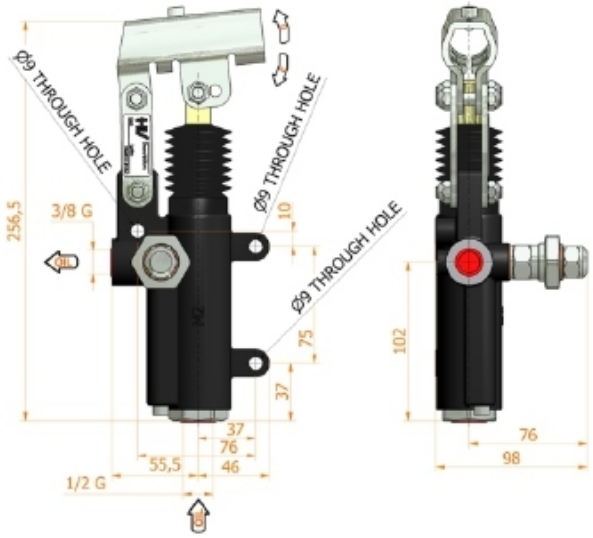


**Specifications:**

- Cast iron body
- Piston treated with Niploy
- White zinc plated support lever
- Lever connection Ø 27
- White zinc plated external parts
- Standard colour black
- Pressure relief valve standard setting: 100 bar

| DISPLACEMENT cm³ | A mm | B mm | C mm | D ° | E ° | ACTUAL DISPLACEMENT cm³ | PRESSURE BAR | | MASS KG | CODE WITHOUT BELLOWS | CODE WITH BELLOWS |
|---|---|---|---|---|---|---|---|---|---|---|---|
| | | | | | | | OPTIMAL | MAX | | | |
| 20 | -- | -- | -- | 32 | 30 | 20,090 | 150 | 350 | 2,650 | 6074.0064 | 6074.0065 |
| | | | | | | | | | | | |
| | | | | | | | | | | | |
| | | | | | | | | | | | |
| | | | | | | | | | | | |
| | | | | | | | | | | | |