


## Product information

### GDM 2011 schwarz/black

Industrial Connectors:Rectangular connectors GDM-series:Type A EN 175301-803 (DIN 43650) / ISO 4400:Cable socket, self-assembly:GDM 2011 schwarz/black


<http://www.e-catalog.beldensolutions.com/link/57078-24228-24309-24310-24311-34885/en/conf/ui/istate>

<b>Name</b>	GDM 2011 schwarz/black
	
	cable socket with central screw M 3 x 35
<b>Delivery informations</b>	
Availability	available
<b>Product description</b>	
Description	cable socket with central screw M 3 x 35
Type	GDM 2011 schwarz/black
Order No.	931 957-100
Other standard types	grey housing, Order no. 931 957-106
Number of contacts	2 + PE
Cable gland	PG 11
Conductor size	max. 1.5 mm <sup>2</sup>
Standard	DIN EN 175 301-803-A
Housing Color	black
Construction type	A
<b>Technical data</b>	
Pin dimensions	6.3 mm x 0.8 mm, 4.8 mm x 0.8 mm
Rated voltage	AC/DC 250 V
Rated current	16 A
Contact resistance	<= 4 mOhm
Type of termination	screw
Suitable cables	6 mm to 9 mm diameter
Mounting	central nut
<b>Material</b>	
Contact surface material	Sn
Contact bearer material	PA
Housing material	PA
<b>Environmental conditions</b>	
Protection class (IEC 60529)	IP 65 (gasket necessary)
Pollution severity	3
Temperature range	-40 °C to +125 °C
<b>Inflammability class</b>	
Housing	94 HB
Contact bearer	94 HB
<b>Approvals</b>	
VDE	VDE
SEV	SEV
CSA	CSA
<b>Packing unit</b>	
Packaging unit	200 pieces
<b>Scope of delivery and accessories</b>	
Accessories to order separately	(NBR) flat gasket GDM 3-7, Order no. 730 801-002; (EPDM) flat gasket GDM 3-21, Order no. 731 739-004; profiled gasket GDM 3-16, Order no. 731 531-002; knurled screw GDM 3011-8, Order no. 732 574-001; stainless steel screw GDM 3011 RF-1, Order no. 734 363-001

## Product information GDM 2011 grau/grey

Industrial Connectors:Rectangular connectors GDM-series:Type A EN 175301-803 (DIN 43650) / ISO 4400:Cable socket, self-assembly:GDM 2011 grau/grey

<http://www.e-catalog.beldensolutions.com/link/57078-24228-24309-24310-24311-34884/en/conf/uistate>


<b>Name</b>	GDM 2011 grau/grey
	
	cable socket with central screw M 3 x 35
<b>Delivery informations</b>	
<b>Availability</b>	available
<b>Product description</b>	
<b>Description</b>	cable socket with central screw M 3 x 35
<b>Type</b>	GDM 2011 grau/grey
<b>Order No.</b>	931 957-106
<b>Other standard types</b>	black housing, Order no. 931 957-100
<b>Number of contacts</b>	2 + PE
<b>Cable gland</b>	PG 11
<b>Conductor size</b>	max. 1.5 mm <sup>2</sup>
<b>Standard</b>	DIN EN 175 301-803-A
<b>Housing Color</b>	grau
<b>Construction type</b>	A
<b>Technical data</b>	
<b>Pin dimensions</b>	6.3 mm x 0.8 mm, 4.8 mm x 0.8 mm
<b>Rated voltage</b>	AC/DC 250 V
<b>Rated current</b>	16 A
<b>Contact resistance</b>	<= 4 mOhm
<b>Type of termination</b>	screw
<b>Suitable cables</b>	6 mm to 9 mm diameter
<b>Mounting</b>	central nut
<b>Material</b>	
<b>Contact surface material</b>	Sn
<b>Contact bearer material</b>	PA
<b>Housing material</b>	PA
<b>Environmental conditions</b>	
<b>Protection class (IEC 60529)</b>	IP 65 (gasket necessary)
<b>Pollution severity</b>	3
<b>Temperature range</b>	-40 °C to +125 °C
<b>Inflammability class</b>	
<b>Housing</b>	94 HB
<b>Contact bearer</b>	94 HB
<b>Approvals</b>	
<b>VDE</b>	VDE
<b>SEV</b>	SEV
<b>CSA</b>	CSA
<b>Packing unit</b>	
<b>Packaging unit</b>	200 pieces
<b>Scope of delivery and accessories</b>	
<b>Accessories to order separately</b>	(NBR) flat gasket GDM 3-7, Order no. 730 801-002; (EPDM) flat gasket GDM 3-21, Order no. 731 739-004; profiled gasket GDM 3-16, Order no. 731 531-002; knurled screw GDM 3011-8, Order no. 732 574-001; stainless steel screw GDM 3011 RF-1, Order no. 734 363-001


## Product information


### GDML 2011 GB1 schwarz/black


Industrial Connectors:Rectangular connectors GDM-series:Type A EN 175301-803 (DIN 43650) / ISO 4400:Cable socket with electronic insert:GDML 2011 GB1 schwarz/black


<http://www.e-catalog.beldensolutions.com/link/57078-24228-24309-24310-24314-34922/en/conf/uistate>


<b>Name</b>		GDML 2011 GB1 schwarz/black
		
		bridge-type rectifier with protective circuit (varistor)
<b>Delivery informations</b>		
<b>Availability</b>	available	
<b>Product description</b>		
<b>Description</b>	bridge-type rectifier with protective circuit (varistor)	
<b>Type</b>	GDML 2011 GB1 schwarz/black	
<b>Order No.</b>	932 329-100	
<b>Other standard types</b>	grey housing, Order no. 932 329-106	
<b>Number of contacts</b>	2 + PE	
<b>Cable gland</b>	PG 11	
<b>Conductor size</b>	max. 1.5 mm <sup>2</sup>	
<b>Standard</b>	DIN EN 175 301-803-A	
<b>Housing Color</b>	black	
<b>Construction type</b>	A	
<b>Description of Wiring</b>		
<b>Voltage rectifier</b>	bridge-type rectifier	
<b>Suppressor</b>	varistor	
<b>Technical data</b>		
<b>Pin dimensions</b>	6.3 mm x 0.8 mm, 4.8 mm x 0.8 mm	
<b>Rated voltage</b>	AC/DC 250 V	
<b>Rated current</b>	2 A (SEV 1011 : 1.5 A) AC / 1 A DC	
<b>Contact resistance</b>	<= 4 mOhm	
<b>Type of termination</b>	screw	
<b>Suitable cables</b>	4.5 mm to 11 mm diameter	
<b>Mounting</b>	central nut	
<b>Material</b>		
<b>Contact surface material</b>	Sn	
<b>Contact bearer material</b>	PA	
<b>Housing material</b>	PA	
<b>Environmental conditions</b>		
<b>Protection class (IEC 60529)</b>	IP 65 (gasket necessary)	
<b>Pollution severity</b>	3	
<b>Temperature range</b>	-40 °C to +90 °C	
<b>Inflammability class</b>		
<b>Housing</b>	94 HB	
<b>Contact bearer</b>	94 HB	
<b>Approvals</b>		
<b>SEV</b>	SEV	
<b>Packing unit</b>		
<b>Packaging unit</b>	50 pieces	
<b>Scope of delivery and accessories</b>		
<b>Accessories to order separately</b>	(NBR) flat gasket GDM 3-7, Order no. 730 801-002; (EPDM) flat gasket GDM 3-21, Order no. 731 739-004; profiled gasket GDM 3-16, Order no. 731 531-002; knurled screw GDM 3011-8, Order no. 732 574-001; stainless steel screw GDM 3011 RF-1, Order no. 734 363-001	

<b>Name</b>	GDML 2011 GB1 LED 24 schwarz/black
	
	bridge-type rectifier with protective circuit (varistor) and function indicator (LED)
<b>Delivery informations</b>	
<b>Availability</b>	available
<b>Product description</b>	
<b>Description</b>	bridge-type rectifier with protective circuit (varistor) and function indicator (LED)
<b>Type</b>	GDML 2011 GB1 LED 24 schwarz/black
<b>Order No.</b>	932 446-002
<b>Other standard types</b>	transparent housing, cable gland grey: Order no. 932 446-003
<b>Number of contacts</b>	2 + PE
<b>Cable gland</b>	PG 11 (black)
<b>Conductor size</b>	max. 1.5 mm <sup>2</sup>
<b>Standard</b>	DIN EN 175 301-803-A
<b>Housing Color</b>	transparent
<b>Construction type</b>	A
<b>Description of Wiring</b>	
<b>LED color</b>	LED red
<b>Voltage rectifier</b>	bridge-type rectifier
<b>Suppressor</b>	varistor
<b>Technical data</b>	
<b>Pin dimensions</b>	6.3 mm x 0.8 mm, 4.8 mm x 0.8 mm
<b>Rated voltage</b>	AC/DC 24 V
<b>Rated current</b>	2 A (SEV 1011 : 1.5 A) AC / 1 A DC
<b>Contact resistance</b>	<= 4 mOhm
<b>Type of termination</b>	screw
<b>Suitable cables</b>	4.5 mm to 11 mm diameter
<b>Mounting</b>	central nut
<b>Material</b>	
<b>Contact surface material</b>	Sn
<b>Contact bearer material</b>	PA
<b>Housing material</b>	PA
<b>Environmental conditions</b>	
<b>Protection class (IEC 60529)</b>	IP 65 (gasket necessary)
<b>Pollution severity</b>	3
<b>Temperature range</b>	-40 °C to +90 °C
<b>Inflammability class</b>	
<b>Housing</b>	94 HB
<b>Contact bearer</b>	94 HB
<b>Packing unit</b>	
<b>Packaging unit</b>	50 pieces
<b>Scope of delivery and accessories</b>	
<b>Accessories to order separately</b>	(NBR) flat gasket GDM 3-7, Order no. 730 801-002; (EPDM) flat gasket GDM 3-21, Order no. 731 739-004; profiled gasket GDM 3-16, Order no. 731 531-002; knurled screw GDM 3011-8, Order no. 732 574-001; stainless steel screw GDM 3011 RF-1, Order no. 734 363-001

<b>Name</b>	GDML 2011 LED 120 YE schwarz/black
	
	function indicator (bipolar LED)
<b>Delivery informations</b>	
<b>Availability</b>	available
<b>Product description</b>	
<b>Description</b>	function indicator (bipolar LED)
<b>Type</b>	GDML 2011 LED 120 YE schwarz/black
<b>Order No.</b>	933 738-212
<b>Other standard types</b>	transparent housing, cable gland grey: Order no. 933 738-712
<b>Number of contacts</b>	2 + PE
<b>Cable gland</b>	PG 11 (black)
<b>Conductor size</b>	max. 1.5 mm <sup>2</sup>
<b>Standard</b>	DIN EN 175 301-803-A
<b>Housing Color</b>	transparent
<b>Construction type</b>	A
<b>Description of Wiring</b>	
<b>LED color</b>	bipolar LED yellow
<b>Technical data</b>	
<b>Pin dimensions</b>	6.3 mm x 0.8 mm, 4.8 mm x 0.8 mm
<b>Rated voltage</b>	AC/DC 120 V
<b>Rated current</b>	8 A
<b>Contact resistance</b>	<= 4 mOhm
<b>Type of termination</b>	screw
<b>Suitable cables</b>	4.5 mm to 11 mm diameter
<b>Mounting</b>	central nut
<b>Material</b>	
<b>Contact surface material</b>	Sn
<b>Contact bearer material</b>	PA
<b>Housing material</b>	PA
<b>Environmental conditions</b>	
<b>Protection class (IEC 60529)</b>	IP 65 (gasket necessary)
<b>Pollution severity</b>	3
<b>Temperature range</b>	-40 °C to +90 °C
<b>Inflammability class</b>	
<b>Housing</b>	94 HB
<b>Contact bearer</b>	94 HB
<b>Packing unit</b>	
<b>Packaging unit</b>	50 pieces
<b>Scope of delivery and accessories</b>	
<b>Accessories to order separately</b>	(NBR) flat gasket GDM 3-7, Order no. 730 801-002; (EPDM) flat gasket GDM 3-21, Order no. 731 739-004; profiled gasket GDM 3-16, Order no. 731 531-002; knurled screw GDM 3011-8, Order no. 732 574-001; stainless steel screw GDM 3011 RF-1, Order no. 734 363-001

<b>Name</b>	GDML 2011 LED 230 YE schwarz/black
	
	function indicator (bipolar LED)
<b>Delivery informations</b>	
<b>Availability</b>	available
<b>Product description</b>	
<b>Description</b>	function indicator (bipolar LED)
<b>Type</b>	GDML 2011 LED 230 YE schwarz/black
<b>Order No.</b>	933 739-212
<b>Other standard types</b>	transparent housing, cable gland grey: Order no. 933 739-712
<b>Number of contacts</b>	2 + PE
<b>Cable gland</b>	PG 11 (black)
<b>Conductor size</b>	max. 1.5 mm <sup>2</sup>
<b>Standard</b>	DIN EN 175 301-803-A
<b>Housing Color</b>	transparent
<b>Construction type</b>	A
<b>Description of Wiring</b>	
<b>LED color</b>	bipolar LED yellow
<b>Technical data</b>	
<b>Pin dimensions</b>	6.3 mm x 0.8 mm, 4.8 mm x 0.8 mm
<b>Rated voltage</b>	AC/DC 250 V
<b>Rated current</b>	8 A
<b>Contact resistance</b>	<= 4 mΩ
<b>Type of termination</b>	screw
<b>Suitable cables</b>	4.5 mm to 11 mm diameter
<b>Mounting</b>	central nut
<b>Material</b>	
<b>Contact surface material</b>	Sn
<b>Contact bearer material</b>	PA
<b>Housing material</b>	PA
<b>Environmental conditions</b>	
<b>Protection class (IEC 60529)</b>	IP 65 (gasket necessary)
<b>Pollution severity</b>	3
<b>Temperature range</b>	-40 °C to +90 °C
<b>Inflammability class</b>	
<b>Housing</b>	94 HB
<b>Contact bearer</b>	94 HB
<b>Packing unit</b>	
<b>Packaging unit</b>	50 pieces
<b>Scope of delivery and accessories</b>	
<b>Accessories to order separately</b>	(NBR) flat gasket GDM 3-7, Order no. 730 801-002; (EPDM) flat gasket GDM 3-21, Order no. 731 739-004; profiled gasket GDM 3-16, Order no. 731 531-002; knurled screw GDM 3011-8, Order no. 732 574-001; stainless steel screw GDM 3011 RF-1, Order no. 734 363-001

<b>Name</b>	GDML 2011 GB1 LED 24 schwarz/black
	
	bridge-type rectifier with protective circuit (varistor) and function indicator (LED)
<b>Delivery informations</b>	
Availability	available
<b>Product description</b>	
Description	bridge-type rectifier with protective circuit (varistor) and function indicator (LED)
Type	GDML 2011 GB1 LED 24 schwarz/black
Order No.	932 446-002
Other standard types	transparent housing, cable gland grey: Order no. 932 446-003
Number of contacts	2 + PE
Cable gland	PG 11 (black)
Conductor size	max. 1.5 mm <sup>2</sup>
Standard	DIN EN 175 301-803-A
Housing Color	transparent
Construction type	A
<b>Description of Wiring</b>	
LED color	LED red
Voltage rectifier	bridge-type rectifier
Suppressor	varistor
<b>Technical data</b>	
Pin dimensions	6.3 mm x 0.8 mm, 4.8 mm x 0.8 mm
Rated voltage	AC/DC 24 V
Rated current	2 A (SEV 1011 : 1.5 A) AC / 1 A DC
Contact resistance	<= 4 mOhm
Type of termination	screw
Suitable cables	4.5 mm to 11 mm diameter
Mounting	central nut
<b>Material</b>	
Contact surface material	Sn
Contact bearer material	PA
Housing material	PA
<b>Environmental conditions</b>	
Protection class (IEC 60529)	IP 65 (gasket necessary)
Pollution severity	3
Temperature range	-40 °C to +90 °C
<b>Inflammability class</b>	
Housing	94 HB
Contact bearer	94 HB
<b>Packing unit</b>	
Packaging unit	50 pieces
<b>Scope of delivery and accessories</b>	
Accessories to order separately	(NBR) flat gasket GDM 3-7, Order no. 730 801-002; (EPDM) flat gasket GDM 3-21, Order no. 731 739-004; profiled gasket GDM 3-16, Order no. 731 531-002; bonded screw GDM 2011 8, Order no. 732 574 001; stainless steel screw GDM 2011 DE 1, Order no. 734 262 001

<b>Name</b>	GDML 2011 LED 48 HH schwarz/black
	
	function indicator (LED) with protective circuit (diode)
<b>Delivery informations</b>	
<b>Availability</b>	available
<b>Product description</b>	
<b>Description</b>	function indicator (LED) with protective circuit (diode)
<b>Type</b>	GDML 2011 LED 48 HH schwarz/black
<b>Order No.</b>	932 648-002
<b>Number of contacts</b>	2 + PE
<b>Cable gland</b>	PG 11 (black)
<b>Conductor size</b>	max. 1.5 mm <sup>2</sup>
<b>Standard</b>	DIN EN 175 301-803-A
<b>Housing Color</b>	transparent
<b>Construction type</b>	A
<b>Description of Wiring</b>	
<b>LED color</b>	LED red
<b>Suppressor</b>	diode
<b>Other characteristics</b>	correct polarity must be ensured
<b>Technical data</b>	
<b>Pin dimensions</b>	6.3 mm x 0.8 mm, 4.8 mm x 0.8 mm
<b>Rated voltage</b>	DC 48 V
<b>Rated current</b>	8 A
<b>Contact resistance</b>	<= 4 mOhm
<b>Type of termination</b>	screw
<b>Suitable cables</b>	4.5 mm to 11 mm diameter
<b>Mounting</b>	central nut
<b>Material</b>	
<b>Contact surface material</b>	Sn
<b>Contact bearer material</b>	PA
<b>Housing material</b>	PA
<b>Environmental conditions</b>	
<b>Protection class (IEC 60529)</b>	IP 65 (gasket necessary)
<b>Pollution severity</b>	3
<b>Temperature range</b>	-40 °C to +90 °C
<b>Inflammability class</b>	
<b>Housing</b>	94 HB
<b>Contact bearer</b>	94 HB
<b>Packing unit</b>	
<b>Packaging unit</b>	50 pieces
<b>Scope of delivery and accessories</b>	
<b>Accessories to order separately</b>	(NBR) flat gasket GDM 3-7, Order no. 730 801-002; (EPDM) flat gasket GDM 3-21, Order no. 731 739-004; profiled gasket GDM 3-16, Order no. 731 531-002; knurled screw GDM 3011-8, Order no. 732 574-001; stainless steel screw GDM 3011 RF-1, Order no. 734 363-001