

FLOWFIT®

MANUFACTURERS AND SUPPLIERS OF
HYDRAULIC COMPONENTS & SYSTEMS

- HYDRAULIC VALVES
- HYDRAULIC POWER UNITS
- PETROL AND DIESEL POWER PACKS
- HYDRAULIC MOTORS
- GEAR PUMPS
- BELL HOUSINGS & DRIVE COUPLINGS
- ELECTRIC MOTORS
- HYDRAULIC CYLINDERS
- LOG SPLITTER KITS
- CLUTCHES AND GEARBOXES
- HYDRAULIC TANKS
- HYDRAULIC FILTERS
- FLUID TRANSFER
- QUICK RELEASE COUPLINGS
- HYDRAULIC ADAPTORS
- HYDRAULIC HOSE & FITTINGS
- HYDRAULIC HOSE CRIMPING MACHINES
- HYDRAULIC COMPONENTS
- PRESSURE GAUGES



CALL
01584 876033

CLICK
www.flowfitonline.com

VISIT
Open 6 days a week



Everything Hydraulic Since 1996.

Flowfit has become a market leader in everything hydraulic, from distribution to systems and manufacturing. From an old miner's home in Cinderford, Gloucestershire, now a 28500 square foot site based in Ludlow, Shropshire which comprises of Head office, Trade shop and engineering and warehouse facilities.

Our ethos is to provide 'everything hydraulic' for our vast customer base. From parts and systems to bespoke designs, the dedicated and knowledgeable team here at Flowfit can meet any hydraulic demand. There is a solution to every problem, and Flowfit has the answer. Whether it be hydraulic cylinders, hydraulic hand pumps, hydraulic motors and pumps or complete bespoke hydraulic systems, Flowfit is an industry leader in the provision of effective, reliable and top quality hydraulic components.

Four things that we feel make Flowfit's particular offering unique in the industry; Customer service, our customers are the lifeblood of the business so we ensure they receive the very best customer service within the industry. The vast stockholding, which enables staff to respond swiftly to any and all customer needs. We offer expert technical support to ensure cost-effective solutions. Our flexible manufacturing solutions allow us to deliver bespoke systems to suit any customer requirements.

We will continue to invest, train and improve our services to make sure Flowfit remains your number 1 choice in the hydraulic field.

Thank you for your continued support and we hope you enjoy our latest new catalogue.

With warmest thanks

Simon Parsonage

CHIEF EXECUTIVE
FLOWFIT®



Quality Products

Everything you buy from us is guaranteed for a minimum of 12 months. If during this time a manufacturers fault develops then we will either replace it free of charge or repair it. Please note all hydraulic powerunits are return to base. We are proud to be a QMS ISO 9002 Registered Firm.



Free Advice

If you are not sure what you need or you can't find a particular product – call us we're here to help you. Our Technical Sales team is given the latest training and can source and advise the best products to suit your specific needs or we can design a system to suit with our in-house audited hydraulic engineers. We will also provide technical support and a free site visit to discuss your requirements.



KEEPING INDUSTRY MOVING

HOW TO ORDER



Phone: 01584 876033

Monday - Thursday 8.30am - 5.00pm
Friday 8.00am - 4.00pm
Saturday 8.00am - 12.30pm



Email: sales@flowfitonline.com

You can email your order to our fully qualified sales team 24 hours a day, 7 days a week.



By Mail

Harrier Fluid Power Ltd T/A Flowfit
Parys Road, Ludlow Business Park
Ludlow, Shropshire SY8 1XY



Online: www.flowfitonline.com

Online ordering is the quickest and most convenient way to all the industrial supplies you need, 24 hours a day, 7 days a week.



Fax: 01584 876044

Fax orders, 24/7



Visit our Trade Counter in Ludlow
Parys Road, Ludlow Business Park,
Ludlow, Shropshire SY8 1XY

All prices in this catalogue are excluding V.A.T.

EASY PAYMENT OPTIONS

Credit Account

Setting up a business credit account is quick and easy just fill out a credit form, downloadable from the website www.flowfitonline.com

Other Payment Methods

For your convenience we have several easy payment options for you to choose from:

Credit & Debit Cards

Cash at our Trade Counter

BACS Transfers

Cheque

Paypal Payments

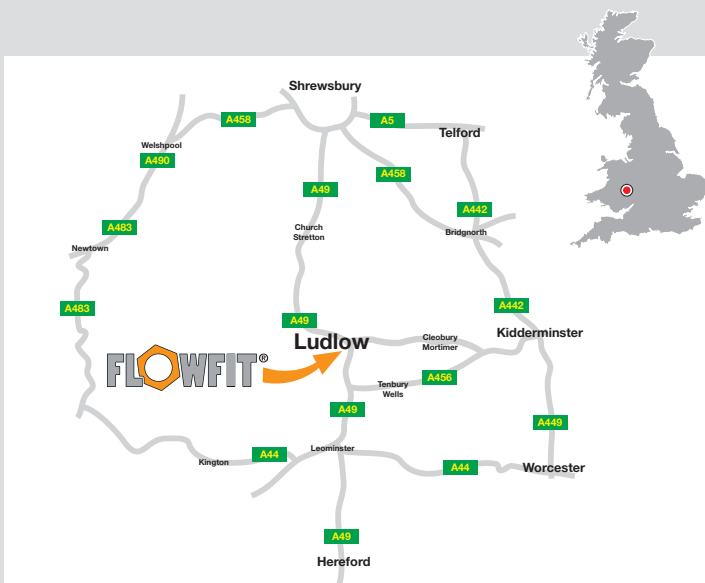


Satisfaction Guarantee

In the unlikely event that you are not completely satisfied with your purchase, you can return your unused stock item for a full refund. Simply retain your original packaging and contact our Customer Services on 01584 876033 and we will arrange a free collection at a time that is convenient for you.



PROMOTING THE HIGHEST STANDARD
IN FLUID POWER DISTRIBUTION



SECURE ONLINE ORDERING WITH FREE DELIVERY



All products in this catalogue are available to purchase online at www.flowfitonline.com

- 100% SECURE SHOPPING
- Hassle free delivery direct to your door
- NO QUIBBLE GUARANTEE
- 24 HOUR SHOPPING
- UK BASED CALL CENTRE

Selected products and special offers can also be found on our ebay store.

OVERSEAS CUSTOMERS



All items in this catalogue and at www.flowfitonline.com are available to overseas customers, please contact us for shipping costs.



**SHOP
NOW OPEN
6 DAYS
A WEEK**

Follow us on   

FREE NEXT DAY DELIVERY ON ALL WEB ORDERS

Orders placed over the phone or faxed will be subject to our standard delivery charges.

**Order by 4.30pm for next day
delivery throughout the UK.**



SPECIAL DELIVERY AVAILABLE

**NEXT DAY BY 9.30am
NEXT DAY BY 10.30am
NEXT DAY BY 12 noon**



SAME DAY OR SATURDAY DELIVERY

**Contact us for a quotation should you
require this option.**



SHIP DIRECT

**Use our stock to ship directly to your
customers, no Flowfit paperwork, your
paperwork sent direct with the goods.**



CALL US TODAY

- **Cross reference service**
- **Technical support**
- **Full hydraulic system design**
- **Price challenge**
- **Friendly staff, here to help 01584 876033**



KEEPING INDUSTRY MOVING

FLOWFIT®



FILTREC®
Technical Filtration

UK DISTRIBUTORS



Flowfit have a huge stock quantity of Hydraulic Filter elements available. With the help of our very own hydraulic cross reference catalogue we can matchup any replacement elements!

Call us on 01584 876033 for more information on our replacement elements or to get your replacement element catalogue now!



FLOWFIT®


VIDEO TUTORIALS

Hi, I'm Wayne
the Technical Manager for Flowfit.

I will be producing video Tutorials to aid our customers with anything from trouble shooting, purchasing the correct product or simply on how things are done!

Please see our Flowfit YouTube channel.

If you have any comments, suggestions or requests for this or future productions we would gladly welcome them.



CONTENTS

SECTION 1 HYDRAULIC VALVES

HYDRAULIC CONTROL VALVES

13

PRODUCT	PAGE
MONOBLOCK DIRECTIONAL CONTROL VALVES TYPE HDM	14
SLICE DIRECTIONAL CONTROL VALVES TYPE HDS	18
ROTARY HYDRAULIC OPERATED LEVER VALVES	22
MONOBLOCK CONTROL VALVE C/W FLOW CONTROL	25
HYDRAULIC HOSE-REEL VALVE LEVER OPERATED C/W FLOW CONTROL	26

PRODUCT	PAGE
HYDRAULIC HOSE-REEL VALVE WITHOUT FLOW CONTROL	27
SOLENOID DIVERTER VALVES	28
LEVER OPERATED DIVERTER VALVES 'DF' SERIES	29
MONOBLOCK DIRECTIONAL CONTROL VALVES	30

HYDRAULIC CARTRIDGE VALVES

35

PRODUCT	PAGE
DOUBLE PILOT OPERATED CHECK VALVES	36
SINGLE PILOT OPERATED CHECK VALVES	40
OVERCENTRE VALVES	43
RELIEF VALVES	48
DUAL CROSS RELIEF VALVES	53
CHECK VALVES	59
HOSE BURST VALVES	60
FLOW REGULATOR VALVES	63
FLOW DIVIDERS	68

PRODUCT	PAGE
SEQUENCE VALVES	69
TWO PUMP "HI-LOW" UNLOADING VALVES	71
HIGH PRESSURE BALL VALVES	72
DIVERTER VALVES	74
END STROKE VALVES	76
ROTATING COUPLINGS	78
GAUGE ISOLATOR VALVES	79
PLOUGH OVERTURNING VALVES	79

SOLENOID DIVERTER VALVES

82

PRODUCT	PAGE
SDV3 3 WAY SOLENOID DIVERTERS MAX FLOW 80L/MIN	83
SDV06 6 WAY SOLENOID DIVERTERS MAX FLOW 50L/MIN	84

PRODUCT	PAGE
SDV10 6 WAY SOLENOID DIVERTERS MAX FLOW 80L/MIN	85
DIVERTER VALVE HANDLEVER MIRCOSWITCH KIT	86

FLOWFIT CETOP VALVES

87

PRODUCT	PAGE
FLOWFIT CETOP 3	88
FLOWFIT CETOP 5	97
FLOWFIT CETOP 7	105
FLOWFIT CETOP 8	109

PRODUCT	PAGE
KOMPASS RELIEF VALVES	113
KOMPASS SEQUENCE, COUNTER BALANCE & UNLOADING	115
2 WAY CARTRIDGE ELECTRIC VALVES	116
KOMPASS ELECTRO-HYDRAULIC PROPORTIONAL VALVES	116

SECTION 2 MANIFOLDS

OLEORAMA HYDRAULIC MANIFOLDS

119

PRODUCT	PAGE
OLEORAMA HYDRAULIC PARALLEL SCHEME MANIFOLDS	120
OLEORAMA HYDRAULIC L TYPE MANIFOLDS	124

PRODUCT	PAGE
OLEORAMA HYDRAULIC T TYPE MANIFOLDS	128

SECTION 3 HYDRAULIC POWER UNITS

POWER PACKS AND POWER UNITS

133

PRODUCT	PAGE
FLOWFIT 12VDC SINGLE ACTING HYDRAULIC POWER PACKS	134
FLOWFIT 12VDC DOUBLE ACTING SOLENOID VALVE POWER PACKS	136
FLOWFIT 12VDC DOUBLE ACTING SOLENOID VALVE POWER PACKS	138
FLOWFIT 24VDC SINGLE ACTING HYDRAULIC POWER PACKS	140

PRODUCT	PAGE
FLOWFIT 24VDC DOUBLE ACTING SOLENOID VALVE POWER PACKS	142
FLOWFIT 24VDC DOUBLE ACTING SOLENOID VALVE POWER PACKS	144
ACCESSORIES	146
FLOWFIT MOBILE ENGINE DRIVEN HYDRAULIC POWER UNITS ON WHEELS	150

HYDRAULIC POWER UNITS

155

PRODUCT	PAGE
SERIES UP100 HYDRAULIC POWER PACKS	156
UP100 POWERUNIT BUILD YOUR OWN	157
UP100 READY BUILT IN STOCK	161
READY BUILT IN STOCK SINGLE ACTING POWERUNIT	163
UP100 READY BUILT IN STOCK DOUBLE ACTING CIRCUIT	166
HF500 250 BAR POWER PACKS	169
DETAILS FOR INSTALLATION HF500	174
HF600 350 BAR VARIABLE FLOW HIGH PRESSURE POWER PACKS	175

PRODUCT	PAGE
DETAILS FOR INSTALLATION HF600	177
UP50 MINI-FLOW HYDRAULIC POWER PACK	178
ET-ELECTRIC DC MOTOR PUMP SET	181
HF800 HONDA PETROL ENGINE DRIVEN POWER PACKS	182
HF700 PETROL ENGINE DRIVEN POWER PACKS	184
HF900 HATZ DIESEL ENGINE DRIVEN	186
CUSTOM BUILT POWER UNITS	188

SECTION 4 PETROL AND DIESEL POWER PACKS

PETROL AND DIESEL ENGINES

190

PRODUCT	PAGE
HONDA 4 STROKE PETROL ENGINES	191
Loncin 4 Stroke Petrol Engines	192

PRODUCT	PAGE
HATZ DIESEL ENGINES	193

ENGINE DRIVEN HYDRAULIC GEAR PUMP SETS

197

PRODUCT	PAGE
PETROL ENGINE DRIVEN HYDRAULIC GEAR PUMP SETS	198
PETROL ENGINE DRIVEN HYDRAULIC HI-LOW GEAR PUMP SETS	201

PRODUCT	PAGE
DIESEL ENGINE DRIVEN HYDRAULIC HI-LOW GEAR PUMP SETS	203

SECTION 5 HYDRAULIC MOTORS

FLOWFIT HYDRAULIC MOTORS

205

PRODUCT	PAGE
HYDRAULIC MOTOR SERIES FFPMM	206
HYDRAULIC MOTOR SERIES FFPM	207
HYDRAULIC MOTOR SERIES FFPRM	209
HYDRAULIC MOTOR SERIES FFPMH	211

PRODUCT	PAGE
HYDRAULIC MOTOR SERIES FFPMs	212
HYDRAULIC MOTOR SERIES FFPMsY	215
HYDRAULIC MOTOR SERIES FFPMt	216
HYDRAULIC MOTOR SERIES FFPMV	218

M+S HYDRAULIC MOTORS

221

PRODUCT	PAGE
M+S HYDRAULIC MOTOR SERIES EPMM	222
M+S HYDRAULIC MOTOR SERIES EPM	223
M+S HYDRAULIC MOTOR SERIES EPRM	224
M+S HYDRAULIC MOTOR SERIES EPMS	226

PRODUCT	PAGE
M+S HYDRAULIC MOTOR SERIES EPMT	227
M+S HYDRAULIC MOTOR SERIES EPMV	228
ELB BRAKES	229
HKU & HKUS STEERING UNITS	229

BOLT ON HYDRAULIC VALVES TO SUIT FLOWFIT AND M+S HYDRAULIC MOTORS

230

PRODUCT	PAGE
BDR TYPE	231
BDS TYPE	231

PRODUCT	PAGE
BVR TYPE	232

GEAR MOTORS

235

PRODUCT	PAGE
GROUP 2	236

PRODUCT	PAGE
GROUP 3	237

SECTION 6 GEAR PUMPS, BELL HOUSING AND ELECTIC MOTORS

GEAR PUMPS

238

PRODUCT	PAGE
GEAR PUMPS GROUP 1	239
GEAR PUMPS GROUP 2	241
GEAR PUMPS GROUP 3	243

PRODUCT	PAGE
MULTIPLE TANDEM/TRIPLE HYDRAULIC PUMP KITS	245
PUMPS AND MOTORS ELBOW CONNECTORS	245

FLOW DIVIDERS

247

PRODUCT	PAGE
FLOW DIVIDERS	248

KOMPASS PUMPS

249

PRODUCT	PAGE
70 BAR VARIABLE DISPLACEMENT SINGLE VANE PUMP	250
140 BAR VARIABLE DISPLACEMENT SINGLE VANE PUMP	250
210 - 250 BAR VARIABLE DISPLACEMENT PISTON PUMPS 250 BAR	251

PRODUCT	PAGE
210 - 286 BAR VARIABLE DISPLACEMENT PISTON PUMPS 286 BAR	251
350 BAR VARIABLE DISPLACEMENT PISTON PUMPS 350 BAR	251

HYDRAULIC TWO STAGE HI-LOW GEAR PUMPS

252

PRODUCT	PAGE
HYDRAULIC GEAR PUMP MODEL GP-CBN TECHNICAL DATA	253

TWO STAGE HI-LO GEAR PUMP SETS

254

PRODUCT	PAGE
HYDRAULIC 8 GPM TWO STAGE HI-LOW GEAR PUMP C/W BELL HOUSING ENGINE KIT GX120/GX160/GX200	255
HYDRAULIC 11 GPM TWO STAGE HI-LOW GEAR PUMP C/W BELL HOUSING ENGINE KIT GX240/GX270	255

PRODUCT	PAGE
HYDRAULIC 11 GPM TWO STAGE HI-LOW GEAR PUMP C/W BELL HOUSING ENGINE KIT GX240/GX270	256
HYDRAULIC 22 GPM TWO STAGE HI-LOW PUMP C/W BELL HOUSING ENGINE KIT GX630	256

BELL HOUSINGS AND DRIVE COUPLINGS FOR ELECTRIC MOTORS, PETROL AND DIESEL ENGINES 257

PRODUCT	PAGE	PRODUCT	PAGE
FLOWFIT ELECTRIC MOTOR BELL HOUSINGS	258	FLOWFIT BELL HOUSING AND DRIVE COUPLING KITS	260
FLOWFIT ELECTRIC MOTOR DRIVE COUPLINGS	259		

ELECTRIC MOTORS 262

PRODUCT	PAGE	PRODUCT	PAGE
SERIES ALUMINIUM HOUSING SINGLE-PHASE 110V MULTI-MOUNT ASYNCHRONOUS MOTOR-DUAL CAPACITORS	263	SERIES ALUMINIUM HOUSING THREE-PHASE MULTI-MOUNT ASYNCHRONOUS MOTOR	265
SERIES ALUMINIUM HOUSING SINGLE-PHASE 230V MULTI-MOUNT ASYNCHRONOUS MOTOR-DUAL CAPACITORS	264		

ELECTRIC MOTOR PUMP SET 267

PRODUCT	PAGE	PRODUCT	PAGE
HYDRAULIC MOTOR PUMP SETS 240V AND 415V	268	HYDRAULIC ELECTRIC MOTOR PUMP SET 3.7KW 240V SINGLE PHASE (1PH) WITH 8GPM HI-LO PUMP	268

HYDRAULIC HANDPUMPS 269

PRODUCT	PAGE	PRODUCT	PAGE
CYLINDRICAL TANK STYLE	270	STAINLESS STEEL HANDPUMPS	274
TANK MOUNTED HANDPUMPS	271	TANK AND LEVERS	275
INLINE HAND PUMPS	272	SPECIAL HAND PUMPS	277

SINGLE ACTING HANDPUMP ASSEMBLIES 283

PRODUCT	PAGE	PRODUCT	PAGE
6CM3 SINGLE ACTING HANDPUMP	284	25CM3 SINGLE ACTING HANDPUMP	285
12CM3 SINGLE ACTING HANDPUMP	284	45CM3 SINGLE ACTING HANDPUMP	285

DOUBLE ACTING HANDPUMP ASSEMBLIES 286

PRODUCT	PAGE	PRODUCT	PAGE
6CM3 DOUBLE ACTING HANDPUMP	287	25CM3 DOUBLE ACTING HANDPUMP	288
12CM3 DOUBLE ACTING HANDPUMP	287	45CM3 DOUBLE ACTING HANDPUMP	288

HANDPUMP AND POWERPACK TRAILER KITS 289

PRODUCT	PAGE	PRODUCT	PAGE
SINGLE ACTING HANDPUMP AND CYLINDER KITS	290	12VDC SINGLE ACTING HYDRAULIC TRAILER KITS	291
DOUBLE ACTING HANDPUMP AND CYLINDER KITS	290	24VDC SINGLE ACTING HYDRAULIC TRAILER KITS	291

SECTION 7 HYDRAULIC CYLINDERS

FLOWFIT HYDRAULIC CYLINDERS 293

PRODUCT	PAGE	PRODUCT	PAGE
SINGLE ACTING STANDARD CYLINDERS [SERIES 600]	296	HYDRAULIC TOP LINK-AUTOMATIC HITCH	306
DOUBLE ACTING STANDARD CYLINDERS [SERIES 700]	298	HYDRAULIC TOP LINK-AUTOMATIC HITCH	307
DOUBLE ACTING STANDARD CYLINDERS [SERIES 1000]	302	PNEUMATIC-RELEASE CYLINDER	307
TURN-OVER PLOUGH CYLINDER	304	FOLDING HYDRAULIC CRUTCH	308
HYDRAULIC TOP LINK	305	COMPONENTS FOR STANDARD CYLINDERS	310

SECTION 8 LOG SPLITTER KITS

FLOWFIT LOG SPLITTER KITS 320

PRODUCT	PAGE	PRODUCT	PAGE
HONDA LOGSPLITTER KIT	321	LONCIN LOGSPLITTER KIT	323

SECTION 9 CLUTCHES AND GEARBOXES

MECHANICAL CLUTCHES

325

PRODUCT	PAGE
SERIES 30100 MECHANICAL CLUTCH GROUP 1 AND GROUP 2 • 30KW	326
SERIES 30300 MECHANICAL CLUTCH GROUP 2 AND GROUP 3 • 40KW	327

PRODUCT	PAGE
SERIES 30500 MECHANICAL CLUTCH GROUP 3.5 AND GROUP 4 • 60KW	328
FLANGES TO SUIT SERIES 30500 MECHANICAL CLUTCH	329

FLOWFIT MECHANICAL CLUTCH AND HYDRAULIC PUMP ASSEMBLIES

330

PRODUCT	PAGE
GROUP 1 - 8.6L/MIN TO 17.64L/MIN	331
GROUP 2 - 18L/MIN TO 46.8L/MIN	332

PRODUCT	PAGE
GROUP 3 - 46.8L/MIN TO 79.2L/MIN	333

PTO GEARBOXES

335

PRODUCT	PAGE
SERIES 60000 PTO GEARBOX PUMP GROUP 2 • 10KW	336
SERIES 70000 PTO GEARBOX PUMP GROUP 3 • 20KW	337

PRODUCT	PAGE
SERIES 70012 CAST IRON PTO GEARBOX PUMP GROUP 3 • 37KW	338
PTO GEARBOX FIXING/WELDING PLATE	337

HYDRAULIC PTO GEARBOXES AND PUMP ASSEMBLIES

339

PRODUCT	PAGE
PTO GEAR BOXES WITH GROUP 2 PUMPS	340
PTO GEAR BOXES WITH GROUP 3 PUMPS	341

PRODUCT	PAGE
CAST IRON PTO GEAR BOXES WITH GROUP 3 PUMPS	342

PUMP BEARING SUPPORTS

344

PRODUCT	PAGE
GROUP 1 BEARING SUPPORT	345
GROUP 2 BEARING SUPPORT	345
GROUP 2 BEARING SUPPORT REINFORCED	346

PRODUCT	PAGE
GROUP 2 BEARING SUPPORT REINFORCED	346
GROUP 3 BEARING SUPPORT	347

SPEED REDUCTION GEARBOXES

348

PRODUCT	PAGE
95000 SERIES ALUMINIUM SPEED REDUCTION GEARBOXES	349
96000 SERIES ALUMINIUM SPEED REDUCTION GEARBOXES	350

PRODUCT	PAGE
97500 SERIES CAST IRON SPEED REDUCTION GEARBOXES	351

ELECTROMAGNETIC CLUTCHES

353

PRODUCT	PAGE
10 daNm ELECTROMAGNETIC CLUTCHES	354
14 daNm ELECTROMAGNETIC CLUTCHES	358

PRODUCT	PAGE
21 daNm ELECTROMAGNETIC CLUTCHES	362
50 daNm ELECTROMAGNETIC CLUTCHES	364

ELECTRO MAGNETIC CLUTCH AND PUMP ASSEMBLIES

366

PRODUCT	PAGE
FLOWFIT HYDRAULIC 12V ELECTRO MAGNETIC CLUTCH	367

PRODUCT	PAGE
FLOWFIT HYDRAULIC 24V ELECTRO MAGNETIC CLUTCH	368

SECTION 10 SPLINED COUPLINGS

SPLINED COUPLINGS

371

PRODUCT	PAGE
SPLINED COUPLINGS SERIES 10000	372
SPLINED COUPLINGS SERIES 15000	373
SPLINED SLEEVES	373
SPLINED COUPLINGS SERIES 34100	374

PRODUCT	PAGE
SPLINED HALF COUPLINGS 34200 - 34300 34400-35500	374
SPLINED SLEEVES SERIES 10200-10300-10400	374
SPLINED BARS SERIES 14000	375

SECTION 11 HYDRAULIC TANKS

FLOWFIT WELDLESS STEEL TANKS

376

PRODUCT	PAGE
FLOWFIT WELDLESS STEEL TANKS	377

PRODUCT	PAGE
FLOWFIT WELDLESS STEEL PRIMED TANK	379

ALUMINIUM OIL TANKS

381

PRODUCT	PAGE
ALUMINIUM OIL TANKS AB 3,5	382
ALUMINIUM OIL TANKS AB 6,5	382
ALUMINIUM OIL TANKS AB 12 NR	383
ALUMINIUM OIL TANKS AB 20	383

PRODUCT	PAGE
ALUMINIUM OIL TANKS AB 30 NR	384
ALUMINIUM OIL TANKS AB 44	384
ALUMINIUM OIL TANKS AB 70	385
OIL SUMPS FOR ALUMINIUM TANKS	385

HYDRAULIC TANKS COMPLETE WITH ACCESSORIES

386

PRODUCT	PAGE
HYDRAULIC OIL TANK WITH TANK ACCESSORIES	387

PRODUCT	PAGE
FLOWFIT WELDLESS STEEL TANKS COMPLETE WITH ACCESSORIES	389

STEEL & STAINLESS STEEL OIL TANKS

390

PRODUCT	PAGE
HF SERIES STEEL TANKS	391
SS SERIES 304 STAINLESS STEEL TANK	391

PRODUCT	PAGE
TOP QUALITY • TOP OF THE RANGE DIN24339 HEAVY DUTY • HIGH SPECIFICATION TANKS	391

TANK HEATERS

392

PRODUCT	PAGE
VR IMMERSION HEATERS WITH MAGNETIC CLAMPS	393
CARTRIDGE SCREWED-IN HEATERS	394
CARTRIDGE SCREWED-IN HEATERS WITH TEMPERATURE ADJUSTMENT	395

PRODUCT	PAGE
RHK-TUBE SCREWED-IN HEATERS	396
RHK-TH-TUBE SCREWED-IN HEATERS WITH TEMPERATURE ADJUSTMENT	396

SECTION 12 FILTREC FILTERS

FILTREC TECHNICAL FILTRATION

398

PRODUCT	PAGE
FILTREC RETURN LINE FILTERS	399
FILTREC TANK TOP RETURN LINE FILTERS	400
FILTREC LOW PRESSURE INLINE FILTER	406
FILTREC SUCTION LINE FILTERS	407

PRODUCT	PAGE
FILTREC SUCTION STRAINERS	408
FILTREC SUCTION FILTERS	409
FILTREC MEDIUM PRESSURE FILTERS	410
FILTREC HIGH PRESSURE FILTERS	413

FILTREC ACCESSORIES

416

PRODUCT	PAGE
CLOGGING INDICATORS	417
ELECTRIC LEVEL INDICATORS	428

PRODUCT	PAGE
ELECTRIC FLOATING LEVEL GAUGES	430
SIGHT GLASSES, PLUGS AND BREATHERS	437

SECTION 13 FLUID TRANSFER

FLUID TRANSFER

444

PRODUCT	PAGE
HF10 FILTRATION UNIT	445
SUPER DELUXE PORTABLE FILTRATION UNIT	445
VISCOMAT OIL TRANSFER PUMPS	446
DC PUMPS VISCOMAT DC	446
HAND OPERATED PUMPS FOR OIL DRUMS	447

PRODUCT	PAGE
CLEAN OIL TRANSFER SYSTEMS 12V	448
CLEAN OIL TRANSFER SYSTEMS 240V	448
DRUM AND TANK TRANSFER UNITS	448
MECHANICAL FLOW METERS	449
SELF 3000 NOZZLES	449

SECTION 14 HYDRAULIC QUICK RELEASE COUPLINGS

HYDRAULIC QUICK RELEASE COUPLINGS

450

PRODUCT	PAGE
FLOWFIT HYDRAULIC ISO A QUICK RELEASE COUPLINGS MALE & FEMALE ENDS	451
FLOWFIT HYDRAULIC FLAT FACE QUICK RELEASE COUPLINGS MALE & FEMALE ENDS	453

PRODUCT	PAGE
FLOWFIT HYDRAULIC TRAILER BRAKE QUICK RELEASE COUPLINGS	455

SECTION 15 HYDRAULIC ADAPTORS

HYDRAULIC ADAPTORS

457

PRODUCT	PAGE
MALE X MALE ADAPTORS	458
MALE X SWIVEL FEMALE ADAPTORS	472
SWIVEL FEMALE X SWIVEL FEMALE ADAPTORS	476
MALE X FIXED FEMALE & FIXED FEMALE/FEMALE ADAPTORS	477
TEES & CROSS ADAPTORS	480

PRODUCT	PAGE
ELBOW ADAPTORS	486
PLUGS, CAPS & CRIMP NUTS	493
SWEPTS, PUSH-INS, HOSE-TAILS & FERRULES	496
BONDED SEALS	498

SECTION 16 HYDRAULIC HOSE, FITTINGS AND MACHINERY

HYDRAULIC HOSE, FITTINGS & MACHINERY

499

PRODUCT	PAGE	PRODUCT	PAGE
GATE CM2T HYDRAULIC HOSES AND FITTINGS	500	CUTTING MACHINES: OVERVIEW	525
VINCKE HYDRAULIC HOSES	518	HIGH PRESSURE 6000 PST HYDRAULIC HOSE AND FITTINGS	526
CRIMPING MACHINES	522		

SECTION 17 HYDRAULIC COMPONENTS

MINTOR ACCESSORIES FOR HYDRAULIC COMPONENTS

537

PRODUCT	PAGE	PRODUCT	PAGE
BREATHER PLUGS	538	VISUAL LEVEL INDICATORS	550
MAGNETIC PLUGS	544	FILLING PLUGS	562
DRAIN FILLING PLUGS	547	PLUGS ON INCLINED FLANGE	568

SECTION 18 PRESSURE GAUGES

PRESSURE GAUGES

570

PRODUCT	PAGE	PRODUCT	PAGE
40MM BASE ENTRY PRESSURE GAUGE	571	63MM REAR ENTRY PRESSURE GAUGE	573
40MM REAR ENTRY PRESSURE GAUGE	571	100MM BASE ENTRY PRESSURE GAUGE	574
50MM REAR ENTRY PRESSURE GAUGE	571	100MM REAR ENTRY PRESSURE GAUGE	575
50MM BASE ENTRY PRESSURE GAUGE	572	GAUGE ISOLATOR VALVES	575
63MM BASE ENTRY PRESSURE GAUGE	572		

SECTION 19 INDEX

INDEX

577



HYDRAULIC CONTROL VALVES

PRODUCT	PAGE
MONOBLOCK DIRECTIONAL CONTROL VALVES TYPE HDM	14
SLICE DIRECTIONAL CONTROL VALVES TYPE HDS	18
ROTARY HYDRAULIC OPERATED LEVER VALVES	22
MONOBLOCK CONTROL VALVE C/W FLOW CONTROL	25
HYDRAULIC HOSE-REEL VALVE LEVER OPERATED C/W FLOW CONTROL	26
HYDRAULIC HOSE-REEL VALVE WITHOUT FLOW CONTROL	27
SOLENOID DIVERter VALVES	28
LEVER OPERATED DIVERter VALVES 'DF' SERIES	29
MONOBLOCK DIRECTIONAL CONTROL VALVES	30



QUALITY PRODUCTS



FREE ADVICE



MONOBLOCK DIRECTIONAL CONTROL VALVES TYPE HDM

BUCHER
hydraulics



The valves of the HDM range are compact monobloc valves, available in 4 sizes. With the combination of different directional valves, stops, operators and shock-and/or anti-cavitation valves* this monobloc is adaptable to any requirements.

The HDM valves are available with open centre, high pressure carryover or closed centre operation.

If you can't see what you need – please ask!

- Lever control
- Electro hydraulic on/off
- Parallel and series circuits
- Unload in neutral, high pressure carryover
- Ancillary Valves: shock-and anticavitation valves, shock valves, check valves

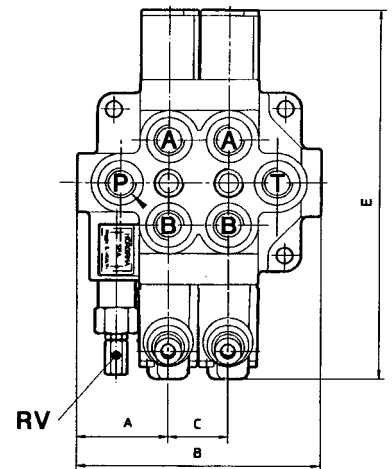
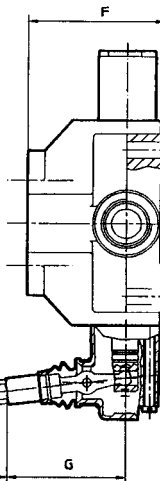
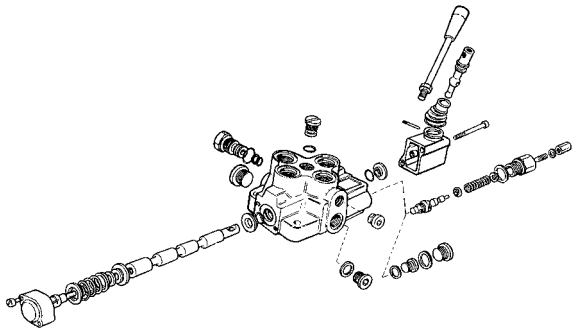
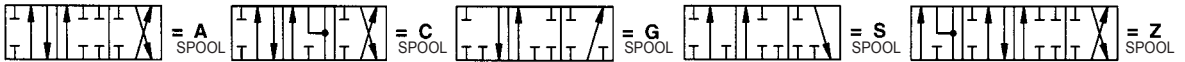
TECHNICAL DATA		HDM140	HDM 11 P	HDM 11 S	HDM 18	HDM 25	SD18
Number of spools		1	2-6	1-6	1-4	1-2	1-6
Flow rate	l/min	40	45	45	70	100	160
Inlet pressure max.	bar	320	400	400	400	400	250
Return pressure max.	bar	30	30	30	30	30	25
Fluid		Mineral oil to DIN 51524					
Operating temperature	°C	-20 to +80					
Viscosity range	mm ² /s	16 to 75					
Filtration	Micron	30					

Directional valve

CONTROLS AVAILABLE

Lever / cable control / electro hydraulic (on/off) / electro hydraulic proportional

SPOOLS AVAILABLE – PLUS MANY MORE



LEVER LENGTHS – MM						
HDM 140	150	200	250	300	-	
HDM 11	150	200	250	300	-	
HDM 18	-	185	250	300	350	
HDM 25	-	185	250	300	350	
SD18	150	200	250	300	-	

TECHNICAL DATA	A	B	C	E	F	G	P	T	A+B
HDM 140*	35	85	0	187	53	87		3/8" BSP	
HDM 140*	35	85	0	187	53	87		3/8" BSP	
HDM 11 P	51.3	28.6 x S + 128.6	28.6	180	57	66		3/8" BSP	
HDM 11 S	53.0	36 x S + 111	36	180	67	66		1/2" BSP	
HDM 18	60	40 x S + 115	40	216	72	73		1/2" BSP	
HDM 25	62	40 x S + 124	40	252	90	80		3/4" BSP	
SD 18	85	53 X S + 160	53	320	92	1		3/4" BSP	

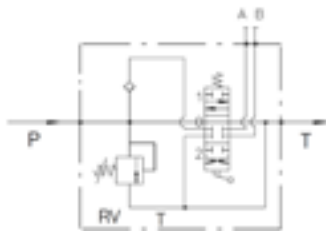
S = NUMBER OF SPOOL -1

* SINGLE MONOBLOCK VALVE ONLY

3/8" PORTS MAX FLOW 40L/MIN MONOBLOCK HDM140 SERIES C/W MAIN RELIEF VALVE

www.flowfitonline.com
TECH. DATA SHEET
DCV1

BUCHER
hydraulics

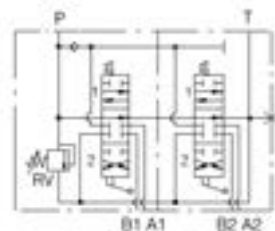


PART NO	DESCRIPTION	OPERATING PRESSURE BAR	NETT PRICE	
			£ STERLING	€ EUROS
200.0514.12.024	BUCHER HYDRAULIC 1 BANK, 3/8" BSP 40 L/MIN DOUBLE ACTING CYLINDER SPOOL 3 POSITIONS, SPRING RETURN HDM140 K02150A01	320	£45.85	€ 51.80
200.0514.12.047	BUCHER HYDRAULIC 1 BANK, 3/8" BSP 40 L/MIN SINGLE ACTING CYLINDER SPOOL 3 POSITION SPRING RETURN HDM140 K02150G01	320	£63.08	€ 71.28
200.0514.12.044	BUCHER HYDRAULIC 1 BANK, 3/8" BSP 40 L/MIN MOTOR SPOOL 3 POSITION DETENT HDM140 K02150C03	320	£63.08	€ 71.28

3/8" PORTS MAX FLOW 45L/MIN MONOBLOCK HDM11/P SERIES C/W MAIN RELIEF VALVE

www.flowfitonline.com
TECH. DATA SHEET
DCV2

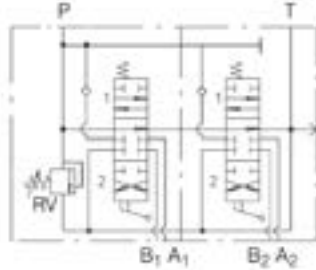
BUCHER
hydraulics



PART NO	DESCRIPTION	OPERATING PRESSURE BAR	NETT PRICE	
			£ STERLING	€ EUROS
200.0611.22.182	BUCHER HYDRAULIC 2 BANK, 3/8" BSP 45 L/MIN DOUBLE ACTING CYLINDER SPOOL 3 POSITIONS, SPRING RETURN HDM11P/2K04 150 A01 A01	400	£107.34	€ 121.29
200.0611.32.164	BUCHER HYDRAULIC 3 BANK, 3/8" BSP 45 L/MIN DOUBLE ACTING CYLINDER SPOOL 3 POSITIONS, SPRING RETURN HDM11P/3K04 150 A01 A01 A01	400	£151.38	€ 171.06
200.0611.42.124	BUCHER HYDRAULIC 4 BANK, 3/8" BSP 45 L/MIN DOUBLE ACTING CYLINDER SPOOL 3 POSITIONS, SPRING RETURN HDM11P/4K04 150 A01 A01 A01 A01	400	£183.01	€ 206.80
200.0611.52.078	BUCHER HYDRAULIC 5 BANK, 3/8" BSP 45 L/MIN DOUBLE ACTING CYLINDER SPOOL 3 POSITIONS, SPRING RETURN HDM11P/5K04 150 A01 A01 A01 A01 A01	400	£218.81	€ 247.25
200.0611.62.026	BUCHER HYDRAULIC 6 BANK, 3/8" BSP 45 L/MIN DOUBLE ACTING CYLINDER SPOOL 3 POSITIONS, SPRING RETURN HDM11P/6K04 150 A01 A01 A01 A01 A01 A01 6	400	£247.70	€ 279.90

1/2" PORTS MAX FLOW 45L/MIN MONOBLOCK HDM11/S SERIES C/W MAIN RELIEF VALVE

www.flowfitonline.com
TECH. DATA SHEET
DCV3

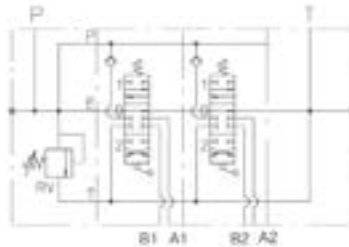


BUCHER
hydraulics

PART NO	DESCRIPTION	OPERATING PRESSURE BAR	NETT PRICE	
			£ STERLING	€ EUROS
200.0611.13.042	BUCHER HYDRAULIC 1 BANK, 1/2"BSP 45 L/MIN DOUBLE ACTING CYLINDER SPOOL 3 POSITIONS, SPRING RETURN HDM11S/1K03 150 A01	400	£86.70	€ 97.97
200.0611.23.043	BUCHER HYDRAULIC 2 BANK, 1/2"BSP 45 L/MIN DOUBLE ACTING CYLINDER SPOOL 3 POSITIONS, SPRING RETURN HDM11S/2K03 150 A01 A01	400	£133.49	€ 150.84
200.0611.33.044	BUCHER HYDRAULIC 3 BANK, 1/2"BSP 45 L/MIN DOUBLE ACTING CYLINDER SPOOL 3 POSITIONS, SPRING RETURN HDM11S/3K03 150 A01 A01 A01	400	£173.39	€ 195.94
200.0611.43.040	BUCHER HYDRAULIC 4 BANK, 1/2"BSP 45 L/MIN DOUBLE ACTING CYLINDER SPOOL 3 POSITIONS, SPRING RETURN HDM11S/4K03 150 A01 A01 A01 A01	400	£213.30	€ 241.03
200.0611.53.037	BUCHER HYDRAULIC 5 BANK, 1/2"BSP 45 L/MIN DOUBLE ACTING CYLINDER SPOOL 3 POSITIONS, SPRING RETURN HDM11S/5K03 150 A01 A01 A01 A01 A01 5 BANK	400	£258.70	€ 292.34
200.0611.63.015	BUCHER HYDRAULIC 6 BANK, 1/2"BSP 45 L/MIN DOUBLE ACTING CYLINDER SPOOL 3 POSITIONS, SPRING RETURN HDM11S/6K03 150 A01 A01 A01 A01 A01 A01	400	£273.85	€ 309.45

1/2" PORTS MAX FLOW 70L/MIN MONOBLOCK HDM 18 SERIES C/W MAIN RELIEF VALVE

www.flowfitonline.com
TECH. DATA SHEET
DCV4



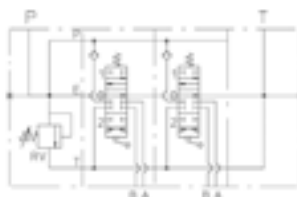
BUCHER
hydraulics

PART NO	DESCRIPTION	OPERATING PRESSURE BAR	NETT PRICE	
			£ STERLING	€ EUROS
200.0718.13.002	BUCHER HYDRAULIC 1 BANK, 1/2"BSP 70 L/MIN DOUBLE ACTING CYLINDER SPOOL 3 POSITIONS, SPRING RETURN HDM18/1K02 150/A08	400	£117.95	€ 133.28
200.0718.23.001	BUCHER HYDRAULIC 2 BANK, 1/2"BSP 70 L/MIN DOUBLE ACTING CYLINDER SPOOL 3 POSITIONS, SPRING RETURN HDM18/2K02 150/A08 A08	400	£192.64	€ 217.69
200.0718.33.008	BUCHER HYDRAULIC 3 BANK, 1/2"BSP 70 L/MIN DOUBLE ACTING CYLINDER SPOOL 3 POSITIONS, SPRING RETURN HDM18/3K02 150/A08 A08 A08	400	£268.34	€ 303.22
200.0718.43.007	BUCHER HYDRAULIC 4 BANK, 1/2"BSP 70 L/MIN DOUBLE ACTING CYLINDER SPOOL 3 POSITIONS, SPRING RETURN HDM18/4K02 150/A08 A08 A08 A08	400	£327.51	€ 370.08

3/4" PORTS MAX FLOW 100L/MIN MONOBLOCK HDM 25 SERIES C/W MAIN RELIEF VALVE

www.flowfitonline.com
TECH. DATA SHEET
DCV5

BUCHER
hydraulics

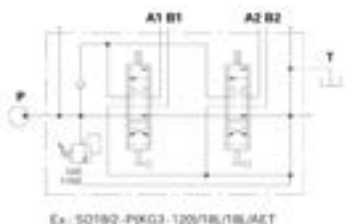


PART NO	DESCRIPTION	OPERATING PRESSURE BAR	NETT PRICE	
			£ STERLING	€ EUROS
200.0725.14.001	BUCHER HYDRAULIC 1 BANK, 3/4"BSP 100 L/MIN DOUBLE ACTING CYLINDER SPOOL 3 POSITIONS, SPRING RETURN HDM25/1K031 150/A01 L100	320	£174.76	€ 235.93
200.0725.24.001	BUCHER HYDRAULIC 2 BANK, 3/4"BSP 100 L/MIN DOUBLE ACTING CYLINDER SPOOL 3 POSITIONS, SPRING RETURN HDM25/2K031 150/A01/A01 L100	320	£313.76	€ 423.58

3/4" PORTS MAX FLOW 160L/MIN MONOBLOCK SD18 SERIES C/W MAIN RELIEF VALVE

www.flowfitonline.com
TECH. DATA SHEET
DCV6

walvoil
HYDRAULIC CONTROL SYSTEMS



PART NO	DESCRIPTION	OPERATING PRESSURE BAR	NETT PRICE	
			£ STERLING	€ EUROS
106111001	SD18/1-P(KG3)/18L/AET 1 BANK DOUBLE ACTING SPRING RETURN LEVER OPERATED	250	£391.53	€ 442.43
106211001	SD18/2-P(KG3)/18LX2/AET 2 BANK DOUBLE ACTING SPRING RETURN LEVER OPERATED	250	£577.75	€ 652.86
106311001	SD18/3-P(KG3)/18LX3/AET 3 BANK DOUBLE ACTING SPRING RETURN LEVER OPERATED	250	£781.34	€ 882.91
106411001	SD18/4-P(KG3)/18LX4/AET 4 BANK DOUBLE ACTING SPRING RETURN LEVER OPERATED	250	£958.91	€ 1,083.57
106511001	SD18/5-P(KG3)/18LX5/AET 5 BANK DOUBLE ACTING SPRING RETURN LEVER OPERATED	250	£1,150.34	€ 1,299.89
106611001	SD18/6-P(KG3)/18LX6/AET 6 BANK DOUBLE ACTING SPRING RETURN LEVER OPERATED	250	£1,385.95	€ 1,566.12



SLICE DIRECTIONAL CONTROL VALVES TYPE HDS

BUCHER
hydraulics



The HDS valve range represents a flexible unit construction, the elements of which may be combined into one valve unit as required. The valves are available connected in parallel and in series circuits. A typical valve unit comprises an inlet plate, the directional control valve sections and end plate. With all valves in neutral the flow returned to the tank (open centre). In addition high pressure carry over or closed centre circulation are available.

- Lever control
- Electro hydraulic on/off and proportional operation
- Open centre, closed centre and high pressure carryover
- Pilot operated check valves
- Priority flow control valves
- Shock, anticavitation and combined shock and anticavitation valves

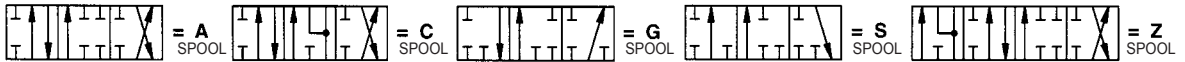
TECHNICAL DATA		HDS 11	HDS 15	HDS 20	HDS 30	SD25
Number of spools		1-10	1-10	1-10	1-10	1-10
Flow rate	l/min	45	60	80	120	240
Inlet pressure max.	bar	320	320	320	320	315
Return pressure max.	bar	30	30	30	30	25
Fluid		Mineral oil to DIN 51524				
Operating temperature	°C	-20 to +80				
Viscosity range	mm ² /s	16 to 75				
Filtration	Micron	≤30				

Directional valve

CONTROLS AVAILABLE Lever / joystick for 2 valves / cable control / hydraulic or pn

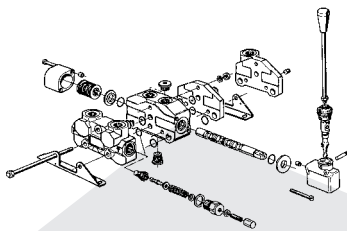
ELECTRO HYDRAULIC (ON/OFF) / ELECTRO PNEUMATIC PROPORTIONAL

SPOOLS AVAILABLE – PLUS MANY MORE



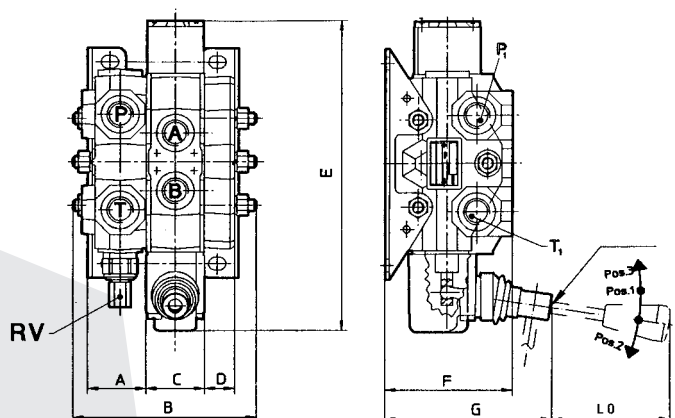
	A	B	C	D	E	F	G	P+T	A+B
HDS 11	40	31.8 x W + 101.6	31.8	40	171	75	122	3/8" BSP	
HDS 15	44	40 x W + 86	40	21	179	88	115	1/2" BSP	
HDS 20	40	40 x W + 100	40	40	252	106	121	3/4"	1/2" BSP
HDS 30	50	44 x W + 124	44	50	262	113	126	1"	3/4"
SD 25	N/A	62 x W + 173	N/A	62	356	N/A	137	P 1" T 1 1/4"	1"

W = Width of directional sections (max. 10 sections per control block)



LEVER LENGTHS – MM

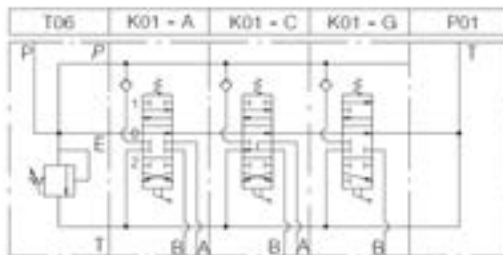
HDM 140	150	200	250	300	-
HDS 11	150	200	250	300	-
HDS 15	-	185	250	300	350
HDS 20	-	185	250	300	350
HDS 30	-	185	250	300	350
SD25	150	200	250	300	-



HDS11 SLICE VALVE 3/8" PORTS MAX FLOW 45L/MIN C/W MAIN RELIEF AND MOUNTING FEET.

www.flowfitonline.com
TECH. DATA SHEET
DCV7

BUCHER
hydraulics

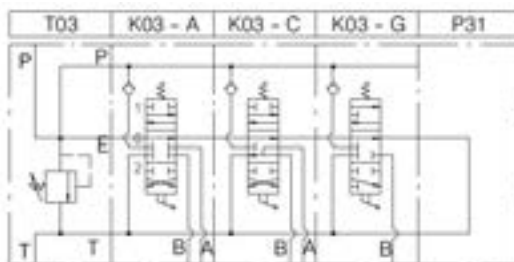


PART NO	DESCRIPTION	MAX FLOW L/MIN	OPERATING PRESSURE BAR	NETT PRICE	
				£ STERLING	€ EUROS
HDS11/1/STD	1 BANK DOUBLE ACTING SPRING RETURN LEVER OPERATED	45	320	£129.08	€ 145.86
HDS11/2/STD	2 BANK DOUBLE ACTING SPRING RETURN LEVER OPERATED	45	320	£195.76	€ 221.21
HDS11/3/STD	3 BANK DOUBLE ACTING SPRING RETURN LEVER OPERATED	45	320	£261.60	€ 295.61
HDS11/4/STD	4 BANK DOUBLE ACTING SPRING RETURN LEVER OPERATED	45	320	£327.43	€ 370.00
HDS11/5/STD	5 BANK DOUBLE ACTING SPRING RETURN LEVER OPERATED	45	320	£394.13	€ 445.37
HDS11/6 /STD	6 BANK DOUBLE ACTING SPRING RETURN LEVER OPERATED	45	320	£460.82	€ 520.73
HDS11/7/STD	7 BANK DOUBLE ACTING SPRING RETURN LEVER OPERATED	45	320	£526.65	€ 595.11
HDS11/8/STD	8 BANK DOUBLE ACTING SPRING RETURN LEVER OPERATED	45	320	£593.35	€ 670.48
HDS11/9/STD	9 BANK DOUBLE ACTING SPRING RETURN LEVER OPERATED	45	320	£660.06	€ 745.87
HDS11/10/STD	10 BANK DOUBLE ACTING SPRING RETURN LEVER OPERATED	45	320	£725.89	€ 820.25

HDS15 SLICE VALVE 1/2" PORTS MAX FLOW 60L/MIN C/W MAIN RELIEF AND MOUNTING FEET.

www.flowfitonline.com
TECH. DATA SHEET
DCV8

BUCHER
hydraulics

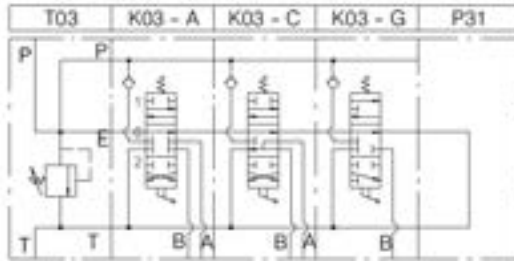


PART NO	DESCRIPTION	MAX FLOW L/MIN	OPERATING PRESSURE BAR	NETT PRICE	
				£ STERLING	€ EUROS
HDS15/1/STD	1 BANK DOUBLE ACTING SPRING RETURN LEVER OPERATED	60	320	£162.85	€ 184.02
HDS15/2/STD	2 BANK DOUBLE ACTING SPRING RETURN LEVER OPERATED	60	320	£246.00	€ 277.99
HDS15/3/STD	3 BANK DOUBLE ACTING SPRING RETURN LEVER OPERATED	60	320	£329.15	€ 371.94
HDS15/4/STD	4 BANK DOUBLE ACTING SPRING RETURN LEVER OPERATED	60	320	£494.62	€ 558.92
HDS15/5/STD	5 BANK DOUBLE ACTING SPRING RETURN LEVER OPERATED	60	320	£494.62	€ 558.92
HDS15/6/STD	6 BANK DOUBLE ACTING SPRING RETURN LEVER OPERATED	60	320	£577.76	€ 652.87
HDS15/7/STD	7 BANK DOUBLE ACTING SPRING RETURN LEVER OPERATED	60	320	£660.93	€ 746.85
HDS15/8/STD	8 BANK DOUBLE ACTING SPRING RETURN LEVER OPERATED	60	320	£744.08	€ 840.81
HDS15/9/STD	9 BANK DOUBLE ACTING SPRING RETURN LEVER OPERATED	60	320	£827.25	€ 934.79
HDS15/10/STD	10 BANK DOUBLE ACTING SPRING RETURN LEVER OPERATED	60	320	£909.53	€ 1,027.77

HDS20 SLICE VALVE 1/2" PORTS (A+B), 3/4" PORTS (P+T) MAX FLOW 80 L/MIN C/W MAIN RELIEF AND MOUNTING FEET.

www.flowfitonline.com
TECH. DATA SHEET
DCV9

BUCHER
hydraulics

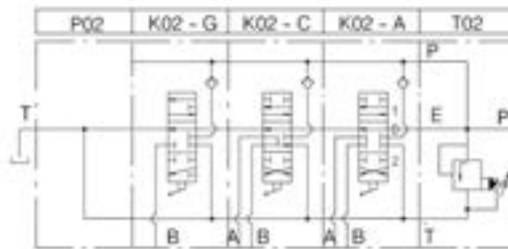


PART NO	DESCRIPTION	MAX FLOW L/MIN	OPERATING PRESSURE BAR	NETT PRICE	
				£ STERLING	€ EUROS
HDS20/1/STD	1 BANK DOUBLE ACTING SPRING RETURN LEVER OPERATED	80	320	£213.03	€ 240.72
HDS20/2/STD	2 BANK DOUBLE ACTING SPRING RETURN LEVER OPERATED	80	320	£314.44	€ 355.32
HDS20/3/STD	3 BANK DOUBLE ACTING SPRING RETURN LEVER OPERATED	80	320	£415.80	€ 469.85
HDS20/4/STD	4 BANK DOUBLE ACTING SPRING RETURN LEVER OPERATED	80	320	£517.13	€ 584.36
HDS20/5/STD	5 BANK DOUBLE ACTING SPRING RETURN LEVER OPERATED	80	320	£618.49	€ 698.89
HDS20/6/STD	6 BANK DOUBLE ACTING SPRING RETURN LEVER OPERATED	80	320	£719.81	€ 813.39
HDS20/7/STD	7 BANK DOUBLE ACTING SPRING RETURN LEVER OPERATED	80	320	£820.30	€ 926.94
HDS20/8/STD	8 BANK DOUBLE ACTING SPRING RETURN LEVER OPERATED	80	320	£928.58	€ 1,049.30
HDS20/9/STD	9 BANK DOUBLE ACTING SPRING RETURN LEVER OPERATED	80	320	£1,027.95	€ 1,161.58
HDS20/10/STD	10 BANK DOUBLE ACTING SPRING RETURN LEVER OPERATED	80	320	£1,121.87	€ 1,267.72

HDS30 SLICE VALVE 3/4" PORTS MAX FLOW 120L/MIN C/W MAIN RELIEF AND MOUNTING FEET.

www.flowfitonline.com
TECH. DATA SHEET
DCV10

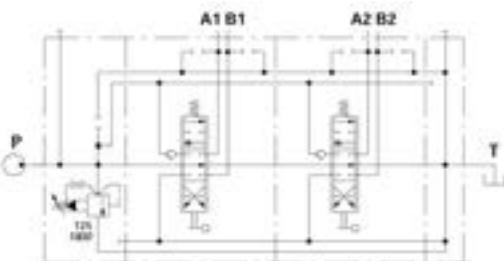
BUCHER
hydraulics



PART NO	DESCRIPTION	MAX FLOW L/MIN	OPERATING PRESSURE BAR	NETT PRICE	
				£ STERLING	€ EUROS
HDS30/1/STD	1 BANK DOUBLE ACTING SPRING RETURN LEVER OPERATED	120	320	£282.38	€ 319.09
HDS30/2/STD	2 BANK DOUBLE ACTING SPRING RETURN LEVER OPERATED	120	320	£398.42	€ 450.22
HDS30/3/STD	3 BANK DOUBLE ACTING SPRING RETURN LEVER OPERATED	120	320	£517.13	€ 584.36
HDS30/4/STD	4 BANK DOUBLE ACTING SPRING RETURN LEVER OPERATED	120	320	£629.74	€ 711.60
HDS30/5/STD	5 BANK DOUBLE ACTING SPRING RETURN LEVER OPERATED	120	320	£748.41	€ 845.71
HDS30/6/STD	6 BANK DOUBLE ACTING SPRING RETURN LEVER OPERATED	120	320	£868.82	€ 981.76
HDS30/7/STD	7 BANK DOUBLE ACTING SPRING RETURN LEVER OPERATED	120	320	£977.96	€ 1,105.09
HDS30/8/STD	8 BANK DOUBLE ACTING SPRING RETURN LEVER OPERATED	120	320	£1,096.62	€ 1,239.18
HDS30/9/STD	9 BANK DOUBLE ACTING SPRING RETURN LEVER OPERATED	120	320	£1,209.23	€ 1,366.43
HDS30/10/STD	10 BANK DOUBLE ACTING SPRING RETURN LEVER OPERATED	120	320	£1,325.31	€ 1,497.60

SD25 SLICE VALVE 1" PORTS MAX FLOW 240L/MIN C/W MAIN RELIEF VALVE AND MOUNTING FEET.

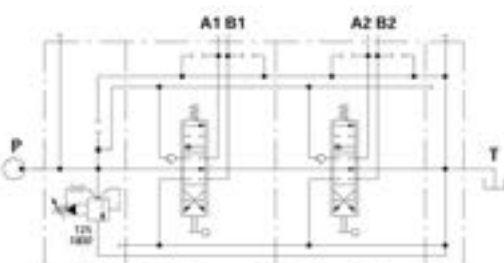
www.flowfitonline.com
TECH. DATA SHEET
DCV11



PART NO	DESCRIPTION	MAX FLOW L/MIN	OPERATING PRESSURE BAR	NETT PRICE	
				£ STERLING	€ EUROS
SD25/1/STD	1 BANK DOUBLE ACTING SPRING RETURN LEVER OPERATED	240	315	£803.85	€ 908.35
SD25/2/STD	2 BANK DOUBLE ACTING SPRING RETURN LEVER OPERATED	240	315	£1,138.55	€ 1,286.56
SD25/3/STD	3 BANK DOUBLE ACTING SPRING RETURN LEVER OPERATED	240	315	£1,747.36	€ 1,974.51
SD25/4/STD	4 BANK DOUBLE ACTING SPRING RETURN LEVER OPERATED	240	315	£1,808.66	€ 2,043.78
SD25/5/STD	5 BANK DOUBLE ACTING SPRING RETURN LEVER OPERATED	240	315	£2,143.89	€ 2,422.60
SD25/6/STD	6 BANK DOUBLE ACTING SPRING RETURN LEVER OPERATED	240	315	£2,480.83	€ 2,803.34
SD25/7/STD	7 BANK DOUBLE ACTING SPRING RETURN LEVER OPERATED	240	315	£2,817.80	€ 3,184.11
SD25/8/STD	8 BANK DOUBLE ACTING SPRING RETURN LEVER OPERATED	240	315	£3,154.77	€ 3,564.89
SD25/9/STD	9 BANK DOUBLE ACTING SPRING RETURN LEVER OPERATED	240	315	£3,490.87	€ 3,944.68
SD25/10/STD	10 BANK DOUBLE ACTING SPRING RETURN LEVER OPERATED	240	315	£3,826.95	€ 4,324.45

FLOW 250 SLICE VALVE 1" SERVICE PORTS MAX FLOW 250L/MIN C/W MAIN RELIEF VALVE AND MOUNTING FEET. INLET 1 1/4" AND OUTLET 1 1/2"

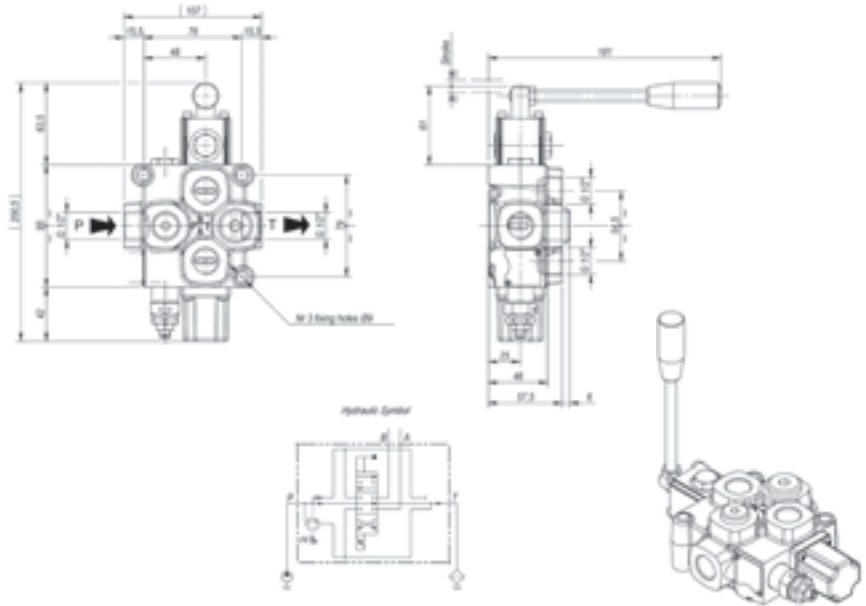
www.flowfitonline.com
TECH. DATA SHEET
DCV12



PART NO	DESCRIPTION	MAX FLOW L/MIN	OPERATING PRESSURE BAR	NETT PRICE	
				£ STERLING	€ EUROS
FLOW250/1/STD	1 BANK DOUBLE ACTING SPRING RETURN LEVER OPERATED	250	350	£473.37	€ 534.91
FLOW250/2/STD	2 BANK DOUBLE ACTING SPRING RETURN LEVER OPERATED	250	350	£667.41	€ 754.17
FLOW250/3/STD	3 BANK DOUBLE ACTING SPRING RETURN LEVER OPERATED	250	350	£869.71	€ 982.77
FLOW250/4/STD	4 BANK DOUBLE ACTING SPRING RETURN LEVER OPERATED	250	350	£1,070.61	€ 1,209.79
FLOW250/5/STD	5 BANK DOUBLE ACTING SPRING RETURN LEVER OPERATED	250	350	£1,272.89	€ 1,438.37
FLOW250/6/STD	6 BANK DOUBLE ACTING SPRING RETURN LEVER OPERATED	250	350	£1,475.18	€ 1,666.95
FLOW250/7/STD	7 BANK DOUBLE ACTING SPRING RETURN LEVER OPERATED	250	350	£1,678.84	€ 1,897.09
FLOW250/8/STD	8 BANK DOUBLE ACTING SPRING RETURN LEVER OPERATED	250	350	£1,881.13	€ 2,125.68
FLOW250/9/STD	9 BANK DOUBLE ACTING SPRING RETURN LEVER OPERATED	250	350	£2,084.79	€ 2,355.81
FLOW250/10/STD	10 BANK DOUBLE ACTING SPRING RETURN LEVER OPERATED	250	350	£2,287.07	€ 2,584.39



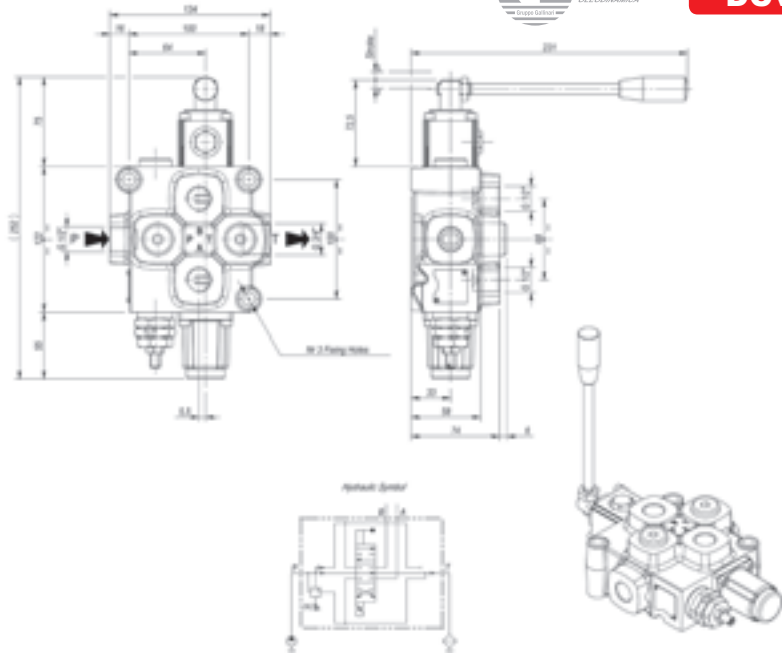
www.flowfitonline.com
TECH. DATA SHEET
DCV14



PART NO	DESCRIPTION	FLOW L/MIN	OPERATION PRESSURE BAR	PORT SIZE BSP		NETT PRICE	
				P, A + B	T	£ STERLING	€ EUROS
ZZ001867	Q45 F1S(N) - 103/RTLS - F3D	60	350	1/2"	1/2"	£125.23	€ 141.51



www.flowfitonline.com
TECH. DATA SHEET
DCV15



PART NO	DESCRIPTION	FLOW L/MIN	OPERATION PRESSURE BAR	PORT SIZE BSP		NETT PRICE	
				P, A + B	T	£ STERLING	€ EUROS
ZZ002055	Q75 F1S(N) - 103/RTLS - F3D	90	350	1/2"	3/4"	£199.53	€ 225.47

MONOBLOCK CONTROL VALVE C/W FLOW CONTROL

Ideal for control of hydraulic motors and hydraulic cylinders.

The valve is double acting c/w 3 position detent kit.

Valves have an integral main relief 30-280BAR/435PSI - 4060PSI.

Max operating pressure 300 BAR

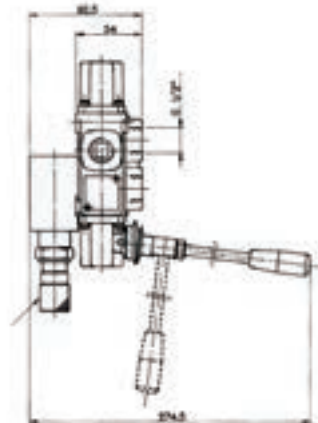
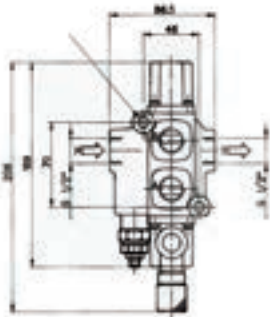
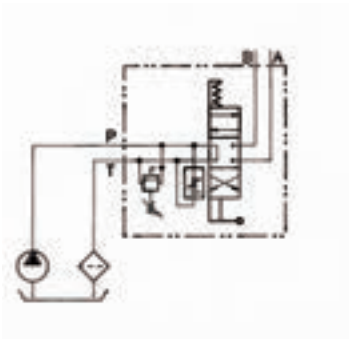
Ports P, A, B and T 1/2" BSP

Max input flow 50L/Min

The pressure compensated flow control will control the speed of a hydraulic motor or hydraulic cylinder.
All residual flow will return down the tank line.



www.flowfitonline.com
TECH. DATA SHEET
DCV17



PART NO	DESCRIPTION	FLOW L/MIN	OPERATION PRESSURE BAR	PORT SIZE BSP		NETT PRICE	
				P, A + B	T	£ STERLING	€ EUROS
ZZ002059	Q35 F7S(N) - 103/A1/R3/RPA Double acting spool valves C/W 3 position detent lever control C/W pressure compensated flow control	50	300	1/2"	1/2"	£158.26	€ 178.83

HYDRAULIC HOSE-REEL VALVE LEVER OPERATED C/W FLOW CONTROL

GENERAL

This compact valve has been specifically designed to operate hose and cable reels.

The valve is fitted with an adjustable priority flow control on the inlet section, this is pressure compensated, the excess flow returns to tank.

The main relief is adjustable from 96 - 210 bar, other spring settings available upon request.

The lever operating spool slice has 4 positions.

The desired speed is selected using the speed control knob then the direction of the flow is selected using the spring centre lever, you can select forward, neutral or reverse. The lever can also be detented into a fourth position - commonly known as 'floating fourth', the fourth position allows the reel to 'free wheel' enabling the hose to be pulled off by hand. In the neutral position the reel is locked hydraulically.

Features

- Very compact
- Light weight
- Variable speed
- Pressure compensated maintaining constant speed irrespective of load or flow
- Adjustable relief valve
- Quality floating fourth kit.



www.flowfitonline.com
TECH. DATA SHEET
DCV18

BUCHER
hydraulics

PART NO	DESCRIPTION	FLOW L/MIN	MAX INTERMITTENT PEAK PRESSURE BAR	PORT SIZE BSP		NETT PRICE	
				P, A + B	T	£ STERLING	€ EUROS
ZZ001864	HDS11/2(15)T09/P04/K90 - 2 /K09Z04L100	45	320	3/8"	3/8"	£269.72	€ 304.78
ZZ001865	HDS15/2(15)T03/P31/K90 - 3 /K03Z136L100	60	320	1/2"	1/2"	£335.77	€ 379.42

HYDRAULIC HOSE-REEL VALVE WITHOUT FLOW CONTROL

These compact valves have been specifically designed to operate hose and cable reels. Each valve comes complete with a main relief valve fully adjustable from 96 - 210 bar, other spring settings available upon request.

The lever operating spool slice has 4 positions.

The direction of flow is selected using the spring centred lever valve, select forward, neutral or reverse. The lever can also be detented into a fourth position - commonly known as a "floating fourth", the fourth position allows the reel to "free wheel" enabling the hose to be pulled off by hand. In the neutral position the reel is locked hydraulically and the pump will unload the flow to tank.



www.flowfitonline.com
TECH. DATA SHEET
DCV19

BUCHER
hydraulics

MONOBLOCK VALVE

PART NO	DESCRIPTION	FLOW L/MIN	MAX INTERMITTENT PEAK PRESSURE BAR	PORT SIZE BSP		NETT PRICE	
				P, A + B	T	£ STERLING	€ EUROS
ZZ001868	HDM140/1(15)K02/Z04L100 C/W HANDLEVER	40	320	3/8"	3/8"	£82.57	€ 93.31
ZZ001869	HDM115/1(15)KC3/Z04L100 C/W HANDLEVER	45	400	1/2"	1/2"	£138.30	€ 156.28
ZZ000208	HDM18/1(15)K02/Z136L100 C/W HANDLEVER	70	400	1/2"	1/2"	£160.31	€ 181.16
ZZ001881	HDM25/1(15)K03/Z128L100 C/W HANDLEVER	100	320	3/4"	3/4"	£195.41	€ 220.81



www.flowfitonline.com
TECH. DATA SHEET
DCV20

BUCHER
hydraulics

SLICE VALVE

PART NO	DESCRIPTION	FLOW L/MIN	MAX INTERMITTENT PEAK PRESSURE BAR	PORT SIZE BSP		NETT PRICE	
				P, A + B	T	£ STERLING	€ EUROS
ZZ001870	HDS11/1(15)T09P04K04204 L100 C/W HAND LEVER	45	320	3/8"	3/8"	£152.06	€ 171.82
ZZ001871	HDS15/1(15)T03P31K03Z136 L100 C/W HANDLEVER	60	320	1/2"	1/2"	£187.84	€ 212.26
ZZ001882	HDS20/1(15)T02P021K02/Z128 L100 C/W HANDLEVER	80	320	3/4", 1/2"+1/2"	3/4"	£229.81	€ 259.68
ZZ001883	HDS30/1(15)T02P021K02Z125 L100 C/W HANDLEVER	100	320	3/4"	3/4"	£312.66	€ 353.30

SOLENOID DIVERTER VALVES

www.flowfitonline.com
TECH. DATA SHEET
DCV21

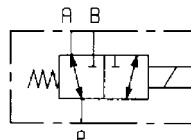


DFE052
3 WAY
3/8" BSP

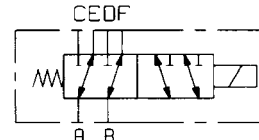
DFE20
3 WAY
3/4" BSP

DFE10
6 WAY • 1/2" BSP

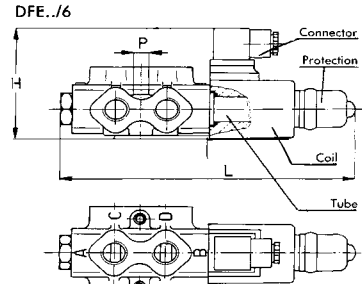
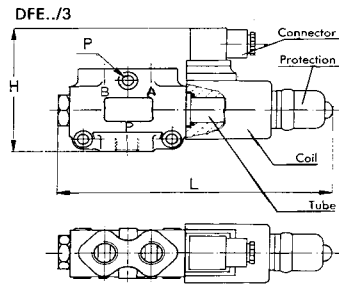
Diverters are an added extra facility to the directional control valve when it is needed for a sequence of operations, such as a safety operation or to control a selected actuator.



3 WAY



6 WAY



Note: for DFE 10-DFE 20 units the 2 way version is obtained by plugging A or B port of a DFE../3

Type	H		L		O		P		Weight		Details for Y drain connection
	mm	in	mm	in	mm	in	mm	in	Kg	lb	
DFE 052/3	84	3.30	182	7.16	23	0.90	6,5	0.25	1,7	3.7	
DFE 052/6	84	3.30	197	7.75	23	0.90			1,9	4.2	
DFE 10/3	105	4.13	215	8.46	24	0.94	8,5	0.33	2,9	6.4	
DFE 10/6	103	4.05	242	9.52	24	0.94			3,7	8.1	
DFE 20/3	114	4.48	241	9.48	17	0.67	10,5	0.41	5,2	11.5	
DFE 20/6	103	4.05	276	10.86	17	0.67			5,3	11.7	

3 WAY SOLENOID DIVERTER VALVES

PART NUMBER	PORT SIZE BSP	TYPE	VOLTAGE	NOMINAL FLOW L/MIN	MAX PRESSURE STANDARD (BAR)	MAX PRESSURE WITH DRAIN (BAR)	WEIGHT (KG)	NETT PRICE	
								£ STERLING	€ EUROS
12A240020	3/8"	DFE052	12V DC	30	160	250	1.6	£177.34	€ 200.39
12A240040	3/8"	DFE052	24V DC	30	160	250	1.6	£177.34	€ 200.39
12A440013	1/2"	DFE10	12V DC	60	160	250	2.9	£233.60	€ 263.97
12A440025	1/2"	DFE10	24V DC	60	160	250	2.9	£233.74	€ 264.13
12A640014	3/4"	DFE20	12V DC	110	160	250	4.2	£316.62	€ 357.78
12A640026	3/4"	DFE20	24V DC	110	160	250	4.2	£316.62	€ 357.78

6 WAY SOLENOID DIVERTER VALVES

PART NUMBER	PORT SIZE BSP	TYPE	VOLTAGE	NOMINAL FLOW L/MIN	MAX PRESSURE STANDARD (BAR)	MAX PRESSURE WITH DRAIN (BAR)	WEIGHT (KG)	NETT PRICE	
								£ STERLING	€ EUROS
12A270033	3/8"	DFE052	12V DC	30	160	250	2	£201.16	€ 227.31
12A270023	3/8"	DFE052	24V DC	30	160	250	2	£201.16	€ 227.31
12A470013	1/2"	DFE10	12V DC	60	160	250	3.7	£246.58	€ 278.63
12A470025	1/2"	DFE10	24V DC	60	160	250	3.7	£246.58	€ 278.63
12A670014	3/4"	DFE20	12V DC	110	160	250	6.3	£347.13	€ 392.26
12A670026	3/4"	DFE20	24V DC	110	160	250	6.3	£347.13	€ 392.26

OPTIONAL EXTRAS * Connect to tank to give max. pressure of 250 bar.

PART NUMBER	DESCRIPTION	NETT PRICE	
		£ STERLING	€ EUROS
2X1001010	TYPE CO2 (ISO4400) 12/24V DC HERSCHMANN CONNECTOR	£3.35	€ 3.79
5GIU001	DRAIN CONNECTOR TO SUIT DFE052	£10.14	€ 11.46
5GIU004	DRAIN CONNECTOR TO SUIT DFE10	£11.82	€ 13.36
5GIU007	DRAIN CONNECTOR TO SUIT DFE20	£14.35	€ 16.22

LEVER OPERATED DIVERTER VALVES 'DF' SERIES



www.flowfitonline.com
TECH. DATA SHEET
DCV21

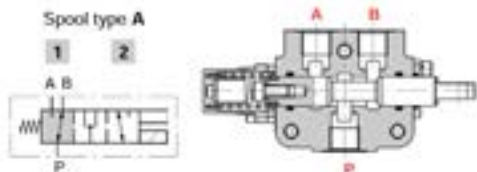
DF5/3A/17L



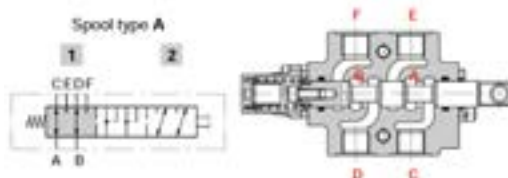
	DF5	DF10	DF20	DF25
N. of available ways	2-3-6	2-3-6	2-3-6	3
Nominal flow rating	60 l/min	90 l/min	140 l/min	280 l/min
Operating pressure (maximum)	315 bar 4600 psi	315 bar 4600 psi	315 bar 4600 psi	315 bar 4600 psi
Internal leakage A(B) → T	Ap= 100 bar 1450 psi with full and valve at 40°C	5 cm ³ /min 0.31 in ³ /min	5 cm ³ /min 0.31 in ³ /min	8 cm ³ /min 0.49 in ³ /min
Hydraulic fluid	Mineral base oil			
Fluid temperature	with NBR seals	from -20°C to 80°C		
	with FPM seals	from -20°C to 100°C		
Viscosity	operating range	from 15 to 75 mm ² /s - from 15 to 75 cSt		
	minimum	12 mm ² /s - 12 cSt		
	maximum	400 mm ² /s - 400 cSt		
Max. level of contamination		-19/16 - ISO 4406		
Ambient temperature for working conditions	with mechanical control	from -40°C to 60°C		
	with hydraulic and pneumatic control	from -30°C to 60°C		
	with electric control	from -20°C to 50°C		

3 WAY

It's possible to obtain 2 Way diverter valve plugging port A or B

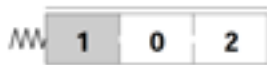


6 WAY



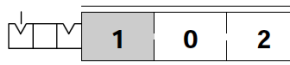
WITH SPRING RETURN

17 KIT



WITH DETENT

12 KIT Detent in positions 1 and 2.



PART NUMBER	DESCRIPTION - LEVER OPERATED	PORT SIZE BSP	FLOW RATE L/ MIN	MAX. PRESS. BAR	NETT PRICE	
					£ STERLING	€ EUROS
122052040	DF5/3A/12/L 3 PORT 2 POSITION DETENT	3/8"	60	315	£136.35	€ 154.07
122054040	DF5/3A/17/L 3 PORT 2 POSITION SPRING CONTROL BIAS TO 'B' PORT	3/8"	60	315	£104.98	€ 118.63
124052040	DF10/3A/12/L 3 PORT 2 POSITION DETENT	1/2"	90	315	£155.03	€ 175.18
124054040	DF10/3A/17/L 3 PORT 2 POSITION SPRING CONTROL BIAS TO 'B' PORT	1/2"	90	315	£114.28	€ 129.13
126052040	DF20/3A/12/L 3 PORT 2 POSITION DETENT	3/4"	140	315	£218.36	€ 246.75
126054040	DF20/3A/17/L 3 PORT 2 POSITION SPRING CONTROL BIAS TO 'B' PORT	3/4"	140	315	£201.32	€ 227.49
127052040	DF25/3A/12/L 3 PORT 2 POSITION DETENT	1"	280	315	£340.92	€ 385.24
127054040	DF25/3A/17/L 3 PORT 2 POSITION SPRING CONTROL BIAS TO 'B' PORT	1"	280	315	£319.82	€ 361.40
122082040	DF5/6A/12/L 6 PORT 2 POSITION DETENT	3/8"	60	315	£162.30	€ 183.40
122084040	DF5/6A/17/L 6 PORT 2 POSITION SPRING CONTROL BIAS TO 'B' PORT	3/8"	60	315	£128.24	€ 144.91
124082040	DF10/6A/12/L 6 PORT 2 POSITION DETENT	1/2"	90	315	£177.76	€ 200.87
124084040	DF10/6A/17/L 6 PORT 2 POSITION SPRING CONTROL BIAS TO 'B' PORT	1/2"	90	315	£163.96	€ 185.28
126082040	DF20/6A/12/L 6 PORT 2 POSITION DETENT	3/4"	140	315	£242.71	€ 274.26
126084040	DF20/6A/17/L 6 PORT 2 POSITION SPRING CONTROL BIAS TO 'B' PORT	3/4"	140	315	£225.65	€ 254.99



MONOBLOCK DIRECTIONAL CONTROL VALVES



- High technical performances granting larger application range.
- Special high resistance cast-iron body, suitable for high working pressures.
- Nickel-plated offering granting long working life under high pressure conditions (see attached scheme).
- Standard circuit in parallel grants simultaneous operations, and due to negative overlaps and dedicate metering, there is proportional movement at the working ports.
- Minimal internal leakages.
- Interchangeability of the spools also with the ones of the sectional valves with "parallel" or "single" scheme
- Possibility to reverse the control side, turning the spool of 180° permits uni cation, versatility and low value of some parts in stock.
- Free movement version "Y shape" allows high oil flow with low pressure drops, in relation with the small dimensions of the control valves.
- Above features not valid for Q35 having positive overlap. The Q35 spools are interchangeable.

NOTES FOR DIRECTIONAL CONTROL VALVES ASSEMBLY

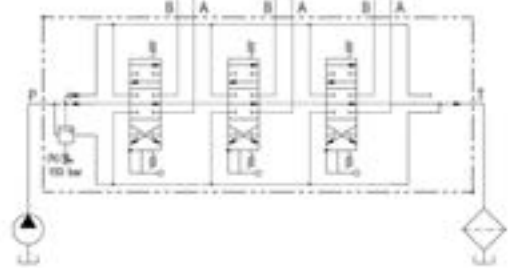
- The three feet of the valve must always and perfectly rest on a 180° degree at surface.
- No conical nipples with J C thread must be used.
- Before painting the control valve, do not use diluents or any products that could damage rubber parts.

	Q35	Q15	GMV15	Q25	Q45	Q65	Q75	Q95
Working sections maximum	1	1	4	8	1	6	6	
Oil temperature range	-30 + 80 °C							
Recommended oil temperature	30° + 60 °C							
Recommended filtration	25/23µm ISO DIS 4406							
Hydraulic fluid	Mineral oil							
Viscosity	10 - 400 mm ² /s							

		Q35		Q15		GMV15		Q25		Q45		Q65		Q75		Q95	
		(4.1)	(2.6)														
Weight (lbs)	1 Working section	1.85	1.20	—	—	3.00	3.40	5.70	5.70								
	2 Working sections	—	—	2.50	—	4.50	—	7.60	7.60								
	3 Working sections	—	—	3.15	—	5.60	—	10.40	10.40								
	4 Working sections	—	—	3.80	—	7.30	—	12.40	12.40								
	5 Working sections	—	—	—	—	8.90	—	14.50	14.8								
	6 Working sections	—	—	—	—	10.1	—	16.60	18.3								
	7 Working sections	—	—	—	—	11.0	—	—	—								
	8 Working sections	—	—	—	—	13.6	—	—	—								

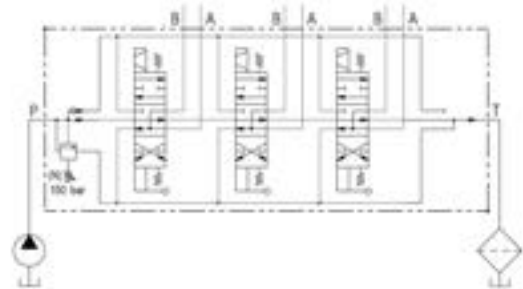
Max working pressure (PSI)	from 1 up to 2 sections	300 (4350)	290 (3625)	280 (4060)	350 (5075)	350 (5075)	350 (5075)	350 (5075)
	3 sections	—	—	280 (4060)	320 (4540)	—	300 (4350)	300 (4350)
	from 4 up to 8 sections	—	—	280 (4060)	300 (4350)	—	270 (3915)	270 (3915)
Max back pressure (PSI)	25 (363)							
On request, 1 or 2 section monoblock valve only, max back pressure allowable is 2610 PSI (indicate the letter "S" at the end of code)		•	—	—	•	•	—	—

1/4" MONOBLOCK CONTROL VALVES GALTECH UP TO 20 L/MIN



Q15/GMV15 SERIES

PART NO	DESCRIPTION	MAX PRESSURE BAR	NETT PRICE	
			£ STERLING	€ EUROS
015010103001000	Galtech Q15 hydraulic 1 bank, 1/4"BSP 20 l/min double acting cylinder spool 3 positions, spring return	250	£56.67	€ 64.03
ZZ006199	Galtech Q15 hydraulic 1 bank, 1/4"BSP 20 l/min single acting cylinder spool 3 position spring return	250	£56.67	€ 64.03
ZZ006197	Galtech Q15 hydraulic 1 bank 1/4" BSP 20 l/min double acting motor spool, 3 position detent spring return	250	£56.67	€ 64.03
ZZ006110	Galtech GMV15 hydraulic 2 bank, 1/4" BSP 20 l/min double acting cylinder spool 3 positions, spring return	280	£86.32	€ 97.54
ZZ006111	Galtech GMV15 hydraulic 3 bank, 1/4" BSP 20 l/min double acting cylinder spool 3 positions, spring return	280	£113.64	€ 128.42
015040103001000	Galtech GMV15hydraulic 4 bank, 1/4" BSP 20 l/min double acting cylinder spool 3 positions, spring return	280	£142.76	€ 161.32



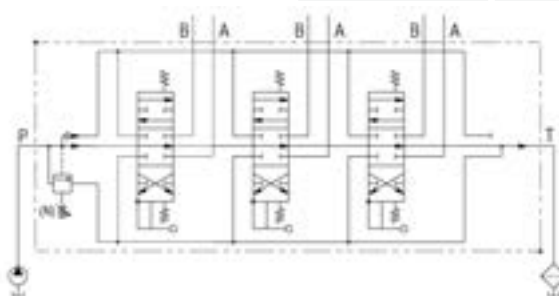
Q15/GMV15 SERIES

PART NO	DESCRIPTION	MAX PRESSURE BAR	NETT PRICE	
			£ STERLING	€ EUROS
ZZ006112	Galtech Q15 hydraulic 1 bank 1/4" BSP 20 l/min double acting cylinder spool 3 positions, spring return with 12VDC, electro solenoid control c/w manual over-ride.	250	£187.45	€ 211.82
ZZ006207	Galtech Q15 hydraulic 1 bank 1/4" BSP 20 l/min double acting motor spool 3 positions, spring return with 12VDC, electro solenoid control c/w manual over-ride.	250	£187.45	€ 211.82
ZZ006200	Galtech Q15 hydraulic 1 bank 1/4" BSP 20 l/min double acting cylinder spool 3 positions, spring return with 24VDC, electro solenoid control c/w manual over-ride.	250	£187.45	€ 211.82
ZZ006208	Galtech Q15 hydraulic 1 bank 1/4" BSP 20 l/min double acting motor spool 3 positions, spring return with 24VDC, electro solenoid control c/w manual over-ride.	250	£187.45	€ 211.82
ZZ006113	Galtech GMV15 hydraulic 2 bank 1/4" BSP 20 l/min double acting cylinder spool 3 positions, spring return with 12VDC, electro solenoid control c/w manual over-ride.	280	£347.88	€ 393.11
ZZ006203	Galtech GMV15 hydraulic 2 bank 1/4" BSP 20 l/min double acting motor spool 3 positions, spring return with 12VDC, electro solenoid control c/w manual over-ride.	280	£347.88	€ 393.11
ZZ006201	Galtech GMV15 hydraulic 2 bank 1/4" BSP 20 l/min double acting cylinder spool 3 positions, spring return with 24VDC, electro solenoid control c/w manual over-ride.	280	£347.88	€ 393.11
ZZ006204	Galtech GMV15 hydraulic 2 bank 1/4" BSP 20 l/min double acting motor spool 3 positions, spring return with 24VDC, electro solenoid control c/w manual over-ride.	280	£347.88	€ 393.11
ZZ006114	Galtech GMV15 hydraulic 3 bank 1/4" BSP 20 l/min double acting cylinder spool 3 positions, spring return with 12VDC, electro solenoid control c/w manual over-ride.	280	£505.99	€ 571.77
ZZ006205	Galtech GMV15 hydraulic 3 bank 1/4" BSP 20 l/min double acting motor spool 3 positions, spring return with 12VDC, electro solenoid control c/w manual over-ride.	280	£505.99	€ 571.77
ZZ006202	Galtech GMV15 hydraulic 3 bank 1/4" BSP 20 l/min double acting cylinder spool 3 positions, spring return with 24VDC, electro solenoid control c/w manual over-ride.	280	£505.99	€ 571.77
ZZ006206	Galtech GMV15 hydraulic 3 bank 1/4" BSP 20 l/min double acting motor spool 3 positions, spring return with 24VDC, electro solenoid control c/w manual over-ride.	280	£505.99	€ 571.77

3/8" MONOBLOCK CONTROL VALVES GALTECH UP TO 40 L/MIN



www.flowfitonline.com
TECH. DATA SHEET
DCV22

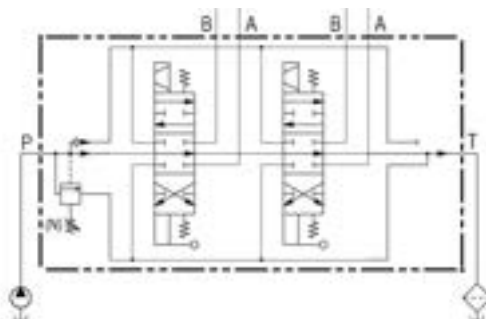


Q25 SERIES

PART NO	DESCRIPTION	MAX PRESSURE BAR	NETT PRICE	
			£ STERLING	€ EUROS
ZZ006115	Galtech Q25 hydraulic 1 bank, 3/8" BSP 40 l/min double acting cylinder spool 3 positions, spring return	350	£56.90	€ 64.30
ZZ006116	Galtech Q25 hydraulic 2 bank, 3/8" BSP 40 l/min double acting cylinder spool 3 positions, spring return	350	£86.32	€ 97.54
ZZ006117	Galtech Q25 hydraulic 3 bank, 3/8" BSP 40 l/min double acting cylinder spool 3 positions, spring return	320	£113.64	€ 128.42
025040103001000	Galtech Q25 hydraulic 4 bank, 3/8" BSP 40 l/min double acting cylinder spool 3 positions, spring return	300	£142.76	€ 161.32
025050103001000	Galtech Q25 hydraulic 5 bank, 3/8" BSP 40 l/min double acting cylinder spool 3 positions, spring return	300	£175.92	€ 198.79
025060103001000	Galtech Q25 hydraulic 6 bank, 3/8" BSP 40 l/min double acting cylinder spool 3 positions, spring return	300	£209.09	€ 236.27
025070103001000	Galtech Q25 hydraulic 7 bank, 3/8" BSP 40 l/min double acting cylinder spool 3 positions, spring return	300	£241.75	€ 273.18
025080103001000	Galtech Q25 hydraulic 8 bank, 3/8" BSP 40 l/min double acting cylinder spool 3 positions, spring return	300	£274.46	€ 310.13



Q25 SERIES

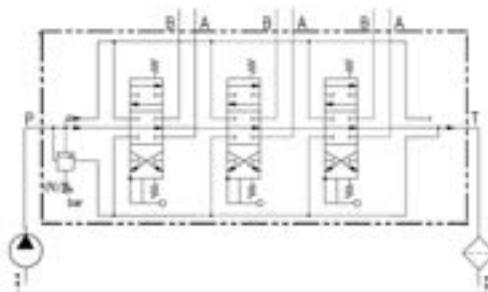


PART NO	DESCRIPTION	MAX PRESSURE BAR	NETT PRICE	
			£ STERLING	€ EUROS
ZZ006118	Galtech Q25 hydraulic 1 bank 3/8" BSP 40 l/min double acting cylinder spool 3 positions, spring return with 12VDC, electro solenoid control c/w manual over-ride.	350	£187.86	€ 212.29
ZZ006231	Galtech Q25 hydraulic 1 bank 3/8" BSP 40 l/min double acting cylinder spool 3 positions, spring return with 24VDC, electro solenoid control c/w manual over-ride.	350	£187.86	€ 212.29
ZZ006119	Galtech Q25 hydraulic 2 bank 3/8" BSP 40 l/min double acting cylinder spool 3 positions, spring return with 12VDC, electro solenoid control c/w manual over-ride.	350	£347.88	€ 393.11
ZZ006232	Galtech Q25 hydraulic 2 bank 3/8" BSP 40 l/min double acting cylinder spool 3 positions, spring return with 24VDC, electro solenoid control c/w manual over-ride.	350	£347.88	€ 393.11
ZZ006120	Galtech Q25 hydraulic 3 bank 3/8" BSP 40 l/min double acting cylinder spool 3 positions, spring return with 12VDC, electro solenoid control c/w manual over-ride.	320	£505.99	€ 571.77
ZZ006233	Galtech Q25 hydraulic 3 bank 3/8" BSP 40 l/min double acting cylinder spool 3 positions, spring return with 24VDC, electro solenoid control c/w manual over-ride.	320	£505.99	€ 571.77

1/2" MONOBLOCK CONTROL VALVES GALTECH UP TO 90 L/MIN



www.flowfitonline.com
TECH. DATA SHEET
DCV22

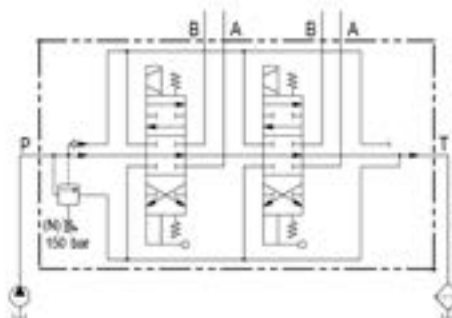


Q75 SERIES

PART NO	DESCRIPTION	MAX PRESSURE BAR	NETT PRICE	
			£ STERLING	€ EUROS
055010103001000	Galtech Q75 hydraulic 1 bank, 1/2"BSP 90 l/min double acting cylinder spool 3 position, spring return	350	£86.32	€ 97.54
055020103001000	Galtech Q75 hydraulic 2 bank, 1/2"BSP 90 l/min double acting cylinder spool 3 position, spring return	350	£118.77	€ 134.21
055010303001000	Galtech Q75 hydraulic 3 bank, 1/2"BSP 90 l/min double acting cylinder spool 3 position, spring return	300	£162.17	€ 183.25
055040103001000	Galtech Q75 hydraulic 4 bank, 1/2"BSP 90 l/min double acting cylinder spool 3 position, spring return	270	£202.83	€ 229.20
055050103001000	Galtech Q75 hydraulic 5 bank, 1/2"BSP 90 l/min double acting cylinder spool 3 position, spring return	270	£245.60	€ 277.53
055060103001000	Galtech Q75 hydraulic 6 bank, 1/2"BSP 90 l/min double acting cylinder spool 3 position, spring return	270	£255.39	€ 288.59



Q75 SERIES

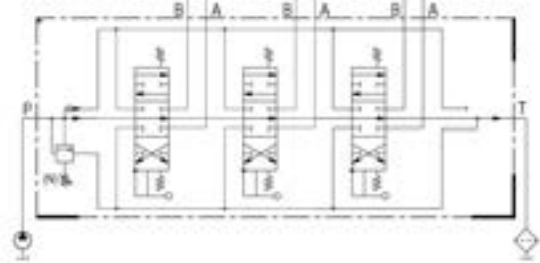


PART NO	DESCRIPTION	MAX PRESSURE BAR	NETT PRICE	
			£ STERLING	€ EUROS
ZZ006218	Galtech Q75 hydraulic 1 bank 1/2" BSP 90 l/min double acting cylinder spool 3 positions, spring return with 12VDC, electro solenoid control c/w manual over-ride.	350	£241.38	€ 272.76
ZZ006221	Galtech Q75 hydraulic 1 bank 1/2" BSP 90 l/min double acting cylinder spool 3 positions, spring return with 24VDC, electro solenoid control c/w manual over-ride.	350	£241.38	€ 272.76
ZZ006219	Galtech Q75 hydraulic 2 bank 1/2" BSP 90 l/min double acting cylinder spool 3 positions, spring return with 24VDC, electro solenoid control c/w manual over-ride.	350	£445.94	€ 503.91
ZZ006222	Galtech Q75 hydraulic 2 bank 1/2" BSP 90 l/min double acting cylinder spool 3 positions, spring return with 12VDC, electro solenoid control c/w manual over-ride.	350	£445.98	€ 503.96
ZZ006220	Galtech Q75 hydraulic 3 bank 1/2" BSP 90 l/min double acting cylinder spool 3 positions, spring return with 12VDC, electro solenoid control c/w manual over-ride.	300	£647.25	€ 731.39
ZZ006223	Galtech Q75 hydraulic 3 bank 1/2" BSP 90 l/min double acting cylinder spool 3 positions, spring return with 24VDC, electro solenoid control c/w manual over-ride.	300	£647.25	€ 731.39

3/4" MONOBLOCK CONTROL VALVES GALTECH UP TO 120 L/MIN



www.flowfitonline.com
TECH. DATA SHEET
DCV22



Q95 SERIES

PART NO	DESCRIPTION	MAX PRESSURE BAR	NETT PRICE	
			£ STERLING	€ EUROS
095010103001000	Galtech Q95 hydraulic 1 bank, 3/4" BSP 120 l/min double acting cylinder spool 3 position, spring return	350	£95.18	€ 107.55
095020103001000	Galtech Q95 hydraulic 2 bank, 3/4" BSP 120 l/min double acting cylinder spool 3 position, spring return	350	£140.96	€ 159.28
095030103001000	Galtech Q95 hydraulic 3 bank, 3/4" BSP 120 l/min double acting cylinder spool 3 position, spring return	300	£185.24	€ 209.32
095040103001000	Galtech Q95 hydraulic 4 bank, 3/4" BSP 120 l/min double acting cylinder spool 3 position, spring return	270	£232.77	€ 263.02
095050103001000	Galtech Q95 hydraulic 5 bank, 3/4" BSP 120 l/min double acting cylinder spool 3 position, spring return	270	£326.18	€ 368.59
095060103001000	Galtech Q95 hydraulic 6 bank, 3/4" BSP 120 l/min double acting cylinder spool 3 position, spring return	270	£326.18	€ 368.59

HYDRAULIC CARTRIDGE VALVES

PRODUCT	PAGE
DOUBLE PILOT OPERATED CHECK VALVES	36
SINGLE PILOT OPERATED CHECK VALVES	40
OVERCENTRE VALVES	43
RELIEF VALVES	48
DUAL CROSS RELIEF VALVES	53
CHECK VALVES	59
HOSE BURST VALVES	60
FLOW REGULATOR VALVES	63
FLOW DIVIDERS	68
SEQUENCE VALVES	69
TWO PUMP "HI-LOW" UNLOADING VALVES	71
HIGH PRESSURE BALL VALVES	72
DIVERTER VALVES	74
END STROKE VALVES	76
ROTATING COUPLINGS	78
GAUGE ISOLATOR VALVES	79
PLOUGH OVERTURNING VALVES	79



**FROM ONLY
£22.12
+VAT**



**FROM ONLY
£20.83
+VAT**



**FROM ONLY
£11.06
+VAT**



QUALITY PRODUCTS



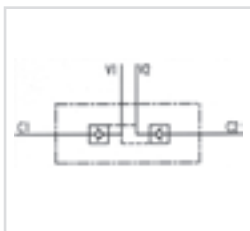
FREE ADVICE



DOUBLE PILOT OPERATED CHECK VALVES

DOUBLE PILOT OPERATED CHECK VALVES

www.flowfitonline.com
TECH. DATA SHEET
CV01



USE AND OPERATION

Pilot check valves are used to block the cylinder in both directions. Flow is free in one direction and blocked in the reverse direction until pilot pressure is applied.

Body: zinc-plated steel, **Internal parts:** Hardened and ground steel, **Seals:** Buna N standard, **Poppet type:** No leakage

Applications: connect v1 and v2 to pressure flow and c1 and c2 to the actuator.

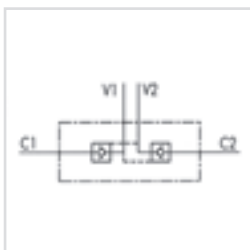
ON REQUEST:

WITHOUT SEAL ON PILOT PISTON, 1 BAR SPRING, 8 BAR SPRING

CODE	TYPE	PORT SIZE	PILOT RATIO	MAX FLOW L/MIN	MAX PRESSURE BAR	CRACKING PRESSURE BAR	NETT. PRICE	
							£ STERLING	€ EUROS
V0010	VBPDE 1/4 L	1/4"	1:5,5	20	350	4	£19.55	€ 22.09
V0020	VBPDE 3/8" L	3/8"	1:5,5	35	350	3	£23.46	€ 26.51
V0030	VBPDE 1/2" L	1/2"	1:5	50	350	3	£28.07	€ 31.72
V0050	VBPDE 3/8"	3/8"	1:5	45	350	3,5	£33.50	€ 37.85
V0060	VBPDE 18	1/8"	1:5	45	350	3,5	£36.87	€ 41.66
V0070	VBPDE 1/2"	1/2"	1:4	70	350	3,5	£35.76	€ 40.41
V0040	VBPDE 3/4"	3/4"	1:4	100	300	2	£48.04	€ 54.28
V0061	VBPDE 18 L	M18 x 1.5 Metric	1:5	45	350	3,5	£28.58	€ 32.30

DOUBLE PILOT OPERATED CHECK VALVES FOR 12MM PIPE MOUNTING (DIN 2353)

www.flowfitonline.com
TECH. DATA SHEET
CV02



USE AND OPERATION

Pilot check valves are used to block the actuator in both directions. Flow is free in one direction and blocked in the reverse direction until pilot pressure is applied. They are easily assembled on a cylinder. We supply on request fittings kit for mounting on cylinder with a specific centre distance.

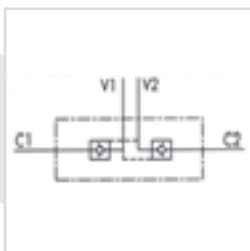
Body: zinc-plated steel, **Internal parts:** Hardened and ground steel, **Seals:** Buna N standard, **Poppet type:** No leakage

Applications: connect v1 and v2 to pressure flow and c1 and c2 to the actuator with the pipe.

ON REQUEST:

WITH OUT SEAL ON PILOT PISTON, 1 BAR SPRING, 8 BAR SPRING

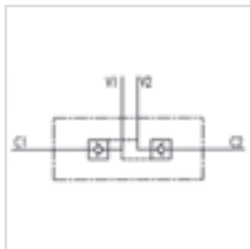
CODE	TYPE	BSP PORTS	PILOT RATIO	MAX FLOW L/MIN	MAX PRESSURE BAR	CRACKING PRESSURE BAR	NETT. PRICE	
							£ STERLING	€ EUROS
V0090	VBPDE 1/4" L 2 CEXC 12L	1/4"	1:5,5	20	350	4	£27.36	€ 30.92
V0110	VBPDE 3/8" L 2 CEXC 12L	3/8"	1:5,5	30	350	4	£27.36	€ 30.92
V0091	VBPDE 1/4" L 2 CEXC-10L	1/4"	XZ1:5,5	20	350	5,5	£29.62	€ 33.47



CODE	TYPE	BSP PORTS	PILOT RATIO	MAX FLOW L/MIN	MAX PRESSURE BAR	CRACKING PRESSURE BAR	NETT. PRICE	
							£ STERLING	€ EUROS
V0130	VBPDE 3/8" L 2 CC 12L	3/8"	1:5,5	35	350	3	£29.61	€ 33.45
V0135	VBPDE 1/2" L 2 CC 15L	1/2"	1:5	50	350	3	£36.87	€ 41.66

DOUBLE PILOT OPERATED CHECK VALVE WITH ADJUSTABLE BANJO UNION

www.flowfitonline.com
TECH. DATA SHEET
CV03



USE AND OPERATION

Pilot check valves are used to block the cylinder in both directions. Flow is free in one direction and blocked in the reverse direction until pilot pressure is applied. This valve is ideal for very short distance centre cylinders. The check cartridge serves also as fixing banjo, allowing after nut releasing a 90° regulation

Body: zinc-plated steel, **Internal parts:** Hardened and ground steel, **Seals:** Buna N standard, **Poppet type:** No leakage

Applications: connect v1 and v2 to pressure flow, connect c1 directly to the cylinder through the 3/8" screw and c2 to the cylinder through the banjo.

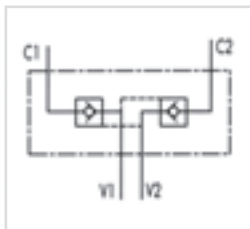
ON REQUEST:

WITH OUT SEAL ON PILOT PISTON, 1 BAR SPRING, 8 BAR SPRING

CODE	TYPE	BSP PORTS	PILOT RATIO	MAX FLOW L/MIN	MAX PRESSURE BAR	CRACKING PRESSURE BAR	NETT. PRICE	
							£ STERLING	€ EUROS
V0112	VBPDE 3/8" L SC 12L	3/8"	1:5,5	30	350	4	£38.00	€ 42.94

DOUBLE PILOT OPERATED CHECK VALVES - TYPE A

www.flowfitonline.com
TECH. DATA SHEET
CV04



USE AND OPERATION

Pilot check valves are used to block the cylinder in both directions. Flow is free in one direction and blocked in the reverse direction until pilot pressure is applied.

Body: zinc-plated steel, **Internal parts:** Hardened and ground steel, **Seals:** Buna N standard, **Poppet type:** No leakage

Applications: connect v1 and v2 to pressure flow and c1 and c2 to the actuator

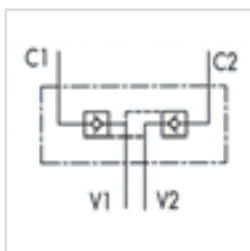
ON REQUEST:

WITH OUT SEAL ON PILOT PISTON, 1 BAR SPRING, 8 BAR SPRING

CODE	TYPE	BSP PORTS	PILOT RATIO	MAX FLOW L/MIN	MAX PRESSURE BAR	CRACKING PRESSURE BAR	NETT. PRICE	
							£ STERLING	€ EUROS
V0178	VBPDE 1/4" A	1/4"	1:5,5	20	350	4,5	£30.15	€ 34.07
V0180	VBPDE 3/8" A	3/8"	1:5,5	30	350	4,5	£36.87	€ 41.66
V0190	VBPDE 1/2" A	1/2"	1:4,5	55	350	3	£51.40	€ 58.08

DOUBLE PILOT OPERATED CHECK VALVES FLANGEABLE

www.flowfitonline.com
TECH. DATA SHEET
CV05



USE AND OPERATION

Pilot check valves are used to block the cylinder in both directions. Flow is free in one direction and blocked in the reverse direction until pilot pressure is applied. The face mounting enables assembly directly on the cylinder

Body: zinc-plated steel, **Internal parts:** Hardened and ground steel, **Seals:** Buna N standard, **Poppet type:** No leakage

Applications: connect v1 and v2 to pressure flow and c1 and c2 to the actuator through the flanges

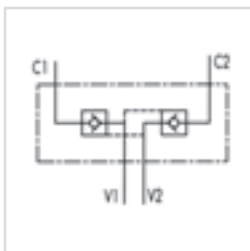
ON REQUEST:

WITH OUT SEAL ON PILOT PISTON, 1 BAR SPRING, 8 BAR SPRING

CODE	TYPE	PORT SIZE	PILOT RATIO	MAX FLOW L/MIN	MAX PRESSURE BAR	CRACKING PRESSURE BAR	NETT. PRICE	
							£ STERLING	€ EUROS
V0185	VBPDE 3/8" FL	3/8"	1:5,5	30	350	4,5	£40.56	€ 45.83
V0195	VBPDE 1/2" FL	1/2"	1:4,5	55	350	3	£51.40	€ 58.08
V0187	VBPDE 3/8" FL - L3=62	3/8" BSP	1:5,5	30	350	4,5	£46.89	€ 52.99
B5000	FLANGE FOR 3/8"						£10.89	€ 12.30
B5500	FLANGE FOR 1/2"						£12.68	€ 14.33

DOUBLE PILOT OPERATED CHECK VALVES FLANGEABLE BY SCREW

www.flowfitonline.com
TECH. DATA SHEET
CV06



USE AND OPERATION

Pilot check valves are used to block the actuator in both directions. Flow is free in one direction and blocked in the reverse direction until pilot pressure is applied. This valve can be fixed directly on cylinder through the drilled screw supplied with the valve

Body: zinc-plated steel, **Internal parts:** Hardened and ground steel, **Seals:** Buna N standard, **Poppet type:** No leakage

Applications: connect v1 and v2 to pressure flow and c1 and c2 to the actuator (c1 by the pipe and c2 by the screw)

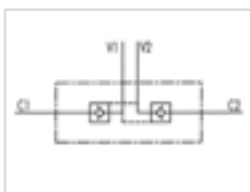
ON REQUEST:

WITH OUT SEAL ON PILOT PISTON, 1 BAR SPRING, 8 BAR SPRING

CODE	TYPE	BSP PORTS	PILOT RATIO	MAX FLOW L/MIN	MAX PRESSURE BAR	CRACKING PRESSURE BAR	NETT. PRICE	
							£ STERLING	€ EUROS
V0178/FLV	VBPDE 1/4" A FLV	1/4"	1:5,5	20	350	4.5	£40.78	€ 46.08
V0180/FLV	VBPDE 3/4" A FLV	3/4"	1:5,5	30	350	4.5	£51.40	€ 58.08

CYLINDRICAL DOUBLE PILOT OPERATED CHECK VALVE

www.flowfitonline.com
TECH. DATA SHEET
CV07



USE AND OPERATION

Pilot check valves are used to block the cylinder in both directions. Flow is free in one direction and blocked in the reverse direction until pilot pressure is applied. Cylindrical type instead of standard one (parallelepiped)

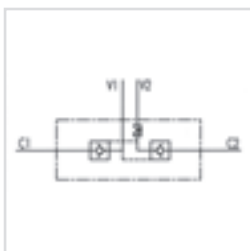
Body: zinc-plated steel, **Internal parts:** Hardened and ground steel, **Seals:** Buna N standard, **Poppet type:** No leakage

Applications: connect v1 and v2 to pressure flow and c1 and c2 to the actuator

CODE	TYPE	BSP PORTS	PILOT RATIO	MAX FLOW L/MIN	MAX PRESSURE BAR	CRACKING PRESSURE BAR	NETT. PRICE	
							£ STERLING	€ EUROS
V0055	VBPDE 3/8" CYLINDRICAL	3/8"	.1:5	45	350	3	£36.87	€ 41.66

DOUBLE PILOT OPERATED CHECK VALVES WITH MANUAL SHUT-OFF

www.flowfitonline.com
TECH. DATA SHEET
CV08



USE AND OPERATION

Pilot check valves are used to block the actuator in both directions. Flow is free in one direction and blocked in the reverse direction until pilot pressure is applied. These valves are very safe, that's why they are ideal to be assembled on crane hydraulic cylinders.

Body: zinc-plated steel, **Internal parts:** Hardened and ground steel, **Seals:** Buna N standard, **Poppet type:** No leakage

Applications: connect v1 and v2 to pressure flow and c1 and c2 to the actuator

ON REQUEST:

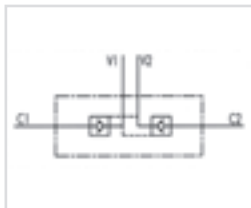

WITH OUT SEAL ON PILOT PISTON, RIGHT OR LEFT SIDE LEVER (TO SPECIFY IN THE ORDER)

CODE	TYPE	BSP PORTS	PILOT RATIO	MAX FLOW L/MIN	MAX PRESSURE BAR	CRACKING PRESSURE BAR	NETT. PRICE	
							£ STERLING	€ EUROS
V0072	VBPDE 1/4" L C/RUBINETTO	1/4"	1:5,5	20	350	4	£40.22	€ 45.44
V0074	VBPDE 3/8" L C/RUBINETTO	3/8"	1:5,5	30	350	3	£40.78	€ 46.08
V0076	VBPDE 1/2" L C/RUBINETTO	1/2"	1:5	50	350	3	£49.70	€ 56.16
V0132*	VBPDE 1/4" L C/RUB. 2 CEXC 12L	1/4"	1:5,5	20	350	4	£42.46	€ 47.98
V0134*	VBPDE 3/8" L C/RUB. 2 CEXC 12L	3/8"	1:5,5	30	350	4	£42.46	€ 47.98
V0136*	VBPDE 1/2" L C/RUB.2 CC 15L	1/2"	1:5	50	350	3	£52.50	€ 59.33

* = Pipe DIN 2353

DOUBLE PILOT OPERATED CHECK VALVES WITH LATERAL JOINS

www.flowfitonline.com
TECH. DATA SHEET
CV09



USE AND OPERATION

Pilot check valves are used to block the cylinder in both directions. Flow is free in one direction and blocked in the reverse direction until pilot pressure is applied. The feature of this valve is the side position of the ports

Body: zinc-plated steel, **Internal parts:** Hardened and ground steel, **Seals:** Buna N standard, **Poppet type:** No leakage

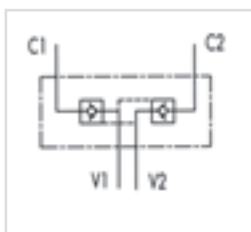
Applications: connect v1 and v2 to pressure flow and c1 and c2 to the actuator

ON REQUEST:
WITH OUT SEAL ON PILOT PISTON

CODE	TYPE	BSP PORTS	PILOT RATIO	MAX FLOW L/MIN	MAX PRESSURE BAR	CRACKING PRESSURE BAR	NETT. PRICE	
							£ STERLING	€ EUROS
V0181	VBPDE 1/4" AL	1/4"	1:5,5	20	350	4	£30.15	€ 34.07
V0182	VBPDE 3/8" AL	3/8"	1:5,5	35	350	3	£35.76	€ 40.41

DOUBLE PILOT OPERATED CHECK VALVES TO WELD

www.flowfitonline.com
TECH. DATA SHEET
CV10



USE AND OPERATION

Having inside the check cartridge, the function of this valve is nearly the same of the pilot check valves, Directly weld on the cylinder. Q 70 available in the single operated type. The feature of this valve is the high pressure drop, so as to reduce speed and to limit vibrations.

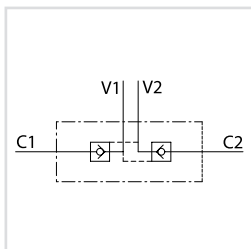
Body: Steel, **Internal parts:** Hardened and ground steel, **Seals:** Buna N standard, **Poppet type:** No leakage

Applications: connect v1 and v2 to pressure flow and weld c1 and c2 to the actuator. The check cartridge and pilot piston have to be mounted after installation of the valve, so they are supplied separately

CODE	TYPE	PILOT RATIO	MAX FLOW L/MIN	MAX PRESSURE BAR	CRACKING PRESSURE BAR	NETT. PRICE	
						£ STERLING	€ EUROS
V1011	VBAS 70	1:5,5	25	350	3	£45.86	€ 51.82
V1010	VBAS 80	1:5,5	25	350	2	£49.93	€ 56.42
V1012	VBAS 90	1:5,5	25	350	2	£55.13	€ 62.30

COMPACT DOUBLE PILOT OPERATED CHECK VALVE

www.flowfitonline.com
TECH. DATA SHEET
CV11



USE AND OPERATION:

Pilot check valves are used to block the actuator in both directions. Flow is free in one direction and blocked in the reverse direction until pilot pressure is applied. This valve is ideal for very short distance centre cylinders and is fixed on them by a drilled screw supplied with the valve.

Body: zinc-plated steel **Internal parts:** hardened and ground steel **Seals:** BUNA N standard Tightness: ball type; any leakage

Applications: Connect V1 and V2 to the pressure flow and C1 and C2 to the actuator by the screw.

CODE	TYPE	BSP PORTS	PILOT RATIO	MAX FLOW L/MIN	MAX PRESSURE BAR	CRACKING PRESSURE BAR	NETT. PRICE	
							£ STERLING	€ EUROS
V0114	VBPDE 3/8" L CMP/FLV	3/8"	1 : 4,9	20	300	0,6	£47.04	€ 53.16

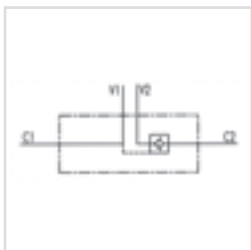


SINGLE PILOT OPERATED CHECK VALVES



SINGLE PILOT OPERATED CHECK VALVE

www.flowfitonline.com
TECH. DATA SHEET
CV12



USE AND OPERATION

These valves are used to block the cylinder in one direction. The flow is free in one direction and blocked in the reverse direction until pilot pressure is applied. They are easily assembled on cylinders. Specific distance-centre mounting fittings kit on request.

Body: zinc-plated steel, **Internal parts:** Hardened and ground steel, **Seals:** Buna N standard, **Poppet type:** No leakage

Applications: connect v1 and v2 to pressure flow, c1 to the free flow side of the actuator and c2 to the actuator's side you want the flow to be blocked

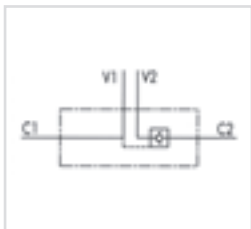

ON REQUEST:

WITH OUT SEAL ON PILOT PISTON, 1 BAR SPRING, 8 BAR SPRING

CODE	TYPE	BSP PORTS	PILOT RATIO	MAX FLOW L/MIN	MAX PRESSURE BAR	CRACKING PRESSURE BAR	NETT. PRICE	
							£ STERLING	€ EUROS
V0220	VBPSE 1/4" L 4 VIE	1/4"	15,5	20	350	4	£18.54	€ 20.95
V0230	VBPSE 3/8" L 4 VIE	3/8"	1:5,5	35	350	3	£21.65	€ 24.46
V0240	VBPSE 1/2" L 4 VIE	1/2"	1:5	50	350	6	£26.29	€ 29.71
V0250	VBPSE 3/8" 4 VIE	3/8"	1:5	45	350	8	£21.65	€ 24.46
V0260	VBPSE 1/2" 4 VIE	1/2"	1:4	70	350	3,5	£31.88	€ 36.03
V0245	VBPSE 3/4" 4 VIE	3/4"	1:4	100	350	2	£45.57	€ 51.49

SINGLE PILOT OPERATED CHECK VALVES FOR 12MM PIPE MOUNTING (DIN 2353)

www.flowfitonline.com
TECH. DATA SHEET
CV13



USE AND OPERATION

These valves are used to block the cylinder in one direction. The flow is free in one direction and blocked in the reverse direction until pilot pressure is applied

Body: zinc-plated steel, **Internal parts:** Hardened and ground steel, **Seals:** Buna N standard, **Poppet type:** No leakage

Applications: connect v1 and v2 to the pressure flow, c1 to the free flow side of the actuator and c2 to the actuator's side you want the flow to be blocked

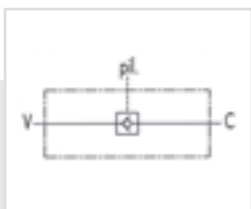
ON REQUEST:

WITH OUT SEAL ON PILOT PISTON, WITH OUT NUT AND OLIVE, 1 BAR SPRING, 8 BAR SPRING

CODE	TYPE	BSP PORTS	PILOT RATIO	MAX FLOW L/MIN	MAX PRESSURE BAR	CRACKING PRESSURE BAR	NETT. PRICE	
							£ STERLING	€ EUROS
V0090/SE	VBPSE 1/4" L 2 CEXC	1/4"	1:5,5	20	350	4	£25.05	€ 28.30
V0110/SE	VBPSE 3/8" L 2 CEXC	3/8"	1:5,5	30	350	4	£25.05	€ 28.30
V0135/SE	VBPSE 1/2" L 2 CC	1/2"	1:5	50	350	3	£33.03	€ 37.32

3 WAYS SINGLE PILOT OPERATED CHECK VALVES, IN LINE

www.flowfitonline.com
TECH. DATA SHEET
CV14



USE AND OPERATION

These valves are used to block the cylinder in one direction. The flow is free in one direction and blocked in the reverse direction until pilot pressure is applied

Body: Yellow-plated steel, **Internal parts:** Hardened and ground steel, **Seals:** Buna N standard, **Poppet type:** No leakage

Applications: connect V to the pressure flow, c to the actuator's side you want the flow to be blocked and pil to the pilot line

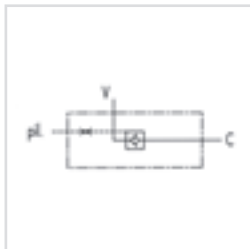
ON REQUEST:

8 BAR SPRING

CODE	TYPE	BSP PORTS	PILOT RATIO	MAX FLOW L/MIN	MAX PRESSURE BAR	CRACKING PRESSURE BAR	NETT. PRICE	
							£ STERLING	€ EUROS
V0201	VBPSL 1/4"	1/4"	1:9,8	15	350	2,5	£23.92	€ 27.03
V0202	VBPSL 3/8"	3/8"	1:6,5	30	300	5	£27.68	€ 31.27
V0203	VBPSL 1/2"	1/2"	1:4,6	45	300	3	£30.97	€ 35.00
V0204	VBPSL 3/4"	3/4"	1:4,4	80	250	0,5	£52.29	€ 59.09
V0205	VBPSL 1"	1"	1:3,5	120	220	1	£113.85	€ 128.66

SINGLE PILOT OPERATED CHECK VALVES, HIGH PILOT

www.flowfitonline.com
TECH. DATA SHEET
CV15



USE AND OPERATION

These valves are used to block the cylinder in one direction. The flow is free in one direction and blocked in the reverse direction until pilot pressure is applied. Thanks to its high pilot ratio and to a time-lag locking device, it's suitable for circuits with heavy loads to avoid vibrations.

WARNING: Please ask the producer for use with distributors or open centre solenoid valves

Body: zinc-plated steel, **Internal parts:** Hardened and ground steel, **Seals:** Buna N standard, **Poppet type:** No leakage

Applications: connect V to the pressure flow, c to the actuator's side you want the flow to be blocked and pil to the pilot line

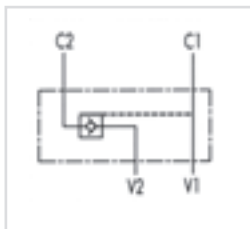
ON REQUEST:

1 BAR SPRING, 8 BAR SPRING

CODE	TYPE	BSP PORTS	PILOT RATIO	MAX FLOW L/MIN	MAX PRESSURE BAR	CRACKING PRESSURE BAR	NETT. PRICE	
							£ STERLING	€ EUROS
V0273	VBL/3 SE 1/4"	1/4"	1:8	20	350	4	£25.85	€ 29.21
V0275	VBL/3 SE 3/8"	3/8"	1:8	40	350	3.5	£29.61	€ 33.45
V0277	VBL/3 SE 1/2"	1/2"	1:7	70	350	3.5	£33.25	€ 37.57

SINGLE PILOT OPERATED CHECK VALVES TYPE A

www.flowfitonline.com
TECH. DATA SHEET
CV16



USE AND OPERATION

These valves are used to block the cylinder in one direction. flow is free in one direction and blocked in the reverse direction until pilot pressure is applied.

Body: zinc-plated steel, **Internal parts:** Hardened and ground steel, **Seals:** Buna N standard, **Poppet type:** No leakage

Applications: connect v1 to the pressure flow, c1 to the free flow side of the actuator and c2 to the actuator's side you want the flow to be blocked

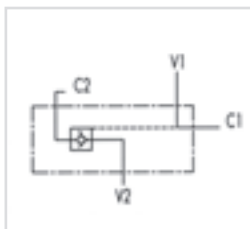
ON REQUEST:

WITHOUT SEAL ON PILOT PISTON 1 BAR SPRING, 8 BAR SPRING

CODE	TYPE	BSP PORTS	PILOT RATIO	MAX FLOW L/MIN	MAX PRESSURE BAR	CRACKING PRESSURE BAR	NETT. PRICE	
							£ STERLING	€ EUROS
V0272	VBPSE 1/4" A	1/4"	1:5,5	20	350	4.5	£30.39	€ 34.34
V0274	VBPSE 3/8" A	3/8"	1:5,5	30	350	4.5	£31.32	€ 35.39
V0276	VBPSE 1/2" A	1/2"	1:4,5	55	350	3	£37.59	€ 42.47

SINGLE PILOT OPERATED CHECK VALVES FLANGEABLE

www.flowfitonline.com
TECH. DATA SHEET
CV17



USE AND OPERATION

These valves are used to block the cylinder in one direction. flow is free in one direction and blocked in the reverse direction until pilot pressure is applied, This valve can be fixed directly on cylinder

Body: zinc-plated steel, **Internal parts:** Hardened and ground steel, **Seals:** Buna N standard, **Poppet type:** No leakage

Applications: Connect v1 and v2 to the pressure flow, c1 to the free flow side of the actuator and c2 to the actuator's side you want the flow to be blocked

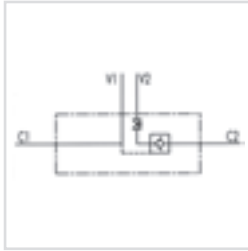
ON REQUEST:

WITHOUT SEAL ON PILOT PISTON

CODE	TYPE	BSP PORTS	PILOT RATIO	MAX FLOW L/MIN	MAX PRESSURE BAR	CRACKING PRESSURE BAR	NETT. PRICE	
							£ STERLING	€ EUROS
V0268	VBPSE 1/4" FL	1/4"	1:5,5	20	350	4.5	£33.93	€ 38.34
V0269	VBPSE 3/8" FL	3/8"	1:5,5	30	350	4.5	£34.76	€ 39.28
V0270	VBPSE 1/2" FL	1/2"	1:4,5	55	350	3	£42.71	€ 48.26

SINGLE PILOT OPERATED CHECK VALVES WITH MANUAL SHUT-OFF

www.flowfitonline.com
TECH. DATA SHEET
CV18



USE AND OPERATION

Pilot check valves are used to block the actuator in both direction. Flow is free in one direction and blocked in the reverse direction until pilot pressure is applied. These valves are very safe, that's why they are ideal to be assembled on crane hydraulic cylinders. The shut-off system enables to exclude and risk caused by possible manoeuvring errors.

Body: zinc-plated steel, **Internal parts:** Hardened and ground steel, **Seals:** Buna N standard, **Poppet type:** No leakage

Applications: Connect v1 and v2 to the pressure flow, c1 to the free flow side of the actuator and c2 to the actuator's side you want the flow to be blocked

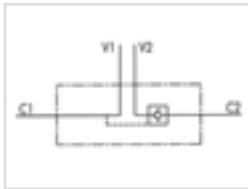
ON REQUEST:

WITHOUT SEAL ON PILOT PISTON, RIGHT OF LEFT SIDE LEVER (TO SPECIFY IN THE ORDER)

CODE	TYPE	BSP PORTS	PILOT RATIO	MAX FLOW L/MIN	MAX PRESSURE BAR	CRACKING PRESSURE BAR	NETT. PRICE	
							£ STERLING	€ EUROS
V0072/SE	VBPSE 1/4" L C/RUBINETTO	1/4"	1:5.5	20	350	4	£39.88	€ 45.06
V0074/SE	VBPSE 3/8" L C/RUBINETTO	3/8"	1:5.5	30	350	3	£39.88	€ 45.06
V0076/SE	VBPSE 1/2" L C/RUBINETTO	1/2"	1:5	50	350	3	£48.97	€ 55.34
V0132/SE	VBPSE 1/4" L C/RUB.2 CEXC	1/4"	1:5.5	20	350	4	£41.01	€ 46.34
V0134/SE	VBPSE 3/8" L C/RUB.2 CEXC	3/8"	1:5.5	30	350	4	£41.01	€ 46.34
V0136/SE	VBPSE 1/2" L C/RUB.2 CC	1/2"	1:5	50	350	3	£50.93	€ 57.55

EXTERNAL SINGLE PILOT OPERATED CHECK VALVES

www.flowfitonline.com
TECH. DATA SHEET
CV19



USE AND OPERATION

These valves are used to block the cylinder in one direction. The flow is free in one direction and blocked in the reverse one until pilot pressure is applied. Separated mounting enables valves to be insensitive to back pressure on the line V. Assembly on 2 or more parallel cylinders with flow regulator valve to allow balanced and soft descent is highly recommended

Body: Aluminium, **Internal parts:** Hardened and ground steel, **Seals:** Buna N standard, **Poppet type:** No leakage

Applications: Connect v1 and v2 to the pressure flow and c1 and c2 to the actuator as indicated in the diagram

CODE	TYPE	BSP PORTS	PILOT RATIO	MAX FLOW L/MIN	MAX PRESSURE BAR	CRACKING PRESSURE BAR	NETT. PRICE	
							£ STERLING	€ EUROS
V0231	VBPSE 3/8" PS	3/8"	1:12	35	350	3	£38.16	€ 43.12





OVERCENTRE VALVES

USE AND OPERATION

These valves are used to control actuator's movement and block in one direction in order to enable the following functions: Under control descent of a load: load's weight doesn't carry it way as the valve prevent any cavitations of the actuator. Limited maximum pressure in case of shocks created by loads, over loads or sudden manoeuvring (load control with open centre distributor)

Body: Zinc-plated steel **Internal parts:** Hardened and ground steel, **Seals:** Buna N standard, **Tightness:** minor leakage

Standard settings: 320 bar

Valve setting must be at least 1,3 times more than load pressure in order to enable the valve to close even when undergone to the maximum load pressure

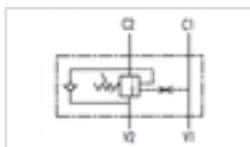
Applications: Connect v1 and v2 to the pressure flow, c1 to the free flow side of the actuator and c2 to the actuator's side you want the low to be blocked. In-line mounting

ON REQUEST:

Other settings available, pilot ration 1:8 (specify CODE/RP18), Sealing cap (CODE / P) and arranged sealing cap (CODE/PP)

SINGLE OVER CENTRE VALVES

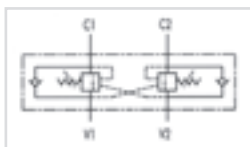
www.flowfitonline.com
TECH. DATA SHEET
CV20



CODE	TYPE	BSP PORTS	PILOT RATIO	MAX FLOW L/MIN	MAX PRESSURE BAR	NETT. PRICE	
						£ STERLING	€ EUROS
V0390	VBCD 3/8" SE	3/8"	1:3,1	35	350	£53.18	€ 60.09
V0410	VBCD 1/2" SE	1/2"	1:3,1	50	350	£53.85	€ 60.85
V0411	VBCD 3/4" SE	3/4"	1:5,5	105	350	£88.75	€ 100.29
V0390/RP18	VBCD 3/8" SE RP 1 : 8	3/8"	1:8	35	350	£63.36	€ 71.59
V0410/RP18	VBCD 1/2" SE RP 1 : 8	1/2"	1:8	50	350	£64.72	€ 73.14
V0411/RP18	VBCD 3/4" SE RP 1 : 8	3/4"	1:8	105	350	£105.60	€ 119.32

DOUBLE OVERCENTRE VALVES

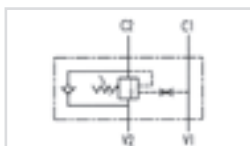
www.flowfitonline.com
TECH. DATA SHEET
CV21



CODE	TYPE	BSP PORTS	PILOT RATIO	MAX FLOW L/MIN	MAX PRESSURE BAR	NETT. PRICE	
						£ STERLING	€ EUROS
V0420	VBCD 3/8" DE	3/8"	1:3,1	35	350	£86.49	€ 97.73
V0430	VBCD 1/2" DE	1/2"	1:3,1	50	350	£89.52	€ 101.15
V0431	VBCD 3/4" DE	3/4"	1:5,5	105	350	£136.55	€ 154.30
V0420/RP18	VBCD 3/8" DE RP 1 : 8	3/8"	1:8	35	350	£103.30	€ 116.73
V0430/RP18	VBCD 1/2" DE RP 1 : 8	1/2"	1:8	50	350	£108.01	€ 122.06
V0431/RP18	VBCD 3/4" DE RP 1 : 8	3/4"	1:8	105	350	£164.23	€ 185.58

SINGLE OVERCENTRE VALVES TYPE A

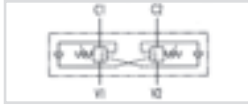
www.flowfitonline.com
TECH. DATA SHEET
CV22



The A type is different in the connections position and the pilot ratio

CODE	TYPE	BSP PORTS	PILOT RATIO	MAX FLOW L/MIN	MAX PRESSURE BAR	NETT. PRICE	
						£ STERLING	€ EUROS
V0382	VBCD 1/4" SE/A	1/4"	1:4,5	20	350	£51.25	€ 57.91
V0392	VBCD 3/8" SE/A	3/8"	1:4,5	40	350	£51.25	€ 57.91
V0412	VBCD 1/2" SE/A	1/2"	1:4,5	60	350	£54.10	€ 61.14
V0419	VBCD 3/4" SE/A	3/4"	1:5,5	95	350	£89.42	€ 101.05
V0417	VBCD 1" SE/A	1"	1:6,2	160	350	£161.33	€ 182.31

DOUBLE OVERCENTRE VALVES TYPE A

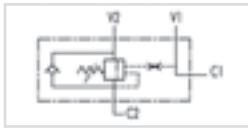


The A type is different in the connections position and the pilot ratio

www.flowfitonline.com
TECH. DATA SHEET
CV23

CODE	TYPE	BSP PORTS	PILOT RATIO	MAX FLOW L/MIN	MAX PRESSURE BAR	NETT. PRICE	
						£ STERLING	€ EUROS
V0418	VBCD 1/4" DE/A	1/4"	1:4,5	20	350	£84.29	€ 95.25
V0422	VBCD 3/8" DE/A	3/8"	1:4,5	40	350	£84.29	€ 95.25
V0432	VBCD 1/2" DE/A	1/2"	1:4,5	60	350	£88.84	€ 100.39
V0435	VBCD 3/4" DE/A	3/4"	1:5,5	95	350	£135.54	€ 153.16
V0436	VBCD 1" DE/A	1"	1:6,2	160	350	£235.86	€ 266.52

SINGLE OVERCENTRE VALVES FLANGEABLE

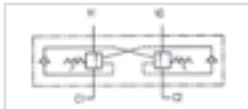


Flange ports enable direct mounting of the valve on the actuator

www.flowfitonline.com
TECH. DATA SHEET
CV24

CODE	TYPE	BSP PORTS	PILOT RATIO	MAX FLOW L/MIN	MAX PRESSURE BAR	NETT. PRICE	
						£ STERLING	€ EUROS
V0400	VBCD 3/8" SE/FL	3/8"	1:4,5	40	350	£57.19	€ 64.62
V0402	VBCD 1/2" SE/FL	1/2"	1:4,5	60	350	£60.36	€ 68.20
B8000	FLANGE FOR 3/8" & 1/2" SE					£7.46	€ 8.43

DOUBLE OVERCENTRE VALVES FLANGEABLE

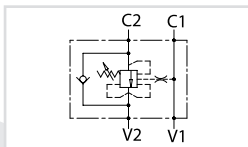


Flange ports enable direct mounting of the valve on the actuator

www.flowfitonline.com
TECH. DATA SHEET
CV25

CODE	TYPE	BSP PORTS	PILOT RATIO	MAX FLOW L/MIN	MAX PRESSURE BAR	NETT. PRICE	
						£ STERLING	€ EUROS
V0424	VBCD 3/8" DE/FL	3/8"	1:4,5	40	350	£91.98	€ 103.93
V0434	VBCD 12" DE/FL	12"	1:4,5	60	350	£96.83	€ 109.42
B8500	FLANGE FOR 3/8" & 1/2" DE					£10.89	€ 12.30

SINGLE OVERCENTRE VALVE FLANGEABLE, CLOSED CENTRE



USE AND OPERATION:

These valves are used to control actuator's movements and block in one direction in order to have a under control descent of a load; load's weight doesn't carry it away, as the valve prevents any cavitations of the actuator. These valves are ideal when normal overcentre valves doesn't work properly as it's not sensitive to back pressure. They allow to work in series with more movements also. Flange ports enable direct mounting of the valve to the actuator.

Body: zinc-plated steel **Internal parts:** hardened and ground steel **Seals:** BUNA N standard **Tightness:** minor leakage **Standard setting:** 320 Bar Valve setting must be at least 1,3 times more than load pressure in order to enable the valve to close even when undergone to maximum load pressure.

Applications: Connect V1 and V2 to the pressure flow, C1 to the free flow side of the actuator and flange C2 to the actuator's side you want the flow to be blocked. V1 and V2 ports are reversible.

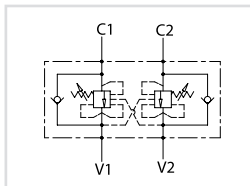
ON REQUEST: • other settings available

www.flowfitonline.com
TECH. DATA SHEET
CV26

CODE	TYPE	BSP PORTS	PILOT RATIO	MAX FLOW L/MIN	MAX PRESSURE BAR	NETT. PRICE	
						£ STERLING	€ EUROS
V0403	VBCD 3/8" SE FL CC	3/8"	1:4,5	40	350	£68.21	€ 77.08
V0404	VBCD 1/2" SE FL CC	1/2"	1:4,5	60	350	£70.82	€ 80.03

DOUBLE OVERCENTRE VALVE FLANGEABLE, CLOSED CENTRE

www.flowfitonline.com
TECH. DATA SHEET
CV27



USE AND OPERATION:

These valves are used to control actuator's movements and block in both directions in order to have a under control descent of a load; load's weight doesn't carry it away, as the valve prevents any cavitations of the actuator. These valves are ideal when normal overcentre valves doesn't work properly as it's not sensitive to back pressure. They allow to work in series with more movements also.

Body: zinc-plated steel **Internal parts:** hardened and ground steel
Seals: BUNA N standard **Tightness:** minor leakage **Standard setting:** 320 Bar Valve setting must be at least 1,3 times more than load pressure in order to enable the valve to close even when undergone to maximum load pressure.

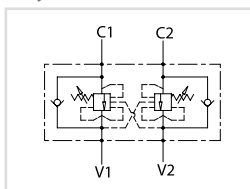
Applications: Connect V1 and V2 to the pressure flow, C1 and C2 to the actuator to be controlled.

ON REQUEST: • other settings available

CODE	TYPE	BSP PORTS	PILOT RATIO	MAX FLOW L/MIN	MAX PRESSURE BAR	NETT. PRICE	
						£ STERLING	€ EUROS
V0421	VBCD 3/8" DE-A CC	3/8"	1:4,5	40	350	£105.64	€ 119.37
V0423	VBCD 1/2" DE-A CC	1/2"	1:4,5	60	350	£110.13	€ 124.45

DOUBLE OVERCENTRE VALVE FLANGEABLE, CLOSED CENTRE

www.flowfitonline.com
TECH. DATA SHEET
CV28



USE AND OPERATION:

These valves are used to control actuator's movements and block in both directions in order to have a under control descent of a load; load's weight doesn't carry it away, as the valve prevents any cavitations of the actuator. These valves are ideal when normal overcentre valves doesn't work properly as it's not sensitive to back pressure. They allow to work in series with more movements also. Flange ports enable direct mounting of the valve to the actuator.

Body: zinc-plated steel **Internal parts:** hardened and ground steel **Seals:** BUNA N standard **Tightness:** minor leakage **Standard setting:** 320 Bar Valve setting must be at least 1,3 times more than load pressure in order to enable the valve to close even when undergone to maximum load pressure.

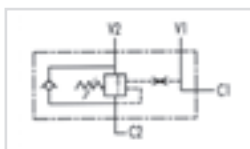
Applications: Connect V1 and V2 to the pressure flow, C1 and C2 to the actuator to be controlled.

ON REQUEST: • other settings available

CODE	TYPE	BSP PORTS	PILOT RATIO	MAX FLOW L/MIN	MAX PRESSURE BAR	NETT. PRICE	
						£ STERLING	€ EUROS
V0433	VBCD 3/8" DE FL CC	3/8"	1:4,5	40	350	£113.50	€ 153.23
V0437	VBCD 1/2" DE FL CC	1/2"	1:4,5	60	350	£116.88	€ 157.78

SINGLE OVERCENTRE VALVES FLANEABLE BY SCREW

www.flowfitonline.com
TECH. DATA SHEET
CV29



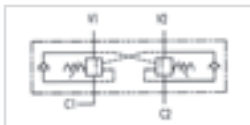
The special connection by screw, supplied with valve, enables direct mounting of the valve on the actuator

CODE	TYPE	BSP PORTS	PILOT RATIO	MAX FLOW L/MIN	MAX PRESSURE BAR	NETT. PRICE	
						£ STERLING	€ EUROS
V0392/FLV	VBCD 3/8" SE/A FLV	3/8"	1:4,5	40	350	£61.85	€ 69.89
V0412/FLV	VBCD 1/2" SE/A FLV	1/2"	1:4,5	60	350	£64.93	€ 73.37



DOUBLE OVERCENTRE VALVES FLANGEABLE BY SCREW

www.flowfitonline.com
TECH. DATA SHEET
CV30

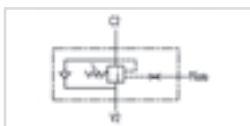


The special connection by screw, supplied with valve, enables direct mounting of the valve on the actuator

CODE	TYPE	BSP PORTS	PILOT RATIO	MAX FLOW L/MIN	MAX PRESSURE BAR	NETT. PRICE	
						£ STERLING	€ EUROS
V0422/FLV	VBCD 3/8" DE/A FLV	3/8"	1:4,5	40	350	£101.38	€ 114.56
V0432/FLV	VBCD 1/2" DE/A FLV	1/2"	1:4,5	60	350	£105.93	€ 119.70

SINGLE OVER CENTRE VALVES, 3 WAYS

www.flowfitonline.com
TECH. DATA SHEET
CV31

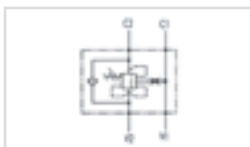


External pilot line

CODE	TYPE	BSP PORTS	PILOT RATIO	MAX FLOW L/MIN	MAX PRESSURE BAR	NETT. PRICE	
						£ STERLING	€ EUROS
V0394	VBCD 3/8" SE 3 VIE	3/8"	1:4,5	40	350	£48.71	€ 55.04
V0414	VBCD 1/2" SE 3 VIE	1/2"	1:4,5	60	350	£50.75	€ 57.35

SINGLE OVERCENTRE VALVES FOR CLOSED CENTRE

www.flowfitonline.com
TECH. DATA SHEET
CV32



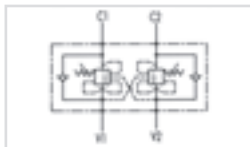

This valve is ideal when normal overcentre valves doesn't work properly as it's not sensitive to back pressure

CODE	TYPE	BSP PORTS	PILOT RATIO	MAX FLOW L/MIN	MAX PRESSURE BAR	NETT. PRICE	
						£ STERLING	€ EUROS
V0391	VBCD 3/8" SE-A-CC	3/8"	1:4,5	40	350	£62.37	€ 70.48
V0393	VBCD 1/2" SE-A-CC	1/2"	1:4,5	60	350	£64.63	€ 73.03
V0407	VBCD 3/8" SE CC	3/8"	1:3,1	35	350	£70.39	€ 79.55
V0408	VBCD 1/2 " SE CC	1/2"	1:3,1	50	350	£72.35	€ 81.75
V0409	VBCD 3/4" SE CC	3/4"	1:5,5	105	350	£112.19	€ 126.78
V0407/RP18	VBCD 3/8" SE CC	3/8"	1:8	35	350	£77.46	€ 87.54
V0408/RP18	VBCD 1/2 " SE CC	1/2"	1:8	50	350	£79.56	€ 89.91
V0409/RP18	VBCD 3/4" SE CC	3/4"	1:8	105	350	£123.32	€ 139.35



DOUBLE OVERCENTRE VALVES FOR CENTRE CLOSED

www.flowfitonline.com
TECH. DATA SHEET
CV33

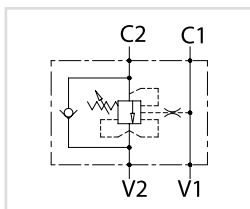


This valve is ideal when normal overcentre valves doesn't work properly as it's not sensitive to back pressure

CODE	TYPE	BSP PORTS	PILOT RATIO	MAX FLOW L/MIN	MAX PRESSURE BAR	NETT. PRICE	
						£ STERLING	€ EUROS
V0441	VBCD 3/8" DE CC	3/8"	1:3,1	35	350	£121.53	€ 137.33
V0442	VBCD 1/2" DE CC	1/2"	1:3,1	50	350	£125.64	€ 141.98
V0443	VBCD 3/4" DE CC	3/4"	1:5,5	105	350	£178.82	€ 202.07
V0441/RP18	VBCD 3/8" DE CC	3/8"	1:8	35	350	£133.71	€ 151.09
V0442/RP18	VBCD 1/2" DE CC	1/2"	1:8	50	350	£138.17	€ 156.13
V0443/RP18	VBCD 3/4" DE CC	3/4"	1:8	105	350	£196.49	€ 222.04
V0421	VBCD 3/8" DE-A-CC	3/8"	1:4,5	40	350	£105.64	€ 119.37
V0423	VBCD 1/2" DE-A-CC	1/2"	1:4,5	60	350	£110.13	€ 124.45

SINGLE OVERCENTRE VALVE FOR CLOSED CENTRE, TYPE A

www.flowfitonline.com
TECH. DATA SHEET
CV34



USE AND OPERATION:

These valves are used to control actuator's movements and block in one direction in order to have an under control descent of a load; load's weight doesn't carry it away, as the valve prevents any cavitations of the actuator. These valves are ideal when normal overcentre valves doesn't work properly as it's not sensitive to back pressure. They allow to work in series with more movements also.

Body: zinc-plated steel **Internal parts:** hardened and ground steel **Seals:** BJUNA N standard **Tightness:** minor leakage **Standard setting:** 320 Bar Valve setting must be at least 1,3 times more than load pressure in order to enable the valve to close even when undergone to maximum load pressure.

Applications: Connect V1 and V2 to the pressure flow, C1 to the free flow side of the actuator and C2 to the actuator's side you want the flow to be blocked. In-line mounting.

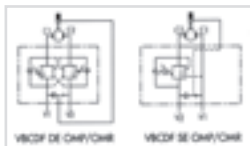
ON REQUEST:

- other settings available

CODE	TYPE	BSP PORTS	PILOT RATIO	MAX FLOW L/MIN	MAX PRESSURE BAR	NETT. PRICE	
						£ STERLING	€ EUROS
V0391	VBCD 3/8" SE-A CC	3/8"	1:4,5	40	350	£62.37	€ 70.48
V0393	VBCD 1/2" SE-A CC	1/2"	1:4,5	60	350	£64.63	€ 73.03

OVERCENTRE VALVES FLANGEABLE ON DANFOSS MOTORS OMP/OMR

www.flowfitonline.com
TECH. DATA SHEET
CV35



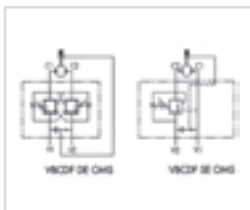

Direct flange is ideal for Danfoss motor type omp-omr and provides a maximum safety, very low pressure drops and solid installation

CODE	TYPE	BSP PORTS	PILOT RATIO	MAX FLOW L/MIN	MAX PRESSURE BAR	NETT. PRICE	
						£ STERLING	€ EUROS
V0415	VBCDF 1/2" SE OMP-OMR	1/2"	1:4,5	50	350	£65.49	€ 74.00
V0425	VBCDF 1/2" DE OMP-OMR	1/2"	1:4,5	50	350	£109.75	€ 124.02
V0415/SF	VBCDF 1/2" SE OMP-OMR SF/ BRAKE UNCLAPING	1/2"	1:4,5	50	350	£72.49	€ 81.92
V0425/SF	VBCDF 1/2" DE OMP-OMR SF/ BRAKE UNCLAPING	1/2"	1:4,5	50	350	£116.85	€ 132.05

NB. BRAKE UNCLAPING MEANS " A MECHANICAL FAIL SAFE BRAKE "

OVERCENTRE VALVES FLANGEABLE ON DANFOSS MOTORS OMS

www.flowfitonline.com
TECH. DATA SHEET
CV36



Direct flange is ideal for danfoss engine type oms and provides a maximum safety, very low pressure drops and solid installation

CODE	TYPE	BSP PORTS	PILOT RATIO	MAX FLOW L/MIN	MAX PRESSURE BAR	NETT. PRICE	
						£ STERLING	€ EUROS
V0416	VBCDF 1/2" SE OMS	1/2"	1:4,5	50	350	£63.78	€ 72.07
V0426	VBCDF 1/2" DE OMS	1/2"	1:4,5	50	350	£108.22	€ 122.28
V0416/SF	VBCDF 1/2" SE OMS /SF BRAKE UNCLAPING	1/2"	1:8	50	350	£69.48	€ 78.52
V0426/SF	VBCDF 1/2" DE OMS SF/ BRAKE UNCLAPING	1/2"	1:8	50	350	£114.23	€ 129.07

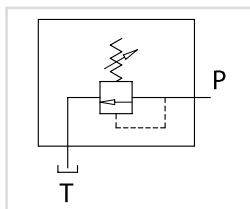
NB. BRAKE UNCLAPING MEANS " A MECHANICAL FAIL SAFE BRAKE "

RELIEF VALVES



20 RELIEF VALVE CARTRIDGE

www.flowfitonline.com
TECH. DATA SHEET
CV37



USE AND OPERATION:

The relief valve provides overload protection in a fast and accurate way: when it reaches pressure setting, the valve open allowing pressure relief in order not to exceed this setting.

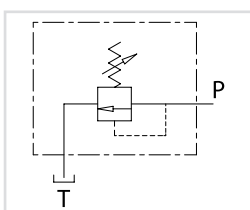
Body: zinc-plated steel, **Internal parts:** hardened and ground steel, **Seals:** BUNA N standard, **Poppet type:** minor leakage

Applications: Fit the valve in the cavity.

CODE	TYPE	CAVITY SIZE	MAX FLOW L/MIN	PRESSURE RANGE BAR	NETT. PRICE	
					£ STERLING	€ EUROS
VC0200/350	VMPC 20 50-350 BAR	3/4" - 16	20	50-350	£17.99	€ 20.33

35 RELIEF VALVE CARTRIDGE

www.flowfitonline.com
TECH. DATA SHEET
CV38



USE AND OPERATION:

The relief valve provides overload protection in a fast and accurate way: when it reaches pressure setting, the valve open allowing pressure relief in order not to exceed this setting.

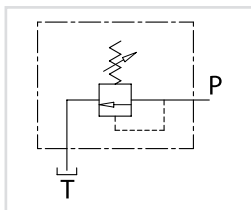
Body: zinc-plated steel, **Internal parts:** hardened and ground steel, **Seals:** BUNA N standard, **Poppet type:** minor leakage

Applications: Fit the valve in the cavity.

CODE	TYPE	CAVITY SIZE	MAX FLOW L/MIN	PRESSURE RANGE BAR	NETT. PRICE	
					£ STERLING	€ EUROS
VC0350/120	VMPC 35 10-120 BAR	M20X1,5	35	10-120	£15.73	€ 17.78
VC0350/300	VMPC 35 50-300 BAR	M20X1,5	35	50-300	£15.73	€ 17.78

80 RELIEF VALVE CARTRIDGE

www.flowfitonline.com
TECH. DATA SHEET
CV39



USE AND OPERATION:

The relief valve provides overload protection in a fast and accurate way: when it reaches pressure setting, the valve open allowing pressure relief in order not to exceed this setting.

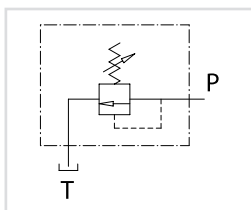
Body: zinc-plated steel, **Internal parts:** hardened and ground steel, **Seals:** BUNA N standard, **Poppet type:** minor leakage

Applications: Fit the valve in the cavity.

CODE	TYPE	CAVITY SIZE	MAX FLOW L/MIN	PRESSURE RANGE BAR	NETT. PRICE	
					£ STERLING	€ EUROS
VC0800/120	VMPC 80 10-120 BAR	M26X1,5	80	10-120	£22.27	€ 25.17
VC0800/300	VMPC 80 50-300 BAR	M26X1,5	80	50-300	£22.32	€ 25.23

120 RELIEF VALVE CARTRIDGE

www.flowfitonline.com
TECH. DATA SHEET
CV40



USE AND OPERATION:

The relief valve provides overload protection in a fast and accurate way: when it reaches pressure setting, the valve open allowing pressure relief in order not to exceed this setting.

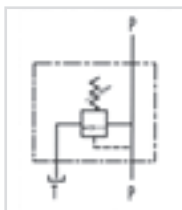
Body: zinc-plated steel, **Internal parts:** hardened and ground steel, **Seals:** BUNA N standard, **Poppet type:** minor leakage

Applications: Fit the valve in the cavity.

CODE	TYPE	CAVITY SIZE	MAX FLOW L/MIN	PRESSURE RANGE BAR	NETT. PRICE	
					£ STERLING	€ EUROS
VC1200/120	VMPC 120 20-200 BAR	M32X1,5	120	20-200	£41.59	€ 47.00
VC1200/400	VMPC 120 50-400 BAR	M32X1,5	120	50-400	£41.59	€ 47.00

LIGHT RELIEF VALVES

www.flowfitonline.com
TECH. DATA SHEET
CV41



USE AND OPERATION

The relief valve provides overload protection in a fast and accurate way: when it reaches pressure setting, the valve opens allowing pressure relief in order not to exceed this setting

Body: Zinc-plated steel **Internal parts:** Hardened and ground steel, **Seals:** Buna N standard, **Poppet type:** minor leakage

Applications: Connect circuit port with pressure to P and tank port to T, Port p is reversible

ON REQUEST:

Different setting range available (See table below) Other settings available (CODE/T: please specify the desired setting)

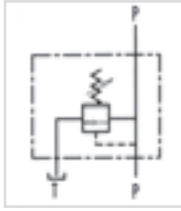
CODE	TYPE	BSP PORTS	MAX FLOW L/MIN	MAX PRESSURE BAR	NETT. PRICE	
					£ STERLING	€ EUROS
V0689	VMP 1/4" L	1/4"	30	300	£17.45	€ 19.72
V0690	VMP 3/8" L	3/8"	40	300	£22.76	€ 25.72
V0689/T	VMP 1/4" L PRESSURE PRESET	1/4"	30	300	£20.49	€ 23.15
V0690/T	VMP 3/8" L PRESSURE PRESET	3/8"	40	300	£22.13	€ 25.01
V0689/V	VMP 1/4" L HANDKNOB	1/4"	30	300	£21.30	€ 24.06
V0690/V	VMP 3/8" L HANDKNOB	3/8"	40	300	£22.92	€ 25.90
V0689/P	VMP 1/4" L SEALING CAP	1/4"	30	300	£22.31	€ 25.21
V0690/P	VMP 3/8" L SEALING CAP	3/8"	40	300	£24.00	€ 27.12

SPRINGS

SETTING RANGE BAR	PRESSURE INCREASE (BAR/TURN)	STANDARD SETTING BAR
10 - 50*	7	30
10 - 180 (Standard)	40	100
80 - 300	50	150

* = For setting less than 70 Bar Q = 12 l/m

RELIEF VALVES



USE AND OPERATION

The relief valve provides overload protection in a fast and accurate way: when it reaches pressure setting, the valve opens allowing pressure relief in order not to exceed this setting

Body: Zinc-plated steel **Internal parts:** Hardened and ground steel,
Seals: Buna N standard, **Poppet type:** minor leakage

Applications: Connect circuit port with pressure to P and tank port to T, Port p is reversible

ON REQUEST:

Different setting range available (See table below) Other settings available (CODE/T: please specify the desired setting)

www.flowfitonline.com
TECH. DATA SHEET
CV42

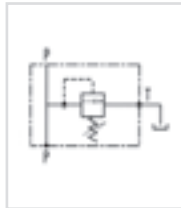
CODE	TYPE	BSP PORTS	MAX FLOW L/MIN	MAX PRESSURE BAR	NETT. PRICE	
					£ STERLING	€ EUROS
V0700	VMP 3/8"	3/8"	45	300	£23.14	€ 26.15
V0710	VMP 1/2"	1/2"	70	300	£25.41	€ 28.71
V0720	VMP 3/4"	3/4"	120	300	£33.38	€ 37.72
V0700/T	VMP 3/8" PRESSURE PRESET	3/8"	45	300	£26.86	€ 30.35
V0710/T	VMP 1/2" PRESSURE PRESET	1/2"	70	300	£29.47	€ 33.30
V0720/T	VMP 3/4" PRESSURE PRESET	3/4"	120	300	£38.65	€ 43.67
V0700/V	VMP 3/8" HANDKNOB	3/8"	45	300	£27.56	€ 31.14
V0710/V	VMP 1/2" HANDKNOB	1/2"	70	300	£30.06	€ 33.97
V0720/V	VMP 3/4" HANDKNOB	3/4"	120	300	£39.11	€ 44.20
V0700/P	VMP 3/8" SEALING CAP	3/8"	45	300	£28.76	€ 32.50
V0710/P	VMP 1/2" SEALING CAP	1/2"	70	300	£31.30	€ 35.37
V0720/P	VMP 3/4" SEALING CAP	3/4"	120	300	£40.49	€ 45.76

SPRINGS

SETTING RANGE BAR	PRESSURE INCREASE (BAR/TURN)	STANDARD SETTING BAR
10 - 50*	7	30
20 - 100	12	75
10 - 180	30	90
50 - 250 (Standard)	45	130
80 - 300	50	150

* = For setting less than 70 Bar Q = 12 l/m

DIFFERENTIAL TYPE RELIEF VALVES



USE AND OPERATION

The relief valve provides overload protection in a fast and accurate way: when it reaches pressure setting, the valve opens allowing pressure relief in order not to exceed this setting. The differential valve opening is slower than the standard one, but the setting is more stable when the flow changes.

Body: Zinc-plated steel **Internal parts:** Hardened and ground steel,
Seals: Buna N standard, **Poppet type:** minor leakage

Applications: Connect circuit port with pressure to P and tank port to T. The 1" size is supplied with a double exit T (1 exit can be capped according with mounting needs)

ON REQUEST:

Different setting range available (See table below) Other settings available (CODE/T: please specify the desired setting)

www.flowfitonline.com
TECH. DATA SHEET
CV43

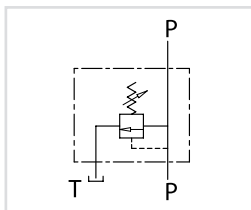
CODE	TYPE	BSP PORTS	MAX FLOW L/MIN	MAX PRESSURE BAR	NETT. PRICE	
					£ STERLING	€ EUROS
V0725	VMPP 3/4"	3/4"	120	400	£73.59	€ 83.15
V0735	VMPP 1"	1"	180	400	£85.32	€ 96.41
V0725/T	VMPP 3/4" PRESSURE PRESET	3/4"	120	400	£76.30	€ 86.22
V0735/T	VMPP 1" PRESSURE PRESET	1"	180	400	£88.18	€ 99.64
V0725/V	VMPP 3/4" HANDKNOB	3/4"	120	400	£76.04	€ 85.93
V0735/V	VMPP 1" HANDKNOB	1"	180	400	£87.74	€ 99.14
V0725/P	VMPP 3/4" SEALING CAP	3/4"	120	400	£75.91	€ 85.77
V0735/P	VMPP 1" SEALING CAP	1"	180	400	£90.07	€ 101.78

SPRINGS

SETTING RANGE BAR	PRESSURE INCREASE (BAR/TURN)	STANDARD SETTING BAR
20 - 200	40	160
50 - 400 (Standard)	80	180

www.flowfitonline.com
TECH. DATA SHEET
CV44

IN LINE MOUNTING RELIEF VALVE



USE AND OPERATION:

The relief valve provides overload protection in a fast and accurate way: when it reaches pressure setting, the valve open allowing pressure relief in order not to exceed this setting.

Body: zinc-plated steel, **Internal parts:** hardened and ground steel, **Seals:** BUNA N standard, **Poppet type:** minor leakage

Applications: Connect circuit port with pressure to P and tank port to T. Port P is reversible.

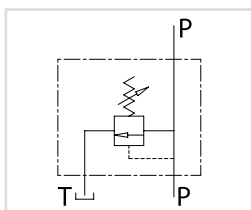
ON REQUEST:

- different setting range
- other setting available (CODE/T000: please specify the desired setting)

CODE	TYPE	BSP PORTS	MAX FLOW L/MIN	NETT. PRICE	
				£ STERLING	€ EUROS
V0688/000	V0688/000 VMP/L/D5 1/4"	1/4"	30	£22.03	€ 24.89

IN LINE MOUNTING RELIEF VALVE

www.flowfitonline.com
TECH. DATA SHEET
CV44



USE AND OPERATION:

The relief valve provides overload protection in a fast and accurate way: when it reaches pressure setting, the valve open allowing pressure relief in order not to exceed this setting.

Body: zinc-plated steel, **Internal parts:** hardened and ground steel, **Seals:** BUNA N standard, **Poppet type:** minor leakage

Applications: Connect circuit port with pressure to P and tank port to T. Port P is reversible.

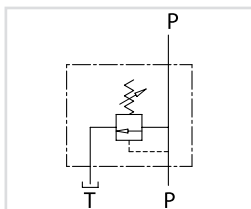
ON REQUEST:

- different setting range
- other setting available (CODE/T000: please specify the desired setting)

CODE	TYPE	BSP PORTS	MAX FLOW L/MIN	NETT. PRICE	
				£ STERLING	€ EUROS
V0691/000	VMP/L/D5 3/8"	3/8"	45	£29.22	€ 33.02
V0692/000	VMP/L/D5 1/2"	1/2"	70	£32.37	€ 36.58
V0693/000	VMP/L/D5 3/4"	3/4"	90	£42.93	€ 48.51

IN LINE MOUNTING RELIEF VALVE

www.flowfitonline.com
TECH. DATA SHEET
CV44



USE AND OPERATION:

The relief valve provides overload protection in a fast and accurate way: when it reaches pressure setting, the valve open allowing pressure relief in order not to exceed this setting. The valve differential opening is slower than the standard one, but the setting is more stable changing the flow.

Body: zinc-plated steel, **Internal parts:** hardened and ground steel. **Seals:** BUNA N standard, **Poppet type:** minor leakage

Applications: Connect circuit port with pressure to P and tank port to T. Port P is reversible.

ON REQUEST:

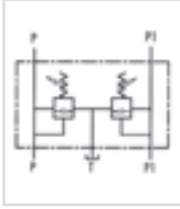
- different setting range
- other setting available (CODE/T000: please specify the desired setting)

CODE	TYPE	BSP PORTS	MAX FLOW L/MIN	NETT. PRICE	
				£ STERLING	€ EUROS
V0726/000	VMPP/L/D5 3/4"	3/4"	120	£84.29	€ 95.25



DOUBLE RELIEF VALVES

www.flowfitonline.com
TECH. DATA SHEET
CV45



USE AND OPERATION

Made up by 2 relief valves, the double relief valve provides overload protection in 2 lines-hydraulic circuits with 1 tank. It allows 2 different pressure setting

Body: Zinc-plated steel **Internal parts:** Hardened and ground steel,
Seals: Buna N standard, **Poppet type:** minor leakage

Applications: Connect P and P1 to the pressure flow, the remaining P1 and P ports to the 2 lines to be controlled but in the reverse way; connect T to the tank.

ON REQUEST:

Different setting range available (See table below) Other settings available (CODE/T: please specify the desired setting)

CODE	TYPE	BSP PORTS	MAX FLOW L/MIN	MAX PRESSURE BAR	NETT. PRICE	
					£ STERLING	€ EUROS
V0732	VMPP 3/8"	3/8"	45	300	£47.09	€ 53.21
V0734	VMPP 1/2"	1/2"	70	300	£48.17	€ 54.43
V0732/T	VMPP 3/8" PRESSURE PRESET	3/8"	45	300	£50.37	€ 56.92
V0734/T	VMPP 1/2" PRESSURE PRESET	1/2"	70	300	£51.76	€ 58.49
V0732/V	VMPP 3/8" HANDKNOB	3/8"	45	300	£52.02	€ 58.79
V0734/V	VMPP 1/2" HANDKNOB	1/2"	70	300	£53.41	€ 60.36
V0732/P	VMPP 3/8" SEALING CAP	3/8"	45	300	£54.34	€ 61.40
V0734/P	VMPP 1/2" SEALING CAP	1/2"	70	300	£55.75	€ 62.99

SPRINGS

SETTING RANGE BAR	PRESSURE INCREASE (BAR/TURN)	STANDARD SETTING BAR
10 - 50*	7	30
20 - 100	12	75
10 - 180 (Standard)	30	90
50 - 250	45	130
80 - 300	50	150

* = For setting less than 70 Bar Q = 12 l/m

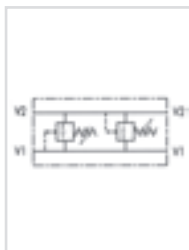


FOR SALES
& ADVICE
CALL US
01584
876033



DUAL CROSS RELIEF VALVES

DUAL CROSS RELIEF VALVES



USE AND OPERATION

Made up by 2 relief valves with crossed tank, this valve is used to block pressure to a certain setting in the 2 ports of an actuator/hydraulic motor. It's ideal to provide protection against sudden shock pressures and to adjust different pressures in the 2 ports of an hydraulic circuit as well.

Body: Zinc-plated steel **Internal parts:** Hardened and ground steel, **Seals:** Buna N standard, **Poppet type:** minor leakage

Applications: Connect V1 and V2 to the pressure flow or to the actuator/hydraulic motor. Vice versa for the remaining port V1 and V2. Mounting by the actuator is highly recommended in order to avoid pressure drops.

ON REQUEST:

Different setting range available (See table below) Other settings available (CODE/T: please specify the desired setting)

www.flowfitonline.com
TECH. DATA SHEET
CV46

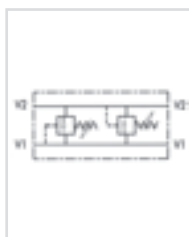
CODE	TYPE	BSP PORTS	MAX FLOW L/MIN	MAX PRESSURE BAR	NETT. PRICE	
					£ STERLING	€ EUROS
V0438	VAU 1/4"	1/4"	30	300	£36.45	€ 41.19
V0440	VAU 3/8"	3/8"	45	300	£39.88	€ 45.06
V0450	VAU 1/2"	1/2"	70	300	£42.14	€ 47.61
V0460	VAU 3/4"	3/4"	110	300	£55.81	€ 63.06
V0438/T	VAU 1/4" PRESSURE PRESET	1/4"	30	300	£39.22	€ 44.32
V0440/T	VAU 3/8" PRESSURE PRESET	3/8"	45	300	£43.69	€ 49.37
V0450/T	VAU 1/2" PRESSURE PRESET	1/2"	70	300	£45.69	€ 51.63
V0460/T	VAU 3/4" PRESSURE PRESET	3/4"	110	300	£59.53	€ 67.27
V0438/V	VAU 1/4" HANDKNOB	1/4"	30	300	£40.94	€ 46.26
V0440/V	VAU 3/8" HANDKNOB	3/8"	45	300	£44.22	€ 49.97
V0450/V	VAU 1/2" HANDKNOB	1/2"	70	300	£47.20	€ 53.34
V0460/V	VAU 3/4" HANDKNOB	3/4"	110	300	£60.80	€ 68.71
V0438/P	VAU 1/4" SEALING CAP	1/4"	30	300	£42.96	€ 48.55
V0440/P	VAU 3/8" SEALING CAP	3/8"	45	300	£46.33	€ 52.36
V0450/P	VAU 1/2" SEALING CAP	1/2"	70	300	£49.41	€ 55.83
V0460/P	VAU 3/4" SEALING CAP	3/4"	110	300	£63.22	€ 71.44

SPRINGS

SETTING RANGE BAR	PRESSURE INCREASE (BAR/TURN)	STANDARD SETTING BAR
10 - 50*	7	30
20 - 100	12	75
10 - 180 (Standard)	30	90
50 - 250	45	130
80 - 300	50	150

* = For setting less than 70 Bar Q = 12 l/m

DIFFERENTIAL DUAL CROSS RELIEF VALVES



USE AND OPERATION

Made up by 2 relief valves with crossed tank, this valve is used to block pressure to a certain setting in the 2 ports of an actuator/hydraulic motor. It's ideal to provide protection against sudden shock pressures and to adjust different pressures in the 2 ports of an hydraulic circuit as well. The differential valve makes the opening slower but more constant setting even with flow changes.

Body: Zinc-plated steel **Internal parts:** Hardened and ground steel, **Seals:** Buna N standard, **Poppet type:** minor leakage

Applications: Connect V1 and V2 to the pressure flow or to the actuator/hydraulic motor. Vice versa for the remaining port V1 and V2. Mounting by the actuator is highly recommended in order to avoid pressure drops.

ON REQUEST: Different setting range available (See table below) Other settings available (CODE/T: please specify the desired setting)

www.flowfitonline.com
TECH. DATA SHEET
CV47

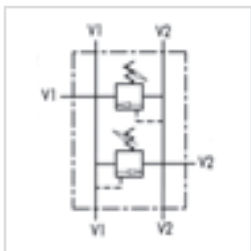
CODE	TYPE	BSP PORTS	MAX FLOW L/MIN	MAX PRESSURE BAR	NETT. PRICE	
					£ STERLING	€ EUROS
V0470	VAU 1"	1"	160	400	£148.27	€ 167.55
V0470/T	VAU 1" PRESSURE PRESET	1"	160	400	£150.77	€ 170.38
V0470/V	VAU 1" HANDKNOB	1"	160	400	£153.07	€ 172.97
V0470/P	VAU 1" SEALING CAP	1"	160	400	£154.24	€ 174.29

SPRINGS

SETTING RANGE BAR	PRESSURE INCREASE (BAR/TURN)	STANDARD SETTING BAR
20 - 200	40	160
50 - 400 (Standard)	80	180

DUAL CROSS RELIEF VALVES

www.flowfitonline.com
TECH. DATA SHEET
CV48



USE AND OPERATION

Made up by 2 relief valves with crossed tank, this valve is used to block pressure to a certain setting in the 2 ports of an actuator/hydraulic motor. It's ideal to provide protection against sudden shock pressures and to adjust different pressures in the 2 ports of an hydraulic circuit as well. The 6 ports (2 ways in and 4 ways out reversible) enable to use just 1 valve for 2 cylinders.

Body: Zinc-plated steel **Internal parts:** Hardened and ground steel, **Seals:** Buna N standard, **Poppet type:** minor leakage

Applications: Connect V1 and V2 to the pressure flow or to the actuator/hydraulic motor. Vice versa for the remaining port V1 and V2. Mounting by the actuator is highly recommended in order to avoid pressure drops.

ON REQUEST:

Different setting range available (See table below) Other settings available (CODE/T: please specify the desired setting)

CODE	TYPE	BSP PORTS	MAX FLOW L/MIN	MAX PRESSURE BAR	NETT. PRICE	
					£ STERLING	€ EUROS
V0737	VMPDI 3/8"	3/8"	45	300	£46.93	€ 53.03
V0738	VMPDI 1/2"	1/2"	70	300	£50.13	€ 56.64
V0737/T	VMPDI 3/8" PRESSURE PRESET	3/8"	45	300	£50.13	€ 56.64
V0738/T	VMPDI 1/2" PRESSURE PRESET	1/2"	70	300	£53.10	€ 60.00
V0737/N	VMPDI 3/8" HANDKNOB	3/8"	45	300	£51.68	€ 58.39
V0738/N	VMPDI 1/2" HANDKNOB	1/2"	70	300	£54.54	€ 61.63
V0737/P	VMPDI 3/8" SEALING CAP	3/8"	45	300	£53.70	€ 60.68
V0738/P	VMPDI 1/2" SEALING CAP	1/2"	70	300	£56.69	€ 64.06

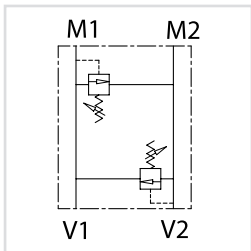
SPRINGS

SETTING RANGE BAR	PRESSURE INCREASE (BAR/TURN)	STANDARD SETTING BAR
10 - 50*	7	30
20 - 100	12	75
10 - 180 (Standard)	30	90
50 - 250	45	130
80 - 300	50	150

* = For setting less than 70 Bar Q = 12 l/m

DUAL CROSS RELIEF VALVE FLANGEABLE ON DANFOSS MOTORS OMP/OMR BY SCREWS

www.flowfitonline.com
TECH. DATA SHEET
CV49



USE AND OPERATION:

Made up by 2 relief valves with crossed tank, this valve is used to block pressure to a certain setting in the 2 ports of an actuator/hydraulic motor. It's ideal to provide protection against sudden shock pressures and to adjust different pressures in the 2 ports of an hydraulic circuit as well. Direct flange is ideal for Danfoss motors type OMPOMR and provides a maximum safety, very low pressure drops and solid installation.

Body: zinc-plated steel, **Internal parts:** hardened and ground steel. **Seals:** BUNA N standard, **Poppet type:** minor leakage

Applications: Flange M1 and M2 directly to the motor by screws (not included) and connect ports V1 and V2 to pressure flow.

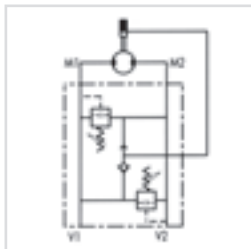
ON REQUEST:

- Different setting range
- Other setting available (CODE/T: please specify the desired setting)

CODE	TYPE	BSP PORTS	MAX FLOW L/MIN	NETT. PRICE	
				£ STERLING	€ EUROS
V0503/000	VAU OM 1/2" WSC	1/2"	40	£52.26	€ 59.05

DUAL CROSS RELIEF VALVE FLANGEABLE ON DANFOSS MOTORS OMS-OMP/OMR-OMT

www.flowfitonline.com
TECH. DATA SHEET
CV50



USE AND OPERATION

Made up by 2 relief valves with crossed tank, this valve is used to block pressure to a certain setting in the 2 ports of an actuator/hydraulic motor. It's ideal to provide protection against sudden shock pressures and to adjust different pressures in the 2 ports of a hydraulic circuit as well. Direct flange is ideal for Danfoss motors type OMS, OMP/OMR and OMT and provides a maximum safety, very low pressure drops and solid installation.

Body: Zinc-plated steel **Internal parts:** Hardened and ground steel. **Seals:** Buna N standard, **Poppet type:** minor leakage

Applications: Flange M1 and M2 directly to the motor and connect V1 and V2 to pressure flow.

ON REQUEST:

Different setting range available (See table below) Other settings available (CODE/T: please specify the desired setting). Single acting with just 1 relief available (CODE/ SE). Brake unclaping (CODE/ SF)

CODE	TYPE	PORT SIZE	MAX FLOW L/MIN	MAX PRESSURE BAR	NETT. PRICE	
					£ STERLING	€ EUROS
V0490	VAU 1/2" OMS	1/2"	50	300	£49.51	€ 55.95
V0500	VAU 1/2" OMP/OMR	1/2"	60	300	£50.47	€ 57.03
V0505	VAU 3/4" OMT	3/4"	100	300	£60.36	€ 68.20
V0490/SE	VAU 1/2" OMS SE/ SINGLE ACTING	1/2"	50	300	£47.68	€ 53.88
V0500/SE	VAU 1/2" OMP/OMR SE/SINGLE ACTING	1/2"	60	300	£49.24	€ 55.64
V0505/SE	VAU 3/4" OMT SE/SINGLE ACTING	3/4"	100	300	£58.99	€ 66.66
V0490/T	VAU 1/2" OMS PRESSURE PRESET	1/2"	50	300	£51.82	€ 58.56
V0500/T	VAU 1/2" OMP/OMR PRESSURE PRESET	1/2"	60	300	£52.98	€ 59.87
V0505/T	VAU 3/4" OMT PRESSURE PRESET	3/4"	100	300	£62.76	€ 70.92
V0490/V	VAU 1/2" OMS HANDKNOB	1/2"	50	300	£54.24	€ 61.29
V0500/V	VAU 1/2" OMP/OMR HANDKNOB	1/2"	60	300	£55.55	€ 62.78
V0505/V	VAU 3/4" OMT HANDKNOB	3/4"	100	300	£53.83	€ 60.82
V0490/P	VAU 1/2" OMS SEALING CAP	1/2"	50	300	£55.53	€ 62.75
V0500/P	VAU 1/2" OMP/OMR SEALING CAP	1/2"	60	300	£56.66	€ 64.02
V0505/P	VAU 3/4" OMT SEALING CAP	3/4"	100	300	£66.41	€ 75.04
V0490/SF	VAU 1/2" OMS SF/ BRAKE UNCLAPING	1/2"	50	300	£55.33	€ 62.53
V0500/SF	VAU 1/2" OMP/OMR SF/ BRAKE UNCLAPING	1/2"	60	300	£56.45	€ 63.78
V0505/SF	VAU 3/4" OMT SF/ BRAKE UNCLAPING	3/4"	100	300	£66.25	€ 74.86
V0499	VAU 1/2" SE OMP/OMR	12" BSP	50	300	£55.66	€ 62.90
V0499/SF	VAU 1/2" SE OMP/OMR SF	12" BSP	50	300	£62.39	€ 70.50

NB. BRAKE UNCLAPING MEANS " A MECHANICAL FAIL SAFE BRAKE "

SPRINGS

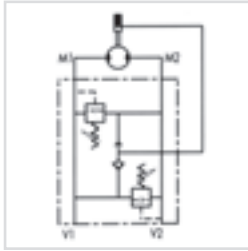
SETTING RANGE BAR	PRESSURE INCREASE (BAR/TURN)	STANDARD SETTING BAR
10 - 50*	7	30
20 - 100	12	75
10 - 180 (Standard)	30	90
50 - 250	45	130
80 - 300	50	150

* = For setting less than 70 Bar Q = 12 l/m



DUAL CROSS RELIEF VALVE FLANGEABLE ON SAMHYDRAULIK MOTORS AG - AR

www.flowfitonline.com
TECH. DATA SHEET
CV51



USE AND OPERATION

Made up by 2 relief valves with crossed tank, this valve is used to block pressure to a certain setting in the 2 ports of an actuator/hydraulic motor. It's ideal to provide protection against sudden shock pressures and to adjust different pressures in the 2 ports of a hydraulic circuit as well. Direct flange is ideal for Samhydraulic motors type AG - AR and provides a maximum safety, very low pressure drops and solid installation.

Body: Zinc-plated steel **Internal parts:** Hardened and ground steel, **Seals:** Buna N standard, **Poppet type:** minor leakage

Applications: Flange M1 and M2 directly to the motor and connect V1 and V2 to pressure flow.

ON REQUEST:

Different setting range available (See table below) Other settings available (CODE/T: please specify the desired setting). Brake unclaping (CODE/ SF)

CODE	TYPE	BSP PORTS	MAX FLOW L/MIN	MAX PRESSURE BAR	NETT. PRICE	
					£ STERLING	€ EUROS
V0455	VAU 1/2" AG - AR	1/2"	60	300	£51.48	€ 58.18
V0455/T	VAU 1/2" AG - AR PRESSURE PRESET	1/2"	60	300	£53.82	€ 60.81
V0455/V	VAU 1/2" AG - AR HANDKNOB	1/2"	60	300	£56.21	€ 63.52
V0455/P	VAU 1/2" AG - AR SEALING CAP	1/2"	60	300	£57.41	€ 64.87
V0455/SF	VAU 1/2" AG - AR SF/ BRAKE UNCLAPING	1/2"	60	300	£57.41	€ 64.87

BRACE UNCLAPING MEANS " A MECHANICAL FAIL SAFE BRAKE "

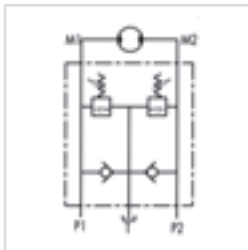
SPRINGS

SETTING RANGE BAR	PRESSURE INCREASE (BAR/TURN)	STANDARD SETTING BAR
10 - 50*	7	30
20 - 100	12	75
10 - 180 (Standard)	30	90
50 - 250	45	130
80 - 300	50	150

* = For setting less than 70 Bar Q = 12 l/m

DUAL CROSS RELIEF VALVES WITH ANTI-CAVITATION

www.flowfitonline.com
TECH. DATA SHEET
CV52



USE AND OPERATION

This valve is used to block pressure to a certain setting in the 2 ports of an hydraulic motor: when it reaches pressure setting, the valve opens allowing pressure relief in T. The relief valve provides overload protection in a fast and accurate way and Cavitation is avoided thanks to the check valve.

Body: Zinc-plated steel (VAUAC 1/2") and Aluminium VAUAC 3/4" **Internal parts:** Hardened and ground steel, **Seals:** Buna N standard, Poppet type: minor leakage

Applications: Flange M1 and M2 directly to the motor and connect P1 and P2 to pressure flow. Connect T to the tank. Mounting by the actuator is highly recommended in order to avoid pressure drops and get prompt duty.

On Request:

Different setting range available (See table below) Other settings available (CODE/T: please specify the desired setting).

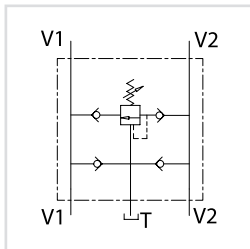
CODE	TYPE	BSP PORTS	MAX FLOW L/MIN	MAX PRESSURE BAR	NETT. PRICE	
					£ STERLING	€ EUROS
V0508	VAUAC 1/2"	1/2"	70	300	£120.73	€ 136.43
V0510	VAUAC 3/4"	3/4"	110	300	£187.94	€ 212.37
V0508/T	VAUAC 1/2" PRESSURE PRESET	1/2"	70	300	£123.11	€ 139.11
V0510/T	VAUAC 3/4" PRESSURE PRESET	3/4"	110	300	£189.64	€ 214.30
V0508/V	VAUAC 1/2" HANDKNOB	1/2"	70	300	£125.49	€ 141.81
V0510/V	VAUAC 3/4" HANDKNOB	3/4"	110	300	£119.79	€ 135.36
V0508/P	VAUAC 1/2" SEALING CAP	1/2"	70	300	£126.68	€ 143.15
V0510/P	VAUAC 3/4" SEALING CAP	3/4"	110	300	£193.24	€ 218.36

SPRINGS

SETTING RANGE BAR	PRESSURE INCREASE (BAR/TURN) Q = 4 L/M	STANDARD SETTING BAR
10 - 180 Standard	30	90
80 - 300	50	150
For VAUAC 3/4"		
20 - 200	40	160
50 - 400 Standard	80	180

DUAL CROSS RELIEF VALVE WITH ANTI-CAVITATION AND SINGLE ADJUSTMENT

www.flowfitonline.com
TECH. DATA SHEET
CV53



USE AND OPERATION:

This valve is used to block pressure to a certain setting in the 2 ports of both hydraulic motor and actuator. The 2 check valves provide overload protection and cavitation is avoid during the slowing down of the actuator.

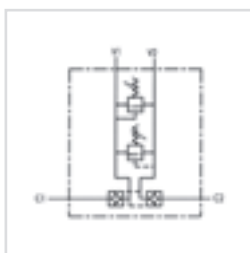
Body: zinc-plated steel, **Internal parts:** hardened and ground steel, **Seals:** BUNA N standard, **Tightness:** minor leakage

Applications: Connect V1 and V2 ports to the motor, the others V1 and V2 ports to the pressure flow and T to the tank. Mounting by the actuator is highly recommended in order to avoid pressure drops and get a prompt duty.

CODE	TYPE	BSP PORTS	MAX FLOW L/MIN	PRESSURE RANGE BAR	NETT. PRICE	
					£ STERLING	€ EUROS
V0508/RU	VAA/RU 1/2"	1/2"	60	50 - 300	£104.52	€ 118.10

DUAL CROSS RELIEF VALVES WITH PILOT CHECK VALVE

www.flowfitonline.com
TECH. DATA SHEET
CV54



USE AND OPERATION

Made up by 1 double pilot check valve together with one double cross relief valve, this valve enables to block the actuator in one position and to limit inlet pressure to the actuator.

Body: Zinc-plated steel **Internal parts:** Hardened and ground steel, **Seals:** Buna N standard, **Poppet type:** minor leakage

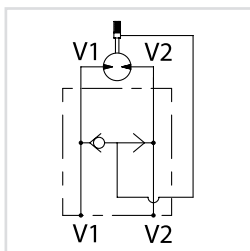
Applications: Connect V1 and V2 to the pressure flow and C1 and C2 to the actuator.

On Request: Other settings available (CODE/T: please specify the desired setting)

CODE	TYPE	BSP PORTS	MAX FLOW L/MIN	MAX PRESSURE BAR	NETT. PRICE	
					£ STERLING	€ EUROS
V444	VBAU 3/8"	3/8"	35	180	£95.17	€ 107.54
V444/T	VBAU 3/8" PRESSURE PRESET	3/8"	35	180	£97.55	€ 110.23
V444/V	VBAU 3/8" HANDKNOB	3/8"	35	180	£100.11	€ 113.12
V444/P	VBAU 3/8" SEALING CAP	3/8"	35	180	£101.30	€ 114.47

BRAKE UNCLAMPING VALVE, FLANGEABLE TO DANFOSS MOTORS OMP/OMR

www.flowfitonline.com
TECH. DATA SHEET
CV55



USE AND OPERATION:

This valve is used to unlock the motors hydraulic brake.

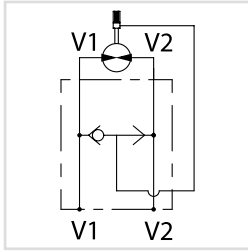
Body: zinc-plated steel, **Internal parts:** hardened and ground steel, **Seals:** BUNA N standard

Applications: Flange V1 and V2 to the motor, connect the other side of V1 and V2 to the pressure flow and connect the 1/4" port to the motor brake.

CODE	TYPE	BSP PORTS	MAX FLOW L/MIN	MAX PRESSURE BAR	NETT. PRICE	
					£ STERLING	€ EUROS
V0333	VSBF 1/2" OMP/OMR	1/2"	60	300	£35.98	€ 40.65

BRAKE UNCLAMPING VALVE, FLANGEABLE TO DANFOSS MOTORS OMS

www.flowfitonline.com
TECH. DATA SHEET
CV56



USE AND OPERATION:

This valve is used to unlock the motors hydraulic brake.

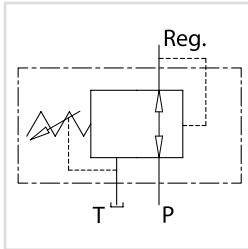
Body: zinc-plated steel, **Internal parts:** hardened and ground steel, **Seals:** BUNA N standard

Applications: Flange V1 and V2 to the motor, connect the other side of V1 and V2 to the pressure flow and connect the 1/4" port to the motor brake.

CODE	TYPE	BSP PORTS	MAX FLOW L/MIN	MAX PRESSURE BAR	NETT. PRICE	
					£ STERLING	€ EUROS
V0334	VSBF 1/2" OMS	1/2"	40	300	£34.83	€ 39.36

PRESSURE REDUCING VALVE, DIRECT ACTING POPPET

www.flowfitonline.com
TECH. DATA SHEET
CV57



USE AND OPERATION:

This valve allows to preserve constant the pressure downstream, regardless of the upstream pressure.

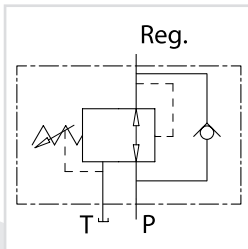
Body: zinc-plated steel, **Internal parts:** hardened and ground steel, **Seals:** BUNA N standard, **Tightness:** 70 cc/min (350 Bar to port P)

Applications: Connect P to the main circuit, the port Reg. to the circuit where you want to reduce pressure and port T to the tank.

CODE	TYPE	BSP PORTS	MAX FLOW L/MIN	MAX PRESSURE BAR	NETT. PRICE	
					£ STERLING	€ EUROS
V0704/000	VRP 3/8"	3/8"	30	350	£88.23	€ 99.70
V0706/000	VRP 1/2"	1/2"	30	350	£89.35	€ 100.96

DIRECT ACTING REDUCING VALVE WITH CHECK VALVE

www.flowfitonline.com
TECH. DATA SHEET
CV58



USE AND OPERATION:

This valve allows to preserve constant the pressure downstream, regardless of the upstream pressure. The check valve allows the free return of the oil.

Body: zinc-plated steel, **Internal parts:** hardened and ground steel, **Seals:** BUNA N standard, **Tightness:** 70 cc/min (350 Bar to port P)

Applications: Connect P to the main circuit, the port Reg. to the circuit where you want to reduce pressure and port T to the tank.

CODE	TYPE	BSP PORTS	MAX FLOW L/MIN	MAX PRESSURE BAR	NETT. PRICE	
					£ STERLING	€ EUROS
V0705/000	VRPRL 3/8"	3/8"	30	350	£125.89	€ 142.25
V0707/000	VRPRL 1/2"	1/2"	30	350	£127.55	€ 144.13

CHECK VALVES



CHECK VALVES



USE AND OPERATION

In the check valve flow is free in one direction and blocked in the reverse one.

Body: Zinc-plated steel **Internal parts:** Hardened and ground steel,

Seals: Buna N standard, **Poppet type:** No leakage

Applications: Connect V to the pressure flow and C to the actuator. Flow is free from V to C and blocked in the reverse direction.

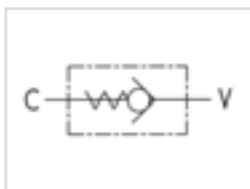
On Request:

Different cracking pressures: 1-3-5-8 Bar (Please specify the desired cracking pressure in the product description). Set valve is used to keep a hydraulic system under pressure.

www.flowfitonline.com
TECH. DATA SHEET
CV59

CODE	TYPE	BSP PORTS	MAX FLOW L/MIN	MAX PRESSURE BAR	CRACKING PRESSURE BAR	NETT. PRICE	
						£ STERLING	€ EUROS
V0592	VU 1/8"	1/8"	3	350	+ 0.4 / 0.7	£11.07	€ 12.51
V0590	VU 1/4"	1/4"	20	350	+ 0.4 / 0.7	£5.31	€ 6.00
V0600	VU 3/8"	3/8"	45	350	+ 0.4 / 0.7	£5.70	€ 6.44
V0610	VU 1/2"	1/2"	70	350	+ 0.4 / 0.7	£7.89	€ 8.91
V0620	VU 3/4"	3/4"	110	350	+ 0.4 / 0.7	£11.61	€ 13.12
V0630	VU 1"	1"	160	350	+ 0.4 / 0.7	£13.73	€ 15.51
V0631	VU 1 1/4"	1 1/4"	200	350	+ 0.4 / 0.7	£34.62	€ 39.12
V0632	VU 1 1/2"	1 1/2"	300	350	+ 0.4 / 0.7	£50.54	€ 57.11

INTEGRATED CHECK VALVES



USE AND OPERATION

In the check valve flow is free in one direction and blocked in the reverse one. Small dimensions and their insert configuration makes these valves ideal for installation into custom designed hydraulic integrated circuit.

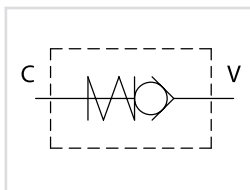
Body: Zinc-plated steel. **Exterior Tightness:** Through O-Ring seal.

Applications: Screw the valve keeping into consideration that flow is free from V to C.

www.flowfitonline.com
TECH. DATA SHEET
CV60

CODE	TYPE	BSP PORTS	MAX FLOW L/MIN	MAX PRESSURE BAR	CRACKING PRESSURE BAR	NETT. PRICE	
						£ STERLING	€ EUROS
V0591	VUI 1/4"	1/4"	20	350	0.5	£10.83	€ 12.24
V0601	VUI 3/8"	3/8"	30	350	0.5	£12.31	€ 13.91
V0611	VUI 1/2"	1/2"	50	350	0.5	£15.64	€ 17.67
V0621	VUI 3/4"	3/4"	80	350	0.5	£18.44	€ 20.84

MALE CHECK VALVES



USE AND OPERATION:

In the check valves flow is free in one direction and blocked in the reverse one.

Body: zinc-plated steel, **Internal parts:** Hardened and ground steel,

Poppet type: any leakage

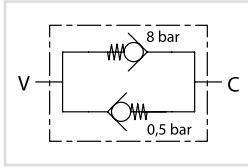
Applications: Connect the port V to the pressure flow and the port C to the actuator. Flow is free from V to C and blocked in the reverse direction.

www.flowfitonline.com
TECH. DATA SHEET
CV61

CODE	TYPE	BSP PORTS	MAX FLOW L/MIN	MAX PRESSURE BAR	NETT. PRICE	
					£ STERLING	€ EUROS
V0594/	VU MM 1/4"	1/4"	8	350	£11.13	€ 12.58
V0604/	VU MM 3/8"	3/8"	20	350	£12.16	€ 13.74
V0614/	VU MM 1/2"	1/2"	50	350	£13.39	€ 15.13
V0624/	VU MM 3/4"	3/4"	90	350	£21.24	€ 24.00
V0634/	VU MM 1"	1"	90	320	£31.47	€ 35.56
V0637/	VU MM 1"1/4	1"1/4	250	320	£55.84	€ 63.10
V0638/	VU MM 1"1/2	1"1/2	300	320	£74.18	€ 83.82
V0639/	VU MM 2"	2"	650	320	£92.83	€ 104.90

BIDIRECTIONAL CHECK VALVE

www.flowfitonline.com
TECH. DATA SHEET
CV62



USE AND OPERATION:

In the bidirectional check valves flow is controlled in both directions. They are mainly used on presses holding the cylinder and allowing manual movement over 8 Bar in case of emergency.

Body: zinc plated steel, **Internal parts:** hardened and ground steel

Applications: Connect V or C to the pressure flow according to the adjustment to be obtain.

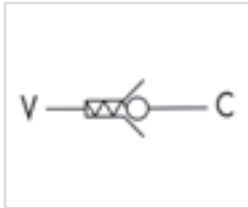
CODE	TYPE	BSP PORTS	MAX FLOW L/MIN	MAX PRESSURE BAR	CRACKING PRESSURE V-C BAR	CRACKING PRESSURE C-V BAR	NETT. PRICE	
							£ STERLING	€ EUROS
V0606	VRC 3/8"	3/8"	35	350	00,4 / 0,75	8	£49.46	€ 55.89
V0616	VRC 1/2"	1/2"	55	350	0,4 / 0,7	8	£51.70	€ 58.42

HOSE BURST VALVES



HOSE BURST VALVES CARTRIDGE

www.flowfitonline.com
TECH. DATA SHEET
CV63



USE AND OPERATION

These valves are used to prevent uncontrolled decent of a load in case of hose failure. When it exceeds the setting (reaction flow), the valve blocks the flow.

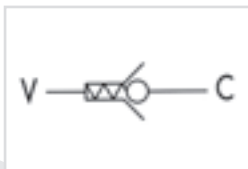
Body: Steel, burnished.

Applications: Screw in the valve connecting V to the pressure flow and C to the actuator. Being used with a flow control valve is recommended. system). Hole on the flat (CODE/F, please specify the hole dimension) for a slow load decent with closed valve. Also available with male-female or female-female body for inline mounting.

CODE	TYPE	BSP PORTS	MAX FLOW L/MIN	MAX PRESSURE BAR	NETT. PRICE	
					£ STERLING	€ EUROS
V0770	VUBA 1/4"	1/4"	25	350	£4.52	€ 5.10
V0780	VUBA 3/8"	3/8"	50	350	£4.52	€ 5.10
V0790	VUBA 1/2"	1/2"	80	350	£4.52	€ 5.10
V0800	VUBA 3/4"	3/4"	140	350	£8.83	€ 7.71
V0810	VUBA 1"	1"	180	350	£12.76	€ 14.42
V0770/F	VUBA 1/4" WITH HOLE	1/4"	25	350	£9.12	€ 10.30
V0780/F	VUBA 3/8" WITH HOLE	3/8"	50	350	£9.35	€ 10.56
V0790/F	VUBA 1/2" WITH HOLE	1/2"	80	350	£10.81	€ 12.22
V0800/F	VUBA 3/4" WITH HOLE	3/4"	140	350	£13.67	€ 15.45
V0810/F	VUBA 1" WITH HOLE	1"	180	350	£20.60	€ 23.27

HOSE BURST VALVES CARTRIDGE WITH FEMALE/FEMALE THREADED BODY

www.flowfitonline.com
TECH. DATA SHEET
CV64



CODE	TYPE	BSP PORTS	MAX FLOW L/MIN	MAX PRESSURE BAR	NETT. PRICE	
					£ STERLING	€ EUROS
V0771	VUBA 1/4" MFF	1/4"	25	350	£7.00	€ 7.91
V0781	VUBA 3/8" MFF	3/8"	50	350	£7.11	€ 8.04
V0791	VUBA 1/2" MFF	1/2"	80	350	£8.44	€ 9.53
V0801	VUBA 3/4" MFF	3/4"	140	350	£12.07	€ 13.64
V0811	VUBA 1" MFF	1"	180	350	£23.95	€ 27.06
V0771/F	VUBA 1/4" MFF/ WITH HOLE	1/4"	25	350	£11.72	€ 13.25
V0781/F	VUBA 3/8" MFF/ WITH HOLE	3/8"	50	350	£12.50	€ 14.12
V0791/F	VUBA 1/2" MFF/ WITH HOLE	1/2"	80	350	£15.47	€ 17.48
V0801/F	VUBA 3/4" MFF/ WITH HOLE	3/4"	140	350	£18.63	€ 21.06
V0811/F	VUBA 1" MFF/ WITH HOLE	1"	180	350	£27.78	€ 31.39

HOSE BURST VALVES CARTRIDGE WITH MALE/FEMALE THREADED BODY

www.flowfitonline.com
TECH. DATA SHEET
CV65



CODE	TYPE	BSP PORTS	MAX FLOW L/MIN	MAX PRESSURE BAR	NETT. PRICE	
					£ STERLING	€ EUROS
V0772	VUBA 1/4" MMF	1/4"	25	350	£6.59	€ 7.45
V0782	VUBA 3/8" MMF	3/8"	50	350	£6.71	€ 7.58
V0792	VUBA 1/2" MMF	1/2"	80	350	£7.97	€ 9.01
V0802	VUBA 3/4" MMF	3/4"	140	350	£11.30	€ 12.77
V0812	VUBA 1" MMF	1"	180	350	£22.61	€ 25.55
V0772/F	VUBA 1/4" MMF/ WITH HOLE	1/4"			£11.72	€ 13.25
V0782/F	VUBA 3/8" MMF/ WITH HOLE	3/8"			£12.50	€ 14.12
V0792/F	VUBA 1/2" MMF/ WITH HOLE	1/2"			£14.62	€ 16.52
V0802/F	VUBA 3/4" MMF/ WITH HOLE	3/4"			£17.60	€ 19.88
V0812/F	VUBA 1" MMF/ WITH HOLE	1"			£26.24	€ 29.65

BODY ONLY - MALE/FEMALE OR FEMALE/FEMALE

www.flowfitonline.com
TECH. DATA SHEET
CV66



MMF

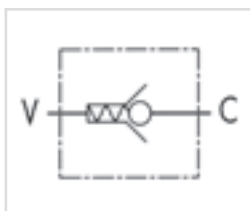


MFF

CODE	TYPE	BSP PORTS	NETT. PRICE	
			£ STERLING	€ EUROS
MFF 1/4"	BODY FEMALE/FEMALE 1/4"	1/4"	£2.46	€ 2.78
MFF 3/8"	BODY FEMALE/FEMALE 3/8"	3/8"	£2.98	€ 3.37
MFF 1/2"	BODY FEMALE/FEMALE 1/2"	1/2"	£4.46	€ 5.04
MFF 3/4"	BODY FEMALE/FEMALE 3/4"	3/4"	£4.71	€ 5.32
MFF 1"	BODY FEMALE/FEMALE 1"	1"	£6.81	€ 7.69
MMF 1/4"	BODY MALE/FEMALE 1/4"	1/4"	£2.46	€ 2.78
MMF 3/8"	BODY MALE/FEMALE 3/8"	3/8"	£2.98	€ 3.37
MMF 1/2"	BODY MALE/FEMALE 1/2"	1/2"	£4.46	€ 5.04
MMF 3/4"	BODY MALE/FEMALE 3/4"	3/4"	£4.71	€ 5.32
MMF 1"	BODY MALE/FEMALE 1"	1"	£6.81	€ 7.69

HOSE BURST VALVE WITH EXTERNAL ADJUSTMENT

www.flowfitonline.com
TECH. DATA SHEET
CV67



USE AND OPERATION

These valves are used to prevent uncontrolled descent of a load in case of hose failure. When it exceeds the setting (reaction flow), the valve blocks the flow. Unlike the standard hose burst valve, it enables external flow adjustment through the knob.

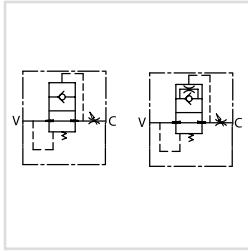
Body: Zinc-plated steel. **Internal Components:** Hardened and ground steel. **Tightness:** Ball type.

Applications: Connect V to the pressure flow and C to the actuator. To adjust flow (1 turn = 15 litre), keep the nut on the valve to prevent oil leakage.

CODE	TYPE	BSP PORTS	MAX FLOW L/MIN	MAX PRESSURE BAR	NETT. PRICE	
					£ STERLING	€ EUROS
V0785	VUB 3/8"	3/8"	40	300	£15.79	€ 17.85
V0795	VUB 1/2"	1/2"	70	300	£16.42	€ 18.55

DIN ADJUSTABLE HOSE BURST VALVE

www.flowfitonline.com
TECH. DATA SHEET
CV68



USE AND OPERATION:

These valves are used to prevent uncontrolled descent of a load in case of hose failure. When it exceeds the valve setting (reaction flow), the valve block the flow.

Body: zinc-plated steel, **Flat:** burnished steel

Applications: Screw in the valve connecting V to the pressure flow and C to the actuator. The use together with a flow control valve is recommended.

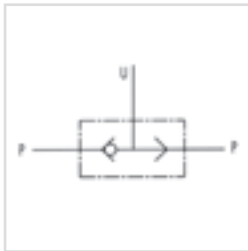
ON REQUEST:

- Preset hose bursts available (the reaction flow should be set 1,5 times the rate flow of the system). Please specify flow (lt/min) or distance S (mm) from the flat to the valve
- Hole on the flat (CODE/F, please specify hole dimension) for a slow load descent with closed valve

CODE	TYPE	BSP PORTS	MAX FLOW L/MIN	MAX PRESSURE BAR	NETT. PRICE	
					£ STERLING	€ EUROS
V0784	VUBA 3/8" DIN T10L	3/8"	50	350	£7.66	€ 8.66
V0786	VUBA 3/8" DIN T12L	3/8"	50	350	£7.66	€ 8.66
V0787	VUBA 3/8" DIN T15L	3/8"	50	350	£7.66	€ 8.66
V0794	VUBA 1/2" DIN T15L	1/2"	80	350	£8.08	€ 9.13

SHUTTLE VALVES

www.flowfitonline.com
TECH. DATA SHEET
CV69



USE AND OPERATION

This valve is used to select higher pressure between two pressure lines.

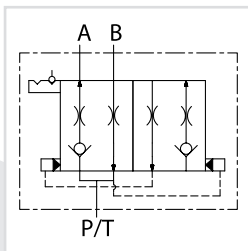
Body: Zinc-plated steel. **Seal:** BUNA N. **Tightness:** Ball type.

Applications: Connect ports P to the 2 lines to select and U to the line to feed.

CODE	TYPE	BSP PORTS	MAX FLOW L/MIN	MAX PRESSURE BAR	NETT. PRICE	
					£ STERLING	€ EUROS
V0666	VU2P 1/4"	1/4"	30	450	£12.40	€ 14.01
V0668	VU2P 3/8"	3/8"	45	450	£13.80	€ 15.60
V0670	VU2P 1/2"	1/2"	70	450	£15.97	€ 18.05
V0680	VU2P 3/4"	3/4"	110	350	£32.22	€ 36.41
V0685	VU2P 1"	1"	150	300	£78.77	€ 89.01

VALVE FOR DRILL

www.flowfitonline.com
TECH. DATA SHEET
CV70



USE AND OPERATION:

This type of valve is used on drills to handle the row marker. It allows the automatic ascent/descent inversion of single and double effect actuators, loading and unloading the port P/T.

Body: zinc-plated steel, **Internal parts:** hardened and ground steel, **Seals:** BUNA N standard, **Tightness:** minor leakage

Applications: Connect P/T to the power and A and B to the actuator.

ON REQUEST: The valve can be supplied with:

- 1/4" female adaptation
- Fitting for DIN 12L hose connection

CODE	TYPE	MAX FLOW L/MIN	NETT. PRICE	
			£ STERLING	€ EUROS
V1450	VDFS 3/4" – 16 UNF	350	£119.12	€ 134.61

FLOW REGULATOR VALVES



BARREL FLOW CONTROL VALVES WITH CHECK

www.flowfitonline.com
TECH. DATA SHEET
CV71



USE AND OPERATION

This valve is used to adjust flow speed of actuators in one direction; flow is free in reverse one. As pressure compensation is not provided, flow adjustment depends on pressure and oil viscosity.

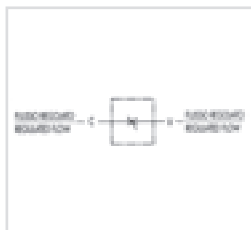
Body: Zinc-plated steel **Internal parts:** Hardened and ground steel, **Seals:** Buna N standard, **Tightness:** By diameter combination. Minor leakage with closed valve.

Applications: Connect V to the pressure flow and C to the actuator to set. The flow is adjusted from C to V and free in the reverse direction. When used on actuator with double pilot check valve, VRF has to be mounted between the actuator and the double pilot check valve. Flow adjustment is made by rotating the coupling: by clockwise rotation flow increases and vice versa. Once the flow has been set, lock the nut in order to keep the desired settings, even case of vibrations.

CODE	TYPE	PORT SIZE	MAX FLOW L/MIN	MAX PRESSURE BAR	CRACKING PRESSURE BAR	NETT. PRICE	
						£ STERLING	€ EUROS
V0540	VRF 1/4"	1/4"	20	300	0.5	£15.48	€ 17.49
V0550	VRF 3/8"	3/8"	45	300	0.5	£17.49	€ 19.76
V0560	VRF 1/2"	1/2"	70	300	0.5	£22.39	€ 25.30
V0570	VRF 3/4"	3/4"	110	250	0.5	£32.63	€ 36.87
V0580	VRF 1"	1"	160	250	0.5	£49.31	€ 55.72
V0578	VRF 1 1/4"	1 1/4" BSP	210	230	0.5	£200.13	€ 226.15
V0579	VRF 1 1/2"	1 1/2" BSP	280	230	0.5	£248.80	€ 281.14

BARREL FLOW CONTROL VALVES NO CHECK

www.flowfitonline.com
TECH. DATA SHEET
CV72



USE AND OPERATION

This valve is used to adjust flow speed of actuators in both directions.

As pressure compensation is not provided, flow adjustment depends on pressure and oil viscosity.

Body: Zinc-plated steel **Internal parts:** Hardened and ground steel, **Seals:** Buna N standard, **Tightness:** By diameter combination. Minor leakage with closed valve.

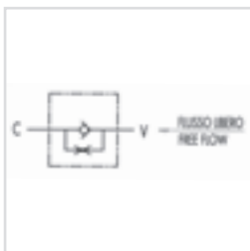
Applications: Connect V to the pressure flow and C to the actuator to set; when used on an actuator with double pilot check, VRB has to be mounted between the actuator and the double pilot check valve. Flow adjustment is made by rotating the coupling: by clockwise rotation flow increases and vice versa. Once the flow has been set, lock the nut in order to keep the desired settings even in case of vibrations.

CODE	TYPE	BSP PORTS	MAX FLOW L/MIN	MAX PRESSURE BAR	NETT. PRICE	
					£ STERLING	€ EUROS
V0545	VRB 1/4"	1/4"	20	300	£13.56	€ 15.32
V0555	VRB 3/8"	3/8"	45	300	£14.13	€ 15.97
V0565	VRB 1/2"	1/2"	70	300	£16.85	€ 19.05
V0575	VRB 3/4"	3/4"	110	250	£33.59	€ 37.96
V0585	VRB 1"	1"	160	250	£59.81	€ 67.58



FIXED SETTING THROTTLE CHECK VALVES

www.flowfitonline.com
TECH. DATA SHEET
CV73



USE AND OPERATION

Flow is free in one direction and fixed in the reverse one. Flow is fixed as flow adjustment depends on the throttling hole diameter.

Body: Zinc-plated steel **Internal parts:** Hardened and ground steel, **Seals:** Buna N standard, **Poppet type:** Standard

Applications: Connect V to the pressure flow and C to the actuator. Flow is free from V to C and fixed in the reverse one. Throttling is obtained through one or two calibrated holes, the diameter of which has to be specified in the order.

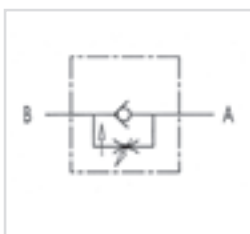
On Request:

Other settings available: 1-3-5-8 Bar (please specify in the description the desired setting).

CODE	TYPE	BSP PORTS	MAX FLOW L/MIN	MAX PRESSURE BAR	CRACKING PRESSURE BAR	NETT. PRICE	
						£ STERLING	€ EUROS
V0590/1F	VUSF 1/4" WITH 1 HOLE	1/4"	20	350	+ 0.4 / 0.7	£6.46	€ 7.29
V0600/1F	VUSF 3/8" WITH 1 HOLE	3/8"	45	350	+ 0.4 / 0.7	£6.99	€ 7.89
V0610/1F	VUSF 1/2" WITH 1 HOLE	1/2"	70	350	+ 0.4 / 0.7	£9.40	€ 10.62
V0620/1F	VUSF 3/4" WITH 1 HOLE	3/4"	110	350	+ 0.4 / 0.7	£13.59	€ 15.36
V0630/1F	VUSF 1" WITH 1 HOLE	1"	160	350	+ 0.4 / 0.7	£15.89	€ 17.96
V0631/1F	VUSF 1 1/4" WITH 1 HOLE	1 1/4"	200	350	1	£55.08	€ 62.24
V0632/1F	VUSF 1 1/2" WITH 1 HOLE	1 1/2"	300	350	1	£74.17	€ 83.81
V0590/2F	VUSF 1/4" WITH 2 HOLES	1/4"	20	350	+ 0.4 / 0.7	£6.61	€ 7.47
V0600/2F	VUSF 3/8" WITH 2 HOLES	3/8"	45	350	+ 0.4 / 0.7	£7.22	€ 8.16
V0610/2F	VUSF 1/2" WITH 2 HOLES	1/2"	70	350	+ 0.4 / 0.7	£9.60	€ 10.85
V0620/2F	VUSF 3/4" WITH 2 HOLES	3/4"	110	350	+ 0.4 / 0.7	£13.96	€ 15.78
V0630/2F	VUSF 1" WITH 2 HOLES	1"	160	350	+ 0.4 / 0.7	£16.41	€ 18.54
V0631/2F	VUSF 1 1/4" WITH 2 HOLES	1 1/4"	200	350	1	£56.69	€ 64.06
V0632/2F	VUSF 1 1/2" WITH 2 HOLES	1 1/2"	300	350	1	£76.33	€ 86.25

90° PRESSURE COMPENSATED 90° FLOW REGULATOR VALVES

www.flowfitonline.com
TECH. DATA SHEET
CV74



USE AND OPERATION

This valve is used to adjust flow speed of actuators in one direction; flow is free in the reverse one. The internal compensation system allows to keep a constant speed even when the load varies. High adjustment sensitivity.

Body: Zinc-plated steel **Internal parts:** Hardened and ground steel, **Seals:** Buna N standard, **Tightness:** Needle type

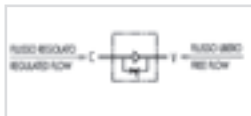
Applications: Connect A to the pressure flow and B to the actuator to set; flow is adjusted from B to A and is free in the reverse direction. Flow adjustment is made by rotating the plastic hand knob after loosening the side locking screw. This particular configuration allows an accurate and sensitive adjustment.

CODE	TYPE	BSP PORTS	MAX FLOW FROM A TO B L/MIN	MAX FLOW FROM B TO A L/MIN	MAX PRESSURE BAR	NETT. PRICE	
						£ STERLING	€ EUROS
V0581/C	VRFU 90° 1/4" PCFCV	1/4"	15	25	250	£49.31	€ 55.72
V0582/C	VRFU 90° 3/8" PCFCV	3/8"	15	25	250	£50.06	€ 56.57
V0583/C	VRFU 90° 1/2" PCFCV	1/2"	30	45	250	£75.86	€ 85.73



FLOW REGULATOR VALVES WITH CHECK

www.flowfitonline.com
TECH. DATA SHEET
CV75



USE AND OPERATION

This valve is used to adjust flow speed of actuators in one direction; flow is free in the reverse one. As pressure compensation is not provided, flow adjustment depends on pressure and fluid viscosity. High adjustment sensitivity.

Body: Zinc-plated steel **Internal parts:** Hardened and ground steel. **Seals:** Buna N standard, **Tightness:** Needle type, Minor leakage with closed valve.

Applications: Connect V to the pressure flow and C to the actuator to set; flow is adjusted from C to V and is free in the reverse direction. When used on actuator with double pilot check valve, VRFU has to be mounted between the actuator and the double pilot check valve. Flow adjustment is made by rotating the aluminium hand knob after loosening the side locking screw. This configuration allows an accurate and sensitive adjustment.

CODE	TYPE	BSP PORTS	MAX FLOW L/MIN	MAX PRESSURE BAR	CRACKING PRESSURE BAR	NETT. PRICE	
						£ STERLING	€ EUROS
V0581	VRFU 1/4"	1/4"	15	350	0.5	£21.87	€ 24.71
V0582	VRFU 3/8"	3/8"	30	350	0.5	£24.49	€ 27.67
V0583	VRFU 1/2"	1/2"	50	350	0.5	£30.76	€ 34.76
V0588	VRFU 3/4"	3/4"	60	280	0.5	£55.81	€ 63.06
V0576	VRFU 1"	1"	80	250	0.5	£90.90	€ 102.71

CODE	DESCRIPTION	NETT. PRICE	
		£ STERLING	€ EUROS
DAD090	Locking Nut to suit V0581/V0582/V0583	£2.27	€ 2.56

FLOW CONTROL VALVES WITHOUT CHECK

www.flowfitonline.com
TECH. DATA SHEET
CV76



USE AND OPERATION

This valve is used to adjust flow speed of actuators in both directions. As pressure compensation is not provided, flow adjustment depends on pressure and fluid viscosity. High adjustment sensitivity.

Body: Zinc-plated steel **Internal parts:** Hardened and ground steel, **Seals:** Buna N standard, **Tightness:** Needle type, Minor leakage with closed valve.

Applications: Connect a port to the pressure. Flow will be adjusted in the other one. When used on actuator with double pilot check valve, VRFB has to be mounted between the actuator and the double pilot check valve. Flow adjustment is made by rotating the aluminium hand knob after loosening the side locking screw. This particular configuration allows an accurate and sensitive adjustment.

CODE	TYPE	BSP PORTS	MAX FLOW L/MIN	MAX PRESSURE BAR	NETT. PRICE	
					£ STERLING	€ EUROS
V0584	VRFB 1/4"	1/4"	15	350	£16.62	€ 18.78
V0586	VRFB 3/8"	3/8"	30	350	£22.31	€ 25.21
V0587	VRFB 1/2"	1/2"	50	350	£24.08	€ 27.21
V0589	VRFB 3/4"	3/4"	80	280	£45.57	€ 51.49
V0577	VRFB 1"	1"	80	250	£95.39	€ 107.79

CODE	DESCRIPTION	NETT. PRICE	
		£ STERLING	€ EUROS
DAD090	Locking Nut to suit V0584/86/87/89	£2.27	€ 2.56

HYDRAULIC 3 PORT PRESSURE COMPENSATED ADJUSTABLE FLOW CONTROL

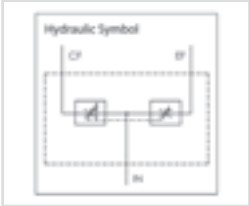
www.flowfitonline.com
TECH. DATA SHEET
CV77



The Flowfit hydraulic 3 port adjustable flow control valve will start or stop a hydraulic cylinder or hydraulic motor and vary speed over a wide range. Once the flow control lever has been positioned a constant speed will be maintained.

Excess flow is returned to tank or used to power another function via port 'ef'.
In = input flow, cf = controlled flow and ef = excess flow

The flow control valve is pressure compensated to maintain a constant output flow despite pressure changes on the controlled flow or excess flow line or load variations.



SPECIFICATIONS

- 3000 Psi Max Operating Pressure
- Max Flow Capacity: 30gpm / 114l/Min
- Side Port Configuration
- Once Set, Maintains Constant Speed Regardless Of Load Variation
- Excess Flow Is Returned To Tank Or Used To Power Another Function
- All Ports 3/4" Bsp
- Plugging 'Ef' Excess Flow Port Allows Use With Pressure Compensated Pumps
- Both Outlets Are Pressure Compensated

PART NUMBER	DESCRIPTION	PORT SIZE	FLOW RANGE	NETT. PRICE	
				£ STERLING	€ EUROS
ZZ005422	3/4" 3 PORT FLOW CONTROL	3/4" BSP	0-30 GPM	£62.49	€ 70.61

HYDRAULIC 3 PORT PRESSURE COMPENSATED ADJUSTABLE FLOW CONTROL C/W RELIEF VALVE

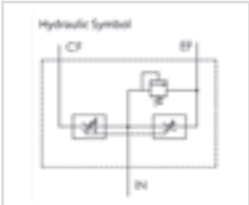
www.flowfitonline.com
TECH. DATA SHEET
CV78



The Flowfit hydraulic 3 port adjustable flow control valve will start or stop a hydraulic cylinder or hydraulic motor and vary speed over a wide range. Once the flow control lever has been positioned a constant speed will be maintained.

Excess flow is returned to tank only via port 'ef'.
In = input flow, cf = controlled flow and ef = excess flow

The flow control valve is pressure compensated to maintain a constant output flow despite pressure changes on the controlled flow 'CF' port.



SPECIFICATIONS

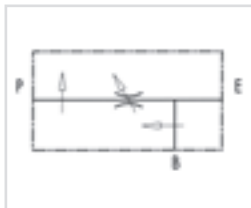

- 3000 Psi Max Operating Pressure
- Max Flow Capacity: 30gpm / 114l/Min
- Side Port Configuration
- Once Set, Maintains Constant Speed Regardless Of Load Variation
- Excess Flow Is Returned To Tank Only
- All Ports 3/4" Bsp
- Plugging 'Ef' Excess Flow Port Allows Use With Pressure Compensated Pumps
- Adjustable Relief Preset At 2500psi
- Relief Valve Adjustable 1000 To 3000psi

PART NUMBER	DESCRIPTION	PORT SIZE	FLOW RANGE	NETT. PRICE	
				£ STERLING	€ EUROS
ZZ005423	3/4" 3 PORT FLOW CONTROL C/W RV	3/4" BSP	0-30 GPM	£62.49	€ 70.61



3 PORT FLOW CONTROL VALVE WITH ONGOING PRESSURE LINE

www.flowfitonline.com
TECH. DATA SHEET
CV79



USE AND OPERATION

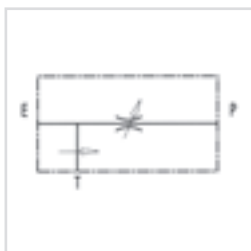
This valve enables to keep "P" flow constant to a certain setting, independently of the required pressure or the inlet flow of the valve. Exceeded flow is drained in "B" and it is available for a second use. Also port "B" is insensitive to pressure changes, but not to flow changes.

Body: Zinc-plated steel **Internal parts:** Hardened and ground steel, **Seals:** Buna N standard, **Tightness:** By diameter combination. Minor leakage (few drops per minute) is needed. Connect B to the tank or to a second actuator. To adjust inlet pressure in P screw in or out, hand wheel, after loosening the locknut.

CODE	TYPE	BSP PORTS	MAX FLOW L/MIN	MAX ADJUSTED FLOW	MAX PRESSURE BAR	NETT. PRICE	
						£ STERLING	€ EUROS
V1060	VRP3 3/8"	3/8"	50	40	250	£95.59	€ 108.02
V1070	VRP3 1/2"	1/2"	85	60	250	£96.42	€ 108.95
V1080	VPR 3/4"	3/4"	150	90	210	£166.89	€ 188.58
V1090	VPR 1"	1"	250	150	210	£203.30	€ 229.73

3 PORT FLOW CONTROL VALVE WITH EXCESS BACK TO TANK

www.flowfitonline.com
TECH. DATA SHEET
CV80



USE AND OPERATION

This valve enables to keep "P" flow constant to a certain setting, independently of the required pressure or the inlet flow of the valve. Exceeded flow is drained directly in T (tank).

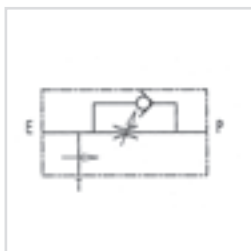
Body: Zinc-plated steel **Internal parts:** Hardened and ground steel, **Seals:** Buna N standard, **Tightness:** By diameter combination. Minor leakage (few drops per minute)

Applications: Connect E to the pressure and P to the line where flow adjustment is needed. Connect T to the tank. To adjust inlet pressure in P screw in or out, hand wheel, after loosening the locknut.

CODE	TYPE	PORT SIZE	MAX FLOW L/MIN	MAX ADJUSTED FLOW	MAX PRESSURE BAR	NETT. PRICE	
						£ STERLING	€ EUROS
V1110	RFP3 3/8"	3/8"	50	30	250	£84.46	€ 95.44
V1120	RFP 1/2"	1/2"	85	50	250	£89.17	€ 100.76
V9999	VCF.BC.3/2A06B	3/4"	150	90	210	£190.22	€ 214.95
V1130	RFP3 3/4"	3/4" BSP	120	100	350	£178.80	€ 202.04

3 PORT FLOW CONTROL VALVE WITH EXCESS TO TANK WITH CHECK VALVE

www.flowfitonline.com
TECH. DATA SHEET
CV81



USE AND OPERATION

This valve enables to keep "P" flow constant to a certain setting, independently of the required pressure or the inlet flow of the valve. Exceeded flow is drained directly in T (tank). The check valve allows those applications where we require the return of the free flow.

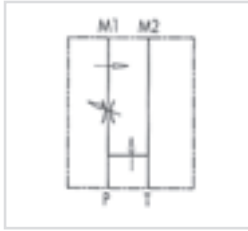
Body: Zinc-plated steel **Internal parts:** Hardened and ground steel, **Seals:** Buna N standard, **Tightness:** By diameter combination. Minor leakage (few drops per minute)

Applications: Connect E to the pressure and P to the line where flow adjustment is needed. Connect T to the tank. To adjust inlet pressure in P screw in or out, hand wheel, after loosening the locknut.

CODE	TYPE	BSP PORTS	MAX INLET FLOW L/MIN	MAX ADJUSTED FLOW L/MIN	MAX PRESSURE BAR	NETT. PRICE	
						£ STERLING	€ EUROS
V1110/VU	RFP3 3/8" c/VU	3/8"	50	30	350	£104.02	€ 117.54
V1120/VU	RFP3 1/2" c/VU	1/2"	85	50	350	£104.83	€ 118.46

3 PORT FLOW CONTROL VALVE EXCESS TO TANK FLANGEABLE ON DANFOSS MOTORS OMP/OMR

www.flowfitonline.com
TECH. DATA SHEET
CV82



USE AND OPERATION

This valve enables to keep "P" flow constant to a certain setting, independently of the required pressure or the inlet flow of the valve. Exceeded flow is drained directly in T (tank).

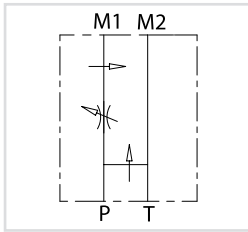
Body: zinc-plated steel, **Internal parts:** Hardened and ground steel, **Seals:** Buna N standard, **Tightness:** By diameter combination. Minor leakage (few drops per minute)

Applications: Connect M1 and M2 to the motor and P and T to the pressure.

PART NO.	TYPE	BSP PORTS	MAX INLET FLOW	MAX ADJUSTED FLOW	MAX PRESSURE (BAR)	NETT. PRICE	
						£ STERLING	€ EUROS
V1121	RFP3 1/2" OMP/OMR	1/2"	50 L/MIN	30 L/MIN	350	£94.49	€ 106.77

3 PORT FLOW CONTROL VALVE EXCESS TO TANK FLANGEABLE ON DANFOSS MOTORS OMS

www.flowfitonline.com
TECH. DATA SHEET
CV83



USE AND OPERATION:

This valve enables to keep "P" flow constant to a certain setting, independently of the required pressure or the inlet flow of the valve. Exceeded flow is drained directly in T (tank).

Body: zinc-plated steel, **Internal parts:** hardened and ground steel, **Seals:** BUNA N standard, **Tightness:** by diameter combination. Minor leakage (few drops per minute)

Applications: Connect M1 and M2 to the motor and P and T to the pressure.

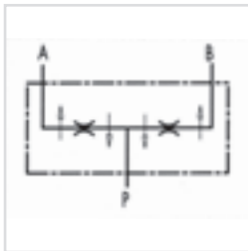
PART NO.	TYPE	BSP PORTS	MAX INLET FLOW	MAX ADJUSTED FLOW	MAX PRESSURE (BAR)	NETT. PRICE	
						£ STERLING	€ EUROS
V1122	RFP3 1/2" OMS	1/2"	50	30	350	£97.77	€ 110.49

FLOW DIVIDERS



2 WAY FLOW DIVIDER

www.flowfitonline.com
TECH. DATA SHEET
CV84



USE AND OPERATION

These valves allow the division of inlet flow into two equal parts (50/50) and they unify in the reverse direction, independently of any pressure changes and flow. These valves are used when two equal actuators, that are not mechanically coupled, supplied by the same pump and controlled by a single distributor, must move simultaneously both at input and output.

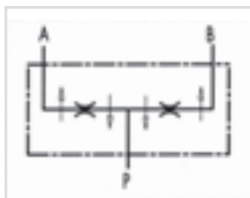
Body: cast iron / steel. **Internal Parts:** Hardened and ground steel. **Seals:** BUNA N standard and Teflon. **Tightness:** By diameter combination. Cylinder stroke error tolerance of 2%. Any synchronisation differences are compensated by the terminal position of the stroke.

Applications: Connect P to the pressure flow and A and B to the actuators.

CODE	TYPE	BSP PORTS	MIN. FLOW * L/MIN	MAX. FLOW * L/MIN	WORKING PRESS. BAR	PEAK PRESS. BAR	NETT. PRICE	
							£ STERLING	€ EUROS
V1001	V-EQ 8	3/8"	1	3	250	300	£157.30	€ 177.75
V1000	V-EQ 10	3/8"	3	6	250	300	£145.91	€ 164.88
V1002	V-EQ 15	3/8"	6	10	250	300	£145.91	€ 164.88
V1003	V-EQ 20	3/8"	10	20	250	300	£145.91	€ 164.88
V1004	V-EQ 22	3/8"	20	32	250	300	£145.91	€ 164.88
V1005	V-EQ 25	1/2"	25	40	250	300	£147.84	€ 167.06
V1006	V-EQ 30	1/2"	40	60	250	300	£147.84	€ 167.06
V1007	V-EQ 50	1/2"	60	80	250	300	£157.30	€ 177.75

* = Capacity values refers to input P

STEEL FLOW DIVIDERS



USE AND OPERATION

These valves allow the division of inlet flow into two equal parts (50/50) and they unify in the reverse direction, irrespective of any pressure differences and flow. These valves are used when two equal actuators, that are not mechanically coupled, supplied by the same pump and controlled by a single distributor, must move simultaneously both at input and output.

Body: Zinc plated steel. **Internal Parts:** Hardened and ground steel. **Seals:** BUNA N standard and Teflon.

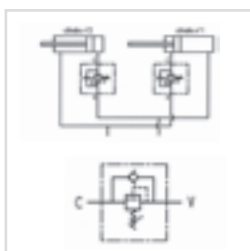
Tightness: By diameter combination. Minor leakage **Applications:** Connect P to the pressure flow and A and B to the actuators.

www.flowfitonline.com
TECH. DATA SHEET
CV85

CODE	TYPE	PORT SIZE		MAX FLOW L/MIN	WORKING PRESSURE BAR	PEAK PRESSURE BAR	NETT. PRICE	
		P	A+B				£ STERLING	€ EUROS
V1022	DFL6-10	3/8"	3/8"	10	250	300	£111.51	€ 126.01
V1023	DFL10-20	3/8"	3/8"	20	250	300	£111.51	€ 126.01
V1025	DFL25-40	1/2"	3/8"	40	250	300	£111.51	€ 126.01
V1020	DFL 1 - 3	3/8" BSP	3/8" BSP	3	250	300	£136.53	€ 154.28
V1021	DFL 3 - 6	3/8" BSP	3/8" BSP	6	250	300	£136.53	€ 154.28
V1024	DFL 20 - 32	3/8" BSP	3/8" BSP	32	250	300	£136.53	€ 154.28
V1026	DFL 40 - 60	1/2" BSP	3/8" BSP	60	250	300	£136.53	€ 154.28
V1027	DFL 60 - 80	1/2" BSP	3/8" BSP	80	250	300	£136.53	€ 154.28

SEQUENCE VALVES

DIRECT ACTING SEQUENCE VALVES



USE AND OPERATION

Sequence valve is used to feed 2 cylinders in sequence: it provides flow to the secondary circuit when a primary circuit function has been completed reaching the pressure setting. Return flow is free. It's ideal for circuit with low pressure on the secondary actuator as the pressure adds to it.

Body: Zinc-plated steel **Internal parts:** Hardened and ground steel, **Seals:** Buna N standard, **Tightness:** Minor leakage.

Applications: For use with 2 actuators, follow the mounting instructions indicated in the scheme. For different uses, mount the valve keeping consideration that, when the valve reaches the setting pressure, the flow goes from V towards C, whilst flow is free from C to V.

On Request:

Different setting range (see the table). Other settings available (CODE/T: please specify the desired setting)



www.flowfitonline.com
TECH. DATA SHEET
CV86

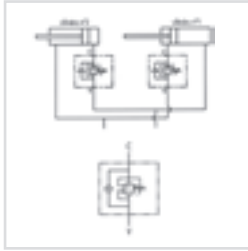
CODE	TYPE	BSP PORTS	MAX FLOW L/MIN	MAX PRESSURE BAR	NETT. PRICE	
					£ STERLING	€ EUROS
V0640	VS2C 3/8"	3/8"	35	350	£38.16	€ 43.12
V0660	VS2C 1/2"	1/2"	70	350	£38.16	€ 43.12
V0665	VS2C 3/4"	3/4"	110	350	£89.70	€ 101.36
V0640/T	VS2C 3/8" PRESSURE PRESET	3/8"	35	350	£35.64	€ 40.27
V0660/T	VS2C 1/2" PRESSURE PRESET	1/2"	70	350	£42.70	€ 48.25
V0665/T	VS2C 3/4" PRESSURE PRESET	3/4"	110	350	£90.88	€ 102.70
V0640/V	VS2C 3/8" HANDKNOB	3/8"	35	350	£36.84	€ 41.62
V0660/V	VS2C 1/2" HANDKNOB	1/2"	70	350	£43.97	€ 49.68
V0665/V	VS2C 3/4" HANDKNOB	3/4"	110	350	£92.10	€ 104.08
V0640/P	VS2C 3/8" SEALING CAP	3/8"	35	350	£37.45	€ 42.32
V0660/P	VS2C 1/2" SEALING CAP	1/2"	70	350	£44.58	€ 50.38
V0665/P	VS2C 3/4" SEALING CAP	3/4"	110	350	£92.69	€ 104.74

SPRINGS

SETTING RANGE BAR	PRESSURE INCREASE(BAR/TURN) Q = 4 L/M	STANDARD SETTING BAR
10 - 50*	7	30
20 - 100	12	75
10 - 180 (Standard)	30	90
50 - 250	45	130
80 - 300	50	150
SETTING RANGE BAR	PRESSURE INCREASE(BAR/TURN) Q = 4 L/M	STANDARD SETTING BAR
20-200	40	160
50-400 (Standard)	80	180

SEQUENCE VALVES

www.flowfitonline.com
TECH. DATA SHEET
CV87



USE AND OPERATION

Sequence valve is used to feed 2 cylinders in sequence: it provides flow to the secondary circuit when a primary circuit function has been completed reaching the pressure setting. Return flow is free. Being insensitive to back pressures, it allows to use the circuit pressure to control both the actuators.

Body: Zinc-plated steel **Internal parts:** Hardened and ground steel, **Seals:** Buna N standard, **Tightness:** Minor leakage.

Applications: For use with 2 actuators, follow the mounting instructions indicated in the scheme. For different uses, mount the valve keeping consideration that, when the valve reaches the setting pressure, the flow goes from V towards C, whilst flow is free from C to V.

On Request:

Different setting range (see the table). Other settings available (CODE/T: please specify the desired setting)

CODE	TYPE	PORT SIZE	MAX FLOW L/MIN	MAX PRESSURE BAR	NETT. PRICE	
					£ STERLING	€ EUROS
V0642	VSQAPP 3/8"	3/8"	35	250	£48.40	€ 54.69
V0662	VSQAPP 1/2"	1/2"	70	250	£56.38	€ 63.71
V0642/T	VSQAPP 3/8" PRESSURE PRESET	3/8"	35	250	£49.71	€ 56.18
V0662/T	VSQAPP 1/2" PRESSURE PRESET	1/2"	70	250	£57.73	€ 65.23
V0642/V	VSQAPP 3/8" HANDKNOB	3/8"	35	250	£50.95	€ 57.58
V0662/V	VSQAPP 1/2" HANDKNOB	1/2"	70	250	£58.97	€ 66.63
V0642/P	VSQAPP 3/8" SEALING CAP	3/8"	35	250	£51.58	€ 58.28
V0662/P	VSQAPP 1/2" SEALING CAP	1/2"	70	250	£59.55	€ 67.29
V0667	VSQAPP 3/4"	3/4" BSP	110	400	£145.62	€ 164.55

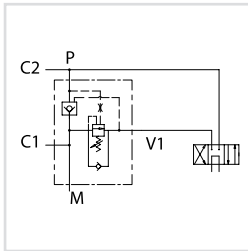
SPRINGS

SETTING RANGE BAR	PRESSURE INCREASE (BAR/TURN) Q = 4 L/M	STANDARD SETTING BAR
10 - 50*	7	30
20 - 100	12	75
10 - 180 (Standard)	30	90
50 - 250	45	130
80 - 300	50	150

* = For setting less than 70 Bar Q = 12 l/m

REGENERATIVE VALVE

www.flowfitonline.com
TECH. DATA SHEET
CV88



USE AND OPERATION:

This valve allows to recover the oil from the rod to port C1 and to send it to the bottom valve through the port P, adding it to the pump flow rate. When the pressure in the bottom valve of the cylinder achieves the setting value, oil from the rod is sent to the tank through port V1, restoring a non-regenerative system with maximum thrust. The exclusion pressure of the regenerative depends only on the pressure in the bottom valve of the cylinder.

Body: zinc-plated steel. **Internal parts:** hardened and ground steel. **Seals:** BUNA N standard. **Tightness:** minor leakage

Applications: Connect C1 to the cylinder stem, V1 to the pressure flow, P to the cylinder bottom valve and to the pressure flow at the same time, M to the manometer if there is.

CODE	TYPE	BSP PORTS	PILOT RATIO	MAX FLOW L/MIN	MAX PRESSURE BAR	NETT. PRICE	
						£ STERLING	€ EUROS
V1220	VRSP 1/2"	1/2"	1:4,5	60	60 - 350	£98.90	€ 111.75
V1230	VRSP 3/4"	3/4"	1:5,5	95	60 - 350	£126.99	€ 143.50

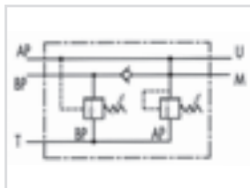



TWO PUMP "HI-LOW" UNLOADING VALVES



TWO PUMP "HI - LOW" UNLOADING VALVES

www.flowfitonline.com
TECH. DATA SHEET
CV89



USE AND OPERATION

This valve is used in a 2 parallel-working pumps circuit in order to release the excess of the higher flow pump to the tank when this gets the required pressure setting. Since this moment and on, the actuator works with the lower flow pump at higher pressure, consuming less energy.

Body: Zinc-plated steel **Internal parts:** Hardened and ground steel, **Seals:** Buna N standard, **Tightness:** Minor leakage.

Applications: Connect BP to the higher flow pump, AP to the lower flow pump, T to the tank, M to the eventual manometer and U as for necessity.

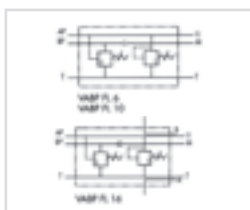
CODE	TYPE	BSP PORTS	MAX FLOW L/MIN			MAX PRESSURE BAR	NETT. PRICE	
			AP	BP	T		£ STERLING	€ EUROS
V0512	VABP 3/8"	3/8"	15	30	40	350	£123.82	€ 139.92
V0513	VABP 1/2"	1/2"	25	45	65	350	£170.86	€ 193.07
V0514	VABP 3/4"	3/4"	30	80	100	350	£176.53	€ 199.48

STANDARD SPRINGS

VALVE	BP (BAR)	AP (BAR)
VABP 3/8"	20-120	50-350
VABP 1/2"	20-120	50-350
VABP 3/4"	20-100	50-330

TWO PUMP "HI-LOW" UNLOADING VALVES FLANGEABLE (BASE NG6-NG10 AND NG16)

www.flowfitonline.com
TECH. DATA SHEET
CV90



USE AND OPERATION

This valve is used in a 2 parallel-working pumps circuit in order to release the excess of the higher flow pumps to the tank when this gets the required pressure setting. Since this moment and on, the actuator works with the lower flow pumps at higher pressure, consuming less energy. It is ideal for direct flange-mounting on solenoid valves.

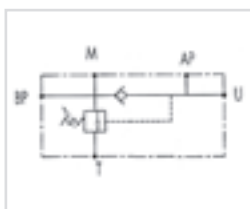
Body: Zinc-plated steel **Internal parts:** Hardened and ground steel, **Seals:** Buna N standard, **Tightness:** Minor leakage.

Applications: Fix the valve to the pressure flow by connecting BP to the higher flow pumps, AP to the lower flow pumps, T to the tank and M to the eventual manometer. Flange the solenoid valve to the VABP and connect A and B to the actuator.

CODE	TYPE	MAX FLOW L/MIN			MAX PRESSURE BAR	NETT. PRICE	
		AP	BP	T		£ STERLING	€ EUROS
V0518	VABP FL 6 NG6	15	30	40	350	£185.37	€ 209.47
V0515	VABP FL 10 NG10	20	45	60	350	£205.03	€ 231.68
V0516	VABP FL 16 NG16	35	80	100	350	£398.66	€ 450.48

TWO PUMP "HI-LOW" UNLOADING VALVES FLANGEABLE ON LOW-PRESSURE PUMP

www.flowfitonline.com
TECH. DATA SHEET
CV91



USE AND OPERATION

This valve is used in a 2 parallel-working pumps circuit in order to release the excess of the higher flow pump to tank when this gets the required pressure setting. Since this moment and on the actuator works with the lower flow pumps at higher pressure, consuming less energy. This valve is designed for direct flange mounting on low flow pump. To adjust the high pressure, you have to mount an inline relief valve.

Body: Zinc-plated steel **Internal parts:** Hardened and ground steel, **Seals:** Buna N standard, **Tightness:** Minor leakage.

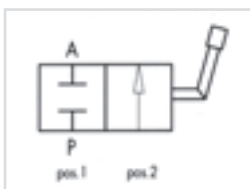
Applications: Connect BP to the higher flow pump, AP to the lower flow pump, T to the tank, M to the eventual manometer and U as for necessity.

CODE	TYPE	PORT SIZE	MAX FLOW L/MIN			MAX PRESSURE		MAX PRESSURE BAR	WEIGHT	NETT. PRICE	
			AP	BP	T	AP	BP			£ STERLING	€ EUROS
V0517	VEP FLP 1/2"	1/2"	15	45	55	350	80	350	2.5	£76.98	€ 86.98
V0521	VEP FLP IFF 1/2" 40	3/8" BSP	20	40	60	320	80	320	2.5	£131.28	€ 148.35

HIGH PRESSURE BALL VALVES



2 WAY BALL VALVES



USE AND OPERATION

These valves are used to open or close oil flow in a circuit even with maximum pressure.

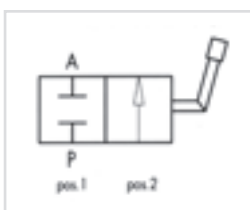

Body: Zinc-plated steel **Internal parts:** Hardened and ground steel, **Seals:** Buna N standard and POM seals, **Tightness:** No leakage.

Applications: Connect either A or P to the ports where flow has to be blocked. Flow is blocked with lever at 90 deg (position 1) and free with lever in line (position 2). On Request: Fixing holes (CODE / FF).

www.flowfitonline.com
TECH. DATA SHEET
CV92

CODE	TYPE	PORT SIZE	MAX FLOW L/MIN	MAX PRESSURE BAR	NETT. PRICE	
					£ STERLING	€ EUROS
DIN/ISO 228 BSP FEMALE CONNECTION						
V0830	RS 2 VIE 1/4"	1/4"	25	500	£10.06	€ 11.37
V0840	RS 2 VIE 3/8"	3/8"	35	500	£11.61	€ 13.12
V0850	RS 2 VIE 1/2"	1/2"	60	500	£12.73	€ 14.39
V0860	RS 2 VIE 3/4"	3/4"	100	400	£32.50	€ 36.72
V0870	RS 2 VIE 1"	1"	180	350	£40.81	€ 46.12
V0871	RS 2 VIE 1 1/4"	1 1/4"	180	350	£40.78	€ 46.08
V0874	RS 2 VIE 1 1/2"	1 1/2"	180	350	£44.01	€ 49.73
V0876	RS 2 VIE 2"	2" BSP	180	350	£169.03	€ 191.00

2 WAY BALL VALVES WITH FIXING HOLES



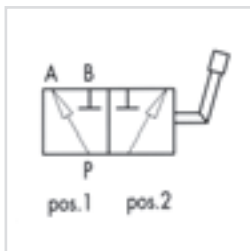
www.flowfitonline.com
TECH. DATA SHEET
CV92

CODE	TYPE	BSP PORTS	MAX FLOW L/MIN	MAX PRESSURE BAR	NETT. PRICE	
					£ STERLING	€ EUROS
V0830/FF	RS 2 VIE 1/4" FF	1/4"	25	500	£16.27	€ 18.39
V0840/FF	RS 2 VIE 3/8" FF	3/8"	35	500	£17.50	€ 19.78
V0850/FF	RS 2 VIE 1/2" FF	1/2"	60	500	£19.13	€ 21.62
V0860/FF	RS 2 VIE 3/4" FF	3/4"	100	400	£38.83	€ 43.88
V0870/FF	RS 2 VIE 1" FF	1"	180	350	£42.55	€ 48.08
V0871/FF	RS 2 VIE 1 1/4" FF	1 1/4"	180	350	£55.46	€ 62.67
V0874/FF	RS 2 VIE 1 1/2" FF	1 1/2"	180	350	£60.26	€ 68.09

CODE	TYPE	PORTS METRIC	MAX FLOW L/MIN	MAX PRESSURE BAR	NETT. PRICE	
					£ STERLING	€ EUROS
DIN 2353 LIGHT SERIES CONNECTION						
RS2-6L	RS 2 VIE M12X1.5	M12X1.5	25	500	£6.03	€ 6.82
RS2-8L	RS 2 VIE M14X1.5	M14X1.5	25	500	£6.03	€ 6.82
RS2-10L	RS 2 VIE M16X1.5	M16X1.5	25	500	£6.03	€ 6.82
RS2-12L	RS 2 VIE M18X1.5	M18X1.5	35	500	£14.18	€ 16.03
RS2-15L	RS 2 VIE M22X1.5	M22X1.5	35	500	£15.87	€ 17.93
RS2-18L	RS 2 VIE M26X1.5	M26X1.5	60	500	£15.87	€ 17.93
RS2-22L	RS 2 VIE M30X2	M30X2	60	500	£32.50	€ 36.72
RS2-28L	RS 2 VIE M36X2	M36X2	100	350	£43.01	€ 48.61
RS2-35L	RS 2 VIE M45X2	M45X2	180	350	£95.50	€ 107.91
RS2-42L	RS 2 VIE M52X2	M52X2	180	350	£95.50	€ 107.91

3 WAY BALL VALVES

www.flowfitonline.com
TECH. DATA SHEET
CV93



USE AND OPERATION

These valves are used to divert the inlet flow towards 2 alternate ports ("L" configuration)

Body: Zinc-plated steel **Internal parts:** Hardened and ground steel, **Seals:** Buna N standard and POM seals, **Tightness:** No leakage.

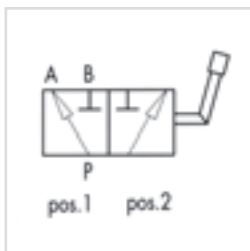
Applications: Connect P to the pressure flow, A and B to the circuit ports where the flow has to be diverted to. With the lever at 90 deg. Flow is connected to port A (position 1), with lever in line flow is connected to port B (position 2).

On Request:
Fixing holes (CODE / FF).

CODE	TYPE	BSP PORTS	MAX FLOW L/MIN	MAX PRESSURE BAR	NETT. PRICE	
					£ STERLING	€ EUROS
DIN/ISO 228 BSP FEMALE CONNECTION						
V0832	RS 3 VIE 1/4"	1/4"	25	500	£24.70	€ 27.91
V0842	RS 3 VIE 3/8"	3/8"	35	500	£24.70	€ 27.91
V0852	RS 3 VIE 1/2"	1/2"	60	500	£28.15	€ 31.81
V0862	RS 3 VIE 3/4"	3/4"	100	400	£45.80	€ 51.76
V0872	RS 3 VIE 1"	1"	180	350	£55.85	€ 63.11
V0873	RS 3 VIE 1 1/4"	1 1/4"	180	350	£72.68	€ 82.13
V0875	RS 3 VIE 1 1/2"	1 1/2"	180	350	£89.93	€ 101.62

3 WAY BALL VALVES WITH FIXING HOLES

www.flowfitonline.com
TECH. DATA SHEET
CV93



CODE	TYPE	BSP PORTS	MAX FLOW L/MIN	MAX PRESSURE BAR	NETT. PRICE	
					£ STERLING	€ EUROS
V0832/FF	RS 3 VIE 1/4" FF	1/4"	25	500	£33.79	€ 45.62
V0842/FF	RS 3 VIE 3/8" FF	3/8"	35	500	£34.53	€ 46.62
V0852/FF	RS 3 VIE 1/2" FF	1/2"	60	500	£35.73	€ 48.23
V0862/FF	RS 3 VIE 3/4" FF	3/4"	100	400	£57.30	€ 77.38
V0872/FF	RS 3 VIE 1" FF	1"	180	350	£59.55	€ 80.39
V0873/FF	RS 3 VIE 1 1/4" FF	1 1/4"	180	350	£75.97	€ 102.57
V0875/FF	RS 3 VIE 1 1/2" FF	1 1/2"	180	350	£92.90	€ 125.42

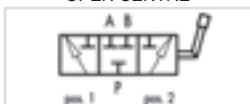
CODE	TYPE	METRIC PORTS	MAX FLOW L/MIN	MAX PRESSURE BAR	NETT. PRICE	
					£ STERLING	€ EUROS
DIN 2353 LIGHT SERIES CONNECTION						
RS3-6L	RS 3 VIE M12X1.5	M12X1.5	25	500	£36.55	€ 41.30
RS3-8L	RS 3 VIE M14X1.5	M14X1.5	25	500	£36.55	€ 41.30
RS3-10L	RS 3 VIE M16X1.5	M16X1.5	25	500	£36.55	€ 41.30
RS3-12L	RS 3 VIE M18X1.5	M18X1.5	35	500	£38.39	€ 43.38
RS3-15L	RS 3 VIE M22X1.5	M22X1.5	60	500	£41.13	€ 46.47
RS3-18L	RS 3 VIE M26X1.5	M26X1.5	60	500	£41.13	€ 46.47
RS3-22L	RS 3 VIE M30X2	M30X2	60	500	£68.70	€ 77.63
RS3-28L	RS 3 VIE M36X2	M36X2	100	350	£77.09	€ 87.12
RS3-35L	RS 3 VIE M45X2	M45X2	180	350	£84.88	€ 95.92
RS3-42L	RS 3 VIE M52X2	M52X2	180	350	£338.91	€ 382.97

DIVERTER VALVES



www.flowfitonline.com
TECH. DATA SHEET
CV94

3 WAY DIVERTER VALVES



USE AND OPERATION

3 way diverter valves are used to divert the flow towards 2 different outlets.

Body: Cast iron **Colour:** Black **Internal parts:** Hardened and ground steel, **External Parts:** White Zinc plated **Seals:** Buna N standard, **Tightness:** Minor leakage.

Applications: Connect P to the pressure flow, A and B to the circuit ports where the flow has to be diverted to. With the lever in position 1, the flow is connected towards port A; with the lever in position 2, the flow is connected towards port B. With the lever in the central position, ports P, A and B are all connected (open centre).

On Request:

Closed centre (CODE/CC). High pressure - up to 400 Bar (CODE/AP).

CODE	TYPE	BSP PORTS	MAX FLOW L/MIN	MAX PRESSURE BAR	NETT. PRICE	
					£ STERLING	€ EUROS
3 WAY OPEN CENTRE						
V0880	3/8" 3 Way Diverter Valve Open Centre	3/8"	35	250	£21.98	€ 24.84
V0890	1/2" 3 Way Diverter Valve Open Centre	1/2"	60	250	£26.31	€ 29.73
V0900	3/4" 3 Way Diverter Valve Open Centre	3/4"	100	250	£30.29	€ 34.23
V0910	1" 3 Way Diverter Valve Open Centre	1"	180	250	£43.63	€ 49.30
3 WAY CLOSED CENTRE						
V0880/CC	3/8" 3 Way Diverter Valve Open Centre	3/8"	35	250	£20.83	€ 23.54
V0890/CC	1/2" 3 Way Diverter Valve Open Centre	1/2"	60	250	£22.40	€ 25.31
V0900/CC	3/4" 3 Way Diverter Valve Open Centre	3/4"	100	250	£30.29	€ 34.23
V0910/CC	1" 3 Way Diverter Valve Open Centre	1"	180	250	£42.92	€ 48.50

4 WAY DIVERTER VALVES

www.flowfitonline.com
TECH. DATA SHEET
CV95



USE AND OPERATION

This valve is used to reverse oil flow from 2 ways in towards two ways out. It could be used to control a double acting actuator or to reverse the rotation of an hydraulic motor.

Body: Cast iron **Colour:** Black **Internal parts:** Hardened and ground steel, **External Parts:** White Zinc plated **Seals:** Buna N standard, **Tightness:** Low leakage.

Applications: Connect P to the pressure flow, T to the tank and ports A and B to the actuators or motor. With lever in position 1, P is connected to A and at the same time B drains into the tank T; with lever in position 2, P is connected to B and at the same time A drains into tank T. With lever in the central position all ports are closed (closed centre).

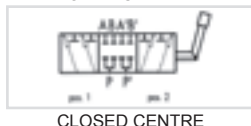
On Request:

Open centre (CODE/CC). High pressure - up to 400 Bar (CODE/AP).

CODE	TYPE	BSP PORTS	MAX FLOW L/MIN	MAX PRESSURE BAR	NETT. PRICE	
					£ STERLING	€ EUROS
4 WAY OPEN CENTRE						
V0970	3/8" 4 Way Diverter Valve Open Centre	3/8"	35	250	£33.24	€ 37.56
V0980	1/2" 4 Way Diverter Valve Open Centre	1/2"	60	250	£33.94	€ 38.35
V0990	3/4" 4 Way Diverter Valve Open Centre	3/4"	100	250	£45.44	€ 51.35
4 WAY CLOSED CENTRE						
V0970/CA	3/8" 4 Way Diverter Valve Closed Centre	3/8"	35	250	£30.29	€ 34.23
V0980/CA	1/2" 4 Way Diverter Valve Closed Centre	1/2"	60	250	£32.82	€ 37.09
V0990/CA	3/4" 4 Way Diverter Valve Closed Centre	3/4"	100	250	£45.44	€ 51.35

6 WAY DIVERTER VALVES

www.flowfitonline.com
TECH. DATA SHEET
CV96



USE AND OPERATION

This valve is made up of two 3-way diverters coupled: each of the 2 parts are used to divert the inlet flow towards two ports. The single lever controls both the parts at the same time. It's ideal to control 2 actuators.

Body: Cast iron **Colour:** Black **Internal parts:** Hardened and ground steel, **External Parts:** White Zinc plated **Seals:** Buna N standard, **Tightness:** Minor leakage.

Applications: Connect P and P' to the 2 pressure flows, Ports A and B to the first actuator and ports A' and B' to the second actuator. With lever in position 1, P is connected to A and P' to A'; with lever in position 2, P is connected to B and P' to B'. With lever in central position all ports are connected to each other (open centre)

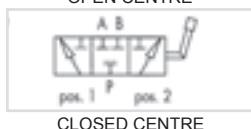
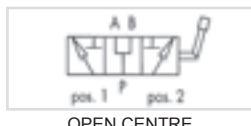
On Request:

Closed centre (CODE/CC). High pressure - up to 400 Bar (CODE/AP).

CODE	TYPE	BSP PORTS	MAX FLOW L/MIN	MAX PRESSURE BAR	NETT. PRICE
6 WAY OPEN CENTRE					
V0920	3/8" 6 Way Diverter Valve Open Centre	3/8"	35	250	£ 56.38 € 63.71
V0940	1/2" 6 Way Diverter Valve Open Centre	1/2"	60	250	£ 50.49 € 57.05
V0950	3/4" 6 Way Diverter Valve Open Centre	3/4"	100	250	£ 61.85 € 69.89
V0960	1" 6 Way Diverter Valve Open Centre	1"	180	250	£ 87.09 € 98.41
6 WAY CLOSED CENTRE					
V0920/CC	3/8" 6 Way Diverter Valve Closed Centre	3/8"	35	250	£ 56.38 € 48.50
V0940/CC	1/2" 6 Way Diverter Valve Closed Centre	1/2"	60	250	£ 50.49 € 48.50
V0950/CC	3/4" 6 Way Diverter Valve Closed Centre	3/4"	100	250	£ 61.85 € 57.05
V0960/CC	1" 6 Way Diverter Valve Closed Centre	1"	180	250	£ 87.09 € 69.88

HIGH PRESSURE 3-WAY DIVERTER VALVES, STEEL BODY

www.flowfitonline.com
TECH. DATA SHEET
CV97



USE AND OPERATION

Diverter flow is used to divert the flow towards 2 different outlets.

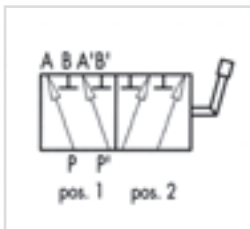
Body: Steel **Internal parts:** Hardened and ground steel, **Seals:** Buna N standard, **Tightness:** Minor leakage.

Applications: Connect P to the pressure flow, A and B to the ports of the hydraulic circuit where flow has to be diverted. With lever in position 1 the flow is connected towards port A; with lever in position 2, the flow is connected towards port B. With lever in central position ports P, A and B are all connected (open centre).

CODE	TYPE	BSP PORTS	MAX FLOW L/MIN	MAX PRESSURE BAR	WEIGHT KG	NETT. PRICE
DF 3 VIE						
VO879/AP	DF 3 VIE 1/4" AP ACC.	1/4"	20	500	0.65	£ 36.04 € 40.73
VO881/AP	DF 3 VIE 3/8" AP ACC.	3/8"	35	500	0.72	£ 36.04 € 40.73
VO891/AP	DF 3 VIE 1/2" AP ACC.	1/2"	60	500	0.92	£ 43.41 € 49.05
VO901/AP	DF 3 VIE 3/4" AP ACC.	3/4"	100	500	1.57	£ 47.50 € 53.67
VO911/AP	DF 3 VIE 1" AP ACC.	1"	180	500	2.17	£ 72.89 € 82.36

6 WAY DIVERTER VALVES, STEEL BODY

www.flowfitonline.com
TECH. DATA SHEET
CV98



USE AND OPERATION

This valve is used to divert the flow from 2 ways in towards 4 ports (two at a time alternatively). It's ideal to control 2 actuators.

Body: Zinc-plated steel **Internal parts:** Hardened and ground steel, **Seals:** Buna N standard, **Tightness:** Minor leakage.

Applications: Connect P and P' to the 2 pressure flows, ports A and B to the first actuator and ports A' and B' to the second actuator. With lever in position 1, P is connected to A and P' to A'; with lever in position 2, P is connected to B and P' to B'. Use with lever in central position is NOT recommended.

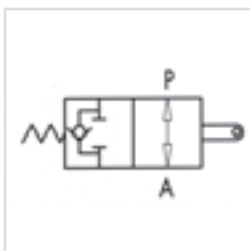
CODE	TYPE	PORTS BSP	MAX FLOW L/MIN	MAX PRESSURE BAR	NETT. PRICE	
					£ STERLING	€ EUROS
V0930	DF 6 VIE 3/8" ACCIAIO	3/8"	40	300	£68.85	€ 77.80
V0932	DF 6 VIE 1/2" ACCIAIO	1/2"	60	300	£81.05	€ 91.58

END STROKE VALVES



END STROKE VALVES, NORMALLY OPEN

www.flowfitonline.com
TECH. DATA SHEET
CV99



USE AND OPERATION

This valve is used to stop oil inlet in a hydraulic circuit or to stop actuator's stroke (normally opened valve). The valve closing, obtained by pulling or pushing the slider, allows an immediate and total stop of the oil flow.

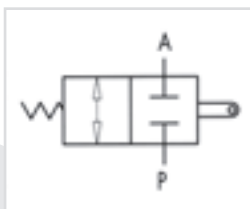
Body: Cast iron **Internal parts:** Hardened and ground steel, **Seals:** Buna N standard and POM seals, **Tightness:** Minor leakage.

Applications: Connect P to the distributor and A to the circuit or to the actuator. When the slider is operating, flow is blocked from P towards A, whilst the check valve enables free flow oil flow in the reverse direction (from A towards P).

CODE	TYPE	PORT SIZE BSP	MAX FLOW L/MIN	MAX PRESSURE BAR	NETT. PRICE	
					£ STERLING	€ EUROS
V0824	V-FCR 1T 60	3/8"	60	350	£62.15	€ 83.89
V0826	V-FCR 1T 80	1/2"	80	350	£64.23	€ 86.71
V0825	V-FCR 1T 120	3/4"	120	350	£134.51	€ 181.59

END STROKE VALVES, NORMALLY CLOSED

www.flowfitonline.com
TECH. DATA SHEET
CV100



USE AND OPERATION

This valve is used to enable oil inlet in a hydraulic circuit (normally closed valve). The valve opens by pulling or pushing the slider.

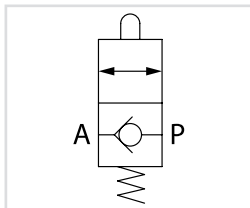
Body: Cast iron **Internal parts:** Hardened and ground steel, **Seals:** Buna N standard and POM seals, **Tightness:** Minor

Applications: Connect independently A and P to the distributor and to the circuit. When slider is operating, flow is free in both directions, vice versa it is blocked.

CODE	TYPE	PORT SIZE BSP	MAX FLOW L/MIN	MAX PRESSURE BAR	NETT. PRICE	
					£ STERLING	€ EUROS
V0820	V-FCR 2T 60	3/8"	60	350	£58.99	€ 66.66
V0822	V-FCR 2T 80	1/2"	80	350	£60.27	€ 68.11
V0823	V-FCR 2T 120	3/4"	120	350	£126.90	€ 143.40

MECHANICAL DRIVE END STROKE VALVE, NORMALLY CLOSED

www.flowfitonline.com
TECH. DATA SHEET
CV101



USE AND OPERATION:

This valve allows oil passage in a hydraulic circuit (normally closed valve). Once the slider is set into action, oil flow is free from P to A. It can be used:
a. to set the sequence of 2 actuators;
b. as an end strokes valve, where flow is directly connected to the tank.

Body: zinc-plated steel. Internal parts: hardened and ground steel.
Seals: BUNA N standard. Ball type: any leakage

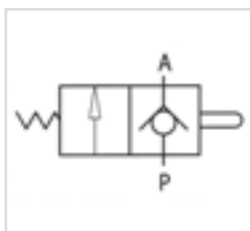
Applications: Connect A directly to the tank and P as for necessity.

Mounting scheme can vary according to the use.

CODE	TYPE	BSP PORTS	MAX FLOW L/MIN	MAX PRESSURE BAR	NETT. PRICE	
					£ STERLING	€ EUROS
V0815	V-FCC 1/2" NC	1/2"	80	350	£129.25	€ 146.05

PUSHBUTTON END STROKE VALVES, NORMALLY CLOSED

www.flowfitonline.com
TECH. DATA SHEET
CV102



USE AND OPERATION

This valve allows oil passage in a hydraulic circuit (normally closed valve). Once the slider is set into action, oil flow is free from P to A. It can be used: (a) to set the sequence of 2 actuators (b) as end

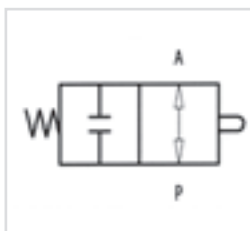
Body: Zinc-plated steel Internal parts: Hardened and ground steel, Seals: Buna N standard, Tightness: No leakage.

Applications: Connect A directly to the tank line P as for necessity. Mounting scheme can vary according to the use.

CODE	TYPE	BSP PORTS	MAX FLOW L/MIN	MAX PRESSURE BAR	NETT. PRICE	
					£ STERLING	€ EUROS
V0827	V - 101 3/8" NC	3/8"	40	350	£57.00	€ 64.41
V0828	V - 101 1/2" NC	1/2"	60	350	£63.59	€ 71.86
V0829	V - 101 3/4" NC	3/4"	100	350	£85.43	€ 96.53

PUSHBUTTON END STROKE VALVES, NORMALLY OPENED

www.flowfitonline.com
TECH. DATA SHEET
CV103



USE AND OPERATION

This valve is used to block oil passage in a hydraulic circuit (normally opened valve). The valve is closed by pushing mechanically the slider.

Body: Zinc-plated steel Internal parts: Hardened and ground steel, Seals: Buna N standard, Tightness: No leakage.

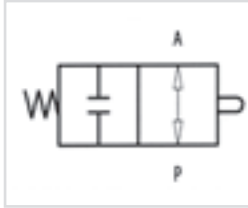
Applications: Connect independently A or P to the distributor and to the circuit. When button is operating, flow is blocked in both directions, vice versa it is free.

CODE	TYPE	BSP PORTS	MAX FLOW L/MIN	MAX PRESSURE BAR	NETT. PRICE	
					£ STERLING	€ EUROS
V0817	V - 101 3/8" NA	3/8"	35	350	£66.25	€ 74.86
V0818	V - 101 1/2" NA	1/2"	50	350	£68.42	€ 77.32



MANUAL EMERGENCY VALVE

www.flowfitonline.com
TECH. DATA SHEET
CV104



USE AND OPERATION:

This pushbutton valve allows oil passage in a hydraulic circuit by means of a licker. Once the manual button is set into action oil flows from P towards T or the other way round.

Body: zinc-plated steel. **Internal parts:** hardened and ground steel. **Seals:** BUNA N standard. **Tightness:** minor leakage

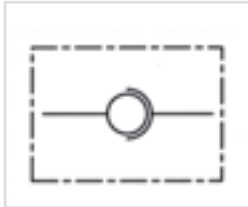
Applications: Connect the ports P and T to either distributor and circuit. When the button is pressed the flow is free, otherwise the flow is blocked in both directions.

CODE	TYPE	BSP PORTS	MAX FLOW L/MIN	MAX PRESSURE BAR	NETT. PRICE	
					£ STERLING	€ EUROS
V1320	VEM 1/2"	1/2"	50	350	£82.03	€ 92.70

ROTATING COUPLINGS

IN LINE ROTATING COUPLING

www.flowfitonline.com
TECH. DATA SHEET
CV105



USE AND OPERATION

These valves are mounted between the end of a flexible hose and a fixed component to compensate hose's rotations and torsions and prevent its damaging. They are not suitable for fast and continuous rotations. They are used in every production field where systems have flexible moving hoses. In line mounting.

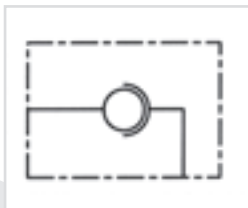
Body: Zinc-plated steel. **Tightness:** Low friction seals.

Applications: Connect port P to the uses.

CODE	TYPE	BSP PORTS	MAX FLOW L/MIN	MAX PRESSURE (BAR) WHEN ROTATING	MAX PRESSURE BAR	MAX ROTATION SPEED	NETT. PRICE	
							£ STERLING	€ EUROS
G1050	GGL 1/4"	1/4"	25	200	400	212	£9.47	€ 10.70
G1060	GGL 3/8"	3/8"	35	200	400	173	£10.06	€ 11.37
G1070	GGL 1/2"	1/2"	60	150	300	160	£11.77	€ 13.30
G1080	GGL 3/4"	3/4"	100	150	300	120	£17.49	€ 19.76
G1090	GGL 1"	1"	180	100	300	100	£24.01	€ 27.13
G1091	GGL 1 1/4"	1 1/4"	200	100	300	86	£43.27	€ 48.89
G1092	GGL 1 1/2"	1 1/2"	250	80	300	73	£64.95	€ 73.39
G1093	GGL 2"	2"	300	50	250	50	£90.16	€ 101.88

90 DEGREE ROTATING COUPLING

www.flowfitonline.com
TECH. DATA SHEET
CV106



USE AND OPERATION

These valves are mounted between the end of a flexible hose and a fixed component to compensate hose's rotations and torsions and prevent its damaging. They are not suitable for fast and continuous rotations. They are used in every production field where systems have flexible moving hoses. 90 deg. mounting.

Body: Zinc-plated steel. **Tightness:** Low friction seals.

Applications: Connect port P to the uses.

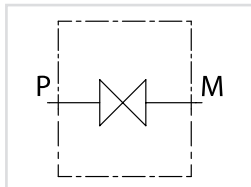
CODE	TYPE	BSP PORTS	MAX FLOW L/MIN	MAX PRESSURE (BAR) WHEN ROTATING	MAX PRESSURE BAR	MAX ROTATION SPEED	NETT. PRICE	
							£ STERLING	€ EUROS
G0990	GG 90DEG 1/4"	1/4"	25	200	400	212	£10.12	€ 11.44
G1010	GG 90DEG 3/8"	3/8"	35	200	400	173	£11.19	€ 12.65
G1020	GG 90DEG 1/2"	1/2"	60	150	300	160	£13.23	€ 14.95
G1030	GG 90DEG 3/4"	3/4"	100	150	300	120	£20.45	€ 23.11
G1040	GG 90DEG 1"	1"	180	100	300	100	£26.55	€ 30.00
G1042	GG 90DEG 1 1/4"	1 1/4"	200	100	300	86	£68.09	€ 76.95
G1043	GG 90DEG 1 1/2"	1 1/2"	250	80	300	73	£89.19	€ 100.78
G1044	GG 90DEG 2"	2"	300	50	250	50	£123.66	€ 139.74

GAUGE ISOLATOR VALVES



GAUGE ISOLATOR IN LINE

www.flowfitonline.com
TECH. DATA SHEET
CV107



USE AND OPERATION:

These valves are used to open or close the oil flow to the gauge in an hydraulic system.

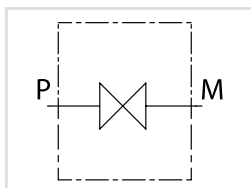
Body: nickel steel. **Seals:** NBR

Applications Screw the gauge isolator to the hydraulic system to the male port P and fix the gauge to female port M. In order to open or close the flow turn the knob.

CODE	TYPE	BSP PORTS	WORKING PRESSURE BAR	NETT. PRICE	
				£ STERLING	€ EUROS
EM001L	EML 1/4" BSP MF	1/4"	400	£11.03	€ 12.47

GAUGE ISOLATOR 90°

www.flowfitonline.com
TECH. DATA SHEET
CV108



USE AND OPERATION:

These valves are used to open or close the oil flow to the gauge in an hydraulic system.

Body: nickel steel. **Seals:** NBR

Applications Screw the gauge isolator to the hydraulic system to the male port P and fix the gauge to female port M. In order to open or close the flow turn the knob.

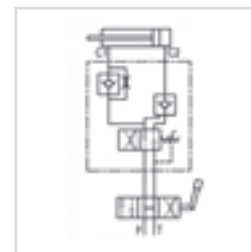
CODE	TYPE	BSP PORTS	WORKING PRESSURE BAR	NETT. PRICE	
				£ STERLING	€ EUROS
EM001N	EM90° 1/4" BSP MF	1/4"	400	£11.03	€ 12.47

PLOUGH OVERTURNING VALVES



SINGLE ACTING PLOUGH OVERTURNING VALVES

www.flowfitonline.com
TECH. DATA SHEET
CV109



USE AND OPERATION

This valve has been realised for use on cylinders for reversible plough to obtain the automatic backflow and therefore the reversal of the motion of the hydraulic cylinder that makes the plough rotate. It is provided with a single pilot check valve which guarantees safety just on the block side, whilst the stem side it must be leaned on the plough mechanical locks. Assembly on balanced and light plough with internal diameters 40/50mm and 60/80mm is recommended.

Body: Zinc-plated steel **Internal parts:** Hardened and ground steel.

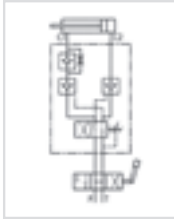
Seals: Buna N standard, **Tightness:** No leakage. These valves are supplied with exchange pressure at 140 Bar: according to your requirements, pressure setting can be modified by acting on the pressure regulator.

Applications: Connect C1 to the cylinder's stem, C2 to the block, P and T to the machine inlet. Due to it's shape, it can be in-line assembled on a hydraulic cylinder or directly fixed on the plough by means of the threaded hole on the body.

CODE	TYPE	BSP PORTS	MAX FLOW L/MIN	MAX PRESSURE BAR	NETT. PRICE	
					£ STERLING	€ EUROS
V0278	VRA 40/50 SE	3/8"	200	400	£109.79	€ 124.07
V0280	VRA 60/80 SE	3/8"	200	400	£109.79	€ 124.07

DOUBLE ACTING PLOUGH OVERTURNING VALVES

www.flowfitonline.com
TECH. DATA SHEET
CV110



USE AND OPERATION

This valve has been realised for use on cylinders for reversible plough to obtain the automatic backflow and therefore the motion reversal of the hydraulic cylinder that makes the plough rotate. It is provided with a double pilot check valve which guarantees safety and enables to put and block the cylinder in any position. The motion reversal of the piston is made through a differential type relief valve exactly in the dead point of the plough, generating more power and speed. It can be assembled on heavy and unbalanced plough with the following internal diameters: 40/50, 60/80, 80.100, 100/110, 110/130 mm.

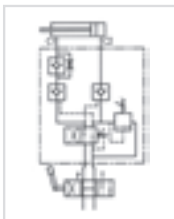
Body: Zinc-plated steel **Internal parts:** Hardened and ground steel, **Seals:** Buna N standard, **Tightness:** No leakage. These valves are supplied with exchange pressure at 140 Bar: according to your requirements, pressure setting can be modified by acting on the pressure regulator.

Applications: Connect C1 to the cylinder's stem, C2 to the block, P and T to the machine inlet. Due to its shape, it can be in-line assembled on a hydraulic cylinder or directly fixed on the plough by means of the threaded hole on the body.

CODE	TYPE	BSP PORTS	MAX FLOW L/MIN	MAX PRESSURE BAR	NETT. PRICE	
					£ STERLING	€ EUROS
V0282	VRAP 40/50 SE	3/8"	250	400	£126.26	€ 142.67
V0290	VRAP 60/80 SE	3/8"	250	400	£126.26	€ 142.67
V0300	VRAP 80/100 SE	3/8"	250	400	£126.26	€ 142.67
V0302	VRAP 100/110 SE	3/8"	250	400	£126.26	€ 142.67
V0320	VRAP 110/130 SE	3/8"	250	400	£128.68	€ 145.41

DOUBLE ACTING PLOUGH OVERTURNING VALVES WITH RELIEF VALVE

www.flowfitonline.com
TECH. DATA SHEET
CV111



USE AND OPERATION

This valve has been realised for use on cylinders for reversible plough to obtain the automatic backflow and therefore the motion reversal of the hydraulic cylinder that makes the plough rotate. It is provided with a double pilot check valve and with a relief valve that enables to reduce the thrust (block side) in order not to damage the mechanical locks and the plough's head. The motion reversal of the piston is made through a differential type relief valve exactly in the dead point of the plough, generating more power and speed. It's ideal for assembly on heavy and unbalanced plough with the following internal diameters: 60/80, 80.100, 100/110, 110/130 mm.

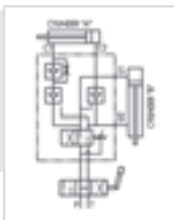
Body: Zinc-plated steel **Internal parts:** Hardened and ground steel, **Seals:** Buna N standard, **Tightness:** No leakage. These valves are supplied with exchange pressure at 140 Bar: according to our requirements, pressure setting can be modified by acting on the pressure regulator.

Applications: Connect C1 to the cylinder's stem, C2 to the block, P and T to the machine inlet. Due to its shape, it can be in-line assembled on a hydraulic cylinder or directly fixed on the plough by means of the threaded hole on the body.

CODE	TYPE	BSP PORTS	MAX FLOW L/MIN	MAX PRESSURE BAR	NETT. PRICE	
					£ STERLING	€ EUROS
V0350	VRAP 60/80 SE + VMP	3/8"	250	400	£134.51	€ 152.00
V0360	VRAP 80/100 SE + VMP	3/8"	250	400	£157.60	€ 178.09
V0376	VRAP 100/110 SE + VMP	3/8"	250	400	£157.60	€ 178.09
V0380	VRAP 110/130 SE + VMP	3/8"	250	400	£159.61	€ 180.36

DOUBLE ACTING PLOUGH OVERTURNING VALVE BY DOWN MOULDBOARD LOAD SHIFTING

www.flowfitonline.com
TECH. DATA SHEET
CV112



USE AND OPERATION

This valve has been realised for use on cylinders for reversible plough to obtain the automatic backflow and therefore the motion reversal of the hydraulic cylinder that makes the plough rotate. It has been designed to set in action 2 cylinders with disadvantageous rotation load (see diagram).

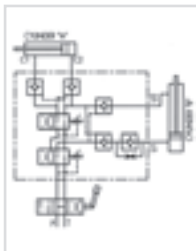
Operating Instructions: First cylinder B starts lining up the load. Before the manoeuvre ends, cylinder A starts overturning. **Body:** Zinc-plated steel **Internal parts:** Hardened and ground steel, **Seals:** Buna N standard, **Tightness:** No leakage. These valves are supplied with exchange pressure at 140 Bar: according to your requirements, pressure setting can be modified by acting on the pressure regulator.

Applications: Connect C1 to the stem, C2 to the cylinder's block A, U1 to the block and U2 to B port of the cylinder; P and T to the machine inlet. Due to its shape, it can be in-line assembled on a hydraulic cylinder or directly fixed on the plough by means of the threaded hole on the body.

CODE	TYPE	MAX FLOW L/MIN	MAX PRESSURE BAR	NETT. PRICE	
				£ STERLING	€ EUROS
V0330	VRAP 80/100 SS	250	400	£134.51	€ 152.00

DOUBLE ACTING PLOUGH OVERTURNING VALVE BY UP MOULDBOARD LOAD SHIFTING

www.flowfitonline.com
TECH. DATA SHEET
CV113



USE AND OPERATION

This valve has been realised for use on cylinders for reversible plough to obtain the automatic backflow and therefore the motion reversal of the hydraulic cylinder that makes the plough rotate. It has been designed to set in action 2 cylinders with disadvantageous rotation load (see diagram).

Operating Instructions: Sequence working: first cylinder B starts lining up the load; once it has got to the end of its stroke, cylinder A starts overturning. When this gets to the dead point, A and B start working at the same time, B with a delayed speed in relation to A.

Body: Zinc-plated steel **Internal parts:** Hardened and ground steel, **Seals:** Buna N standard, **Tightness:** No leakage.

These valves are supplied with exchange pressure at 140 Bar: according to your requirements, pressure setting can be modified by acting on the pressure regulator.

Applications: Connect C1 to the stem, C2 to the cylinder's block A, U1 to the block and U2 to B port of the cylinder; P and T to the machine inlet. Due to its shape, it can be in-line assembled on a hydraulic cylinder or directly fixed on the plough by means of the threaded hole on the body.

CODE	TYPE	MAX FLOW L/MIN	MAX PRESSURE BAR	NETT. PRICE	
				£ STERLING	€ EUROS
V0340	VRAP 80/100 SV TN	230	400	£356.17	€ 402.47

DOUBLE ACTING PLOUGH OUTSIDE DRILLS OVERTURNING VALVES FOR CYLINDER WITH MEMORY AND WITHOUT MEMORY

www.flowfitonline.com
TECH. DATA SHEET
CV114



USE AND OPERATION

Valves for actuators with memory (V0325): Designed for use on cylinders with memory for outside drills reversible ploughs, it's provided with a duel cross relief valve which provides protection against tear's shocks when the plough exceeds the dead point.

Valves for actuators without memory: Designed for use on cylinders without memory for outside drills reversible ploughs, it is provided with a duel cross relief valve: this enables to reduce the thrust pressure (block side) in order not to damage the mechanical locks on the plough's head.

Both systems are provided with a fixed compensated flow control valve which allows to keep a constant speed, whether the plough works inside the drills or outside.

Body: Zinc-plated steel **Internal parts:** Hardened and ground steel, **Seals:** Buna N standard, **Tightness:** No leakage.

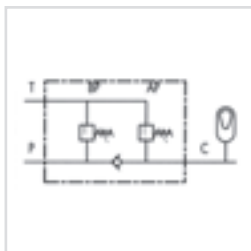
These valves are supplied with exchange pressure at 140 Bar: according to your requirements, pressure setting can be modified by acting on the pressure regulator.

Applications: Connect C1 and the duel cross relief valve to the cylinder from the rod side through the double banjo bolt (supplied with the valve) and double banjos, connect C2 to the cylinder from the block's side, P and T to the machine inlet.

CODE	TYPE	MAX FLOW L/MIN	MAX PRESSURE BAR	NETT. PRICE	
				£ STERLING	€ EUROS
V0325	VRAP 110/130 FSCM	250	400	£185.74	€ 209.89
V0326	VRAP 110/130 FSSM	250	400	£203.32	€ 229.75

1 WAY SPECIAL BLOCK FOR NO-STOP PLOUGH AND SUB-SOILERS TILLERS

www.flowfitonline.com
TECH. DATA SHEET
CV115



USE AND OPERATION

This valve is made up of 2 relief valves and 1 check valve. It is used to supply pressure to tanked systems on non-stop plough and sub-soilers tillers in order to provide protection against shocks.

Body: Zinc-plated steel **Internal parts:** Hardened and ground steel, **Seals:** Buna N standard, **Tightness:** No leakage.

Applications: Connect P to the machine inlet, T to the draining or to the tank for eventual reutilization and |C to the system.

* BP adjusts the charge pressure of system and is set at 80 Bar.

* AP adjusts the eventual security drainage opening and is set at 250 Bar.

CODE	TYPE	BSP PORTS	MAX PRESSURE BAR	NETT. PRICE	
				£ STERLING	€ EUROS
V0295	MASSELLO 1 VIA 3/8"	3/8"	350	£127.96	€ 144.60
V0296	MASSELLO 1 VIA 1/2"	1/2"	350	£137.54	€ 155.41

SOLENOID DIVERTER VALVES

PRODUCT	PAGE
SDV3 3 WAY SOLENOID DIVERTERS MAX FLOW 80L/MIN	83
SDV06 6 WAY SOLENOID DIVERTERS MAX FLOW 50L/MIN	84
SDV10 6 WAY SOLENOID DIVERTERS MAX FLOW 80L/MIN. 315 BAR RATED	85
DIVERTER VALVE HANDLEVER MIRCOSWITCH KIT	86



**FROM
ONLY
£74.31
+VAT**



**FROM
ONLY
£115.60
+VAT**



**FROM
ONLY
£115.60
+VAT**



QUALITY PRODUCTS



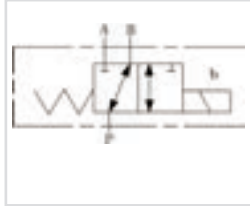
FREE ADVICE

*If the part
number needed
is not listed
please ask
the Flowfit
Sales Team*

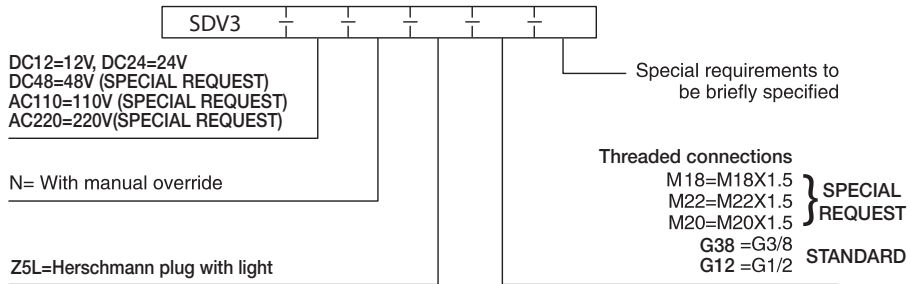
SOLENOID DIVERTER VALVES

SDV3 3 WAY SOLENOID DIVERTERS MAX FLOW 80L/MIN

www.flowfitonline.com
TECH. DATA SHEET
SDV01



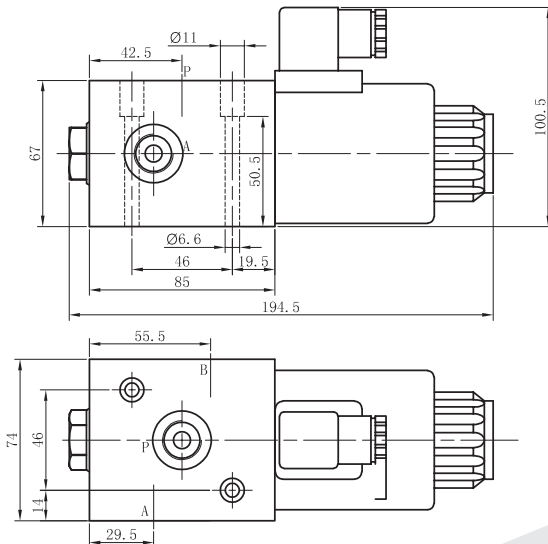
Diverters are used to add an extra facility to the directional control valve when it is needed for a sequence of operations such as a safety operation or to control a selected hydraulic cylinder. No drainline required.



Technical Data

Type Model	SDV3
Max Operating pressure (bar)	210
Max Flow rate (L/min)	80

SDV3 Installation Dimensions



- **COMPACT**
- **EASY TO INSTALL**
- **EXCELLENT PRICE**
- **OEM TOP DEMANDED FLOWFIT PRODUCT**

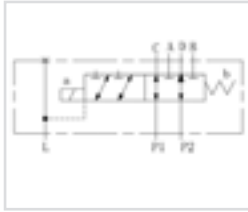


- **MANUAL OVERRIDE STANDARD**

PART NUMBER	VOLTAGE	PORT SIZE BSP	FLOW RATE L/MIN	MAX PRESSURE BAR	WEIGHT (KG)	NETT. PRICE	
						£ STERLING	€ EUROS
SDV3DC12NZ5LG38	12 VDC	3/8"	80	210	4.23	£74.31	€ 83.97
SDV3DC24NZ5LG38	24 VDC	3/8"	80	210	4.23	£74.31	€ 83.97
SDV3DC12NZ5LG12	12 VDC	1/2"	80	210	4.23	£85.32	€ 96.41
SDV3DC24NZ5LG12	24 VDC	1/2"	80	210	4.23	£85.32	€ 96.41

SDV06 6 WAY SOLENOID DIVERTERS MAX FLOW 50L/MIN

www.flowfitonline.com
TECH. DATA SHEET
SDV02



Diverters are used to add an extra facility to the directional control valve when it is needed for a sequence of operations such as a safety operator or to control a selected hydraulic cylinder.

The stackable circuit selector valves type SDV06 allow one single drive of 6 users with 5 diverters connected in series.

Please note the drainline must be connected back to tank at all times.

SDV	06	6	W	I	*	*	*	*
-----	----	---	---	---	---	---	---	---

Stackable diverter valve

Size 06

No of ways single element (6 Way)

Threaded connectors 3/8" BSP

External Drain

No of elements: 1/2/3/4/5

VARIANTS
00=No variant
V1=Viton
R1=rectifier

Voltage L=12V M=24V
DC48=48V AC110=110V
AC220=220V

SPECIFICATION

Max. pressure: 250 bar

Max. flow: 50 l/min

Overlap: negative

Hydraulic fluids: Mineral oils DIN 51524

Fluid viscosity: 10 + 500 mm²/s

Fluid temperature: -25°C + 75°C

Ambient temperature: -25°C + 60°C

Max. Contamination level: class 10 in accordance

Oil cleanliness: NAS with 1638 with filter

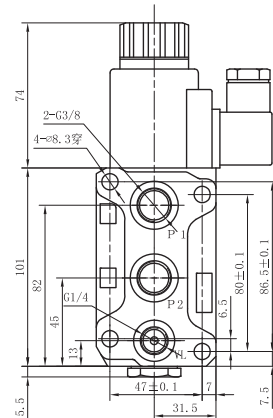
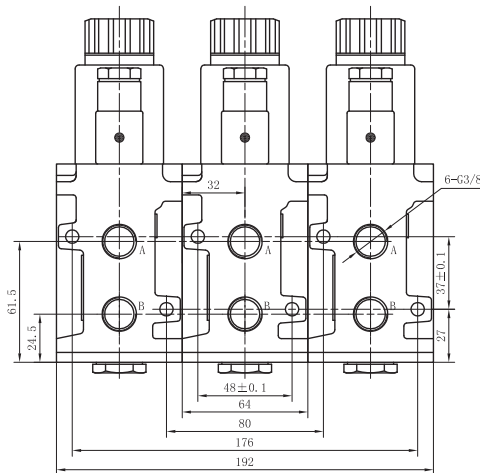
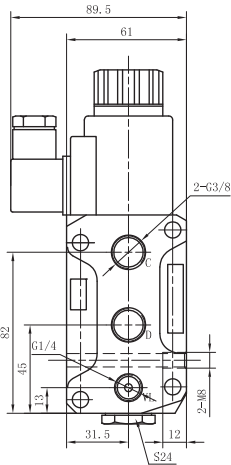
β25≥75

NAS 1638 class 9 and ISO

4406 class 20/18/15

Valve Body Surface Finish:

Phosphate surface finish



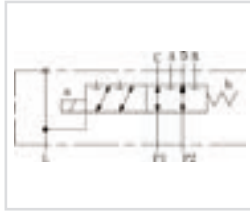
DIVERTER	WAY	A	B
NO. OF DIVERTERS	NO. OF WAY	LENGTH IN MM	
1	6	64	86
2	8	128	150
3	10	192	214
4	12	256	278
5	14	320	342

- COMPACT
- EASY TO INSTALL
- EXCELLENT PRICE
- OEM TOP DEMANDED FLOWFIT PRODUCT
- MANUAL OVERRIDE STANDARD



PART NUMBER	VOLTAGE	PORT SIZE BSP	FLOW RATE L/MIN	MAX PRESSURE BAR	WEIGHT (KG)	NETT. PRICE	
						£ STERLING	€ EUROS
SDV066W11LE1	12 VDC	3/8"	50	250	3	£115.59	€ 130.62
SDV066W11ME1	24 VDC	3/8"	50	250	3	£115.59	€ 130.62

SDV10 6 WAY SOLENOID DIVERTERS MAX FLOW 80L/MIN. 315 BAR RATED



Diverters are used to add an extra facility to the directional control valve when it is needed for a sequence of operations such as a safety operation or to control a selected hydraulic cylinder.

Please note drainline must be connected back to tank at all times.

SDV10

DC12=12V, DC24=24V
DC48=48V (SPECIAL REQUEST)
AC110=110V (SPECIAL REQUEST)
AC220=220V(SPECIAL REQUEST)

N= With manual override

Z5L=Herschmann plug with light

THREADED CONNECTIONS

12 =G1/2 /G1/4 STANDARD
34 =G3/4 /G1/4 STANDARD
M22=M22X1.5/M14X1.5 } SPECIAL
M27=M27X2/M14X1.5 } REQUEST

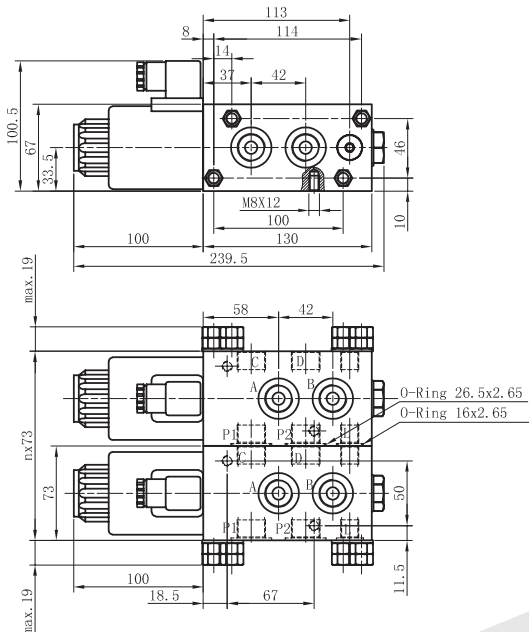
Nr. OF UNITS

N1= (one unit) N2= (two units)
N3= (three units) N4= (four units)

Technical Data

Type Model	SDV10
Max Operating pressure (bar)	315
Max Flow rate (L/min)	80

SDV10 Installation Dimensions



- COMPACT
- EASY TO INSTALL
- EXCELLENT PRICE
- OEM TOP DEMANDED FLOWFIT PRODUCT



- MANUAL OVERRIDE STANDARD

PART NUMBER	VOLTAGE	PORT SIZE BSP	FLOW RATE L/MIN	MAX PRESSURE BAR	WEIGHT (KG)	NETT. PRICE	
						£ STERLING	€ EUROS
SDV10DC12NZ5LN112	12 VDC	1/2"	80	315	5.14	£115.59	€ 130.62
SDV10DC24NZ5LN112	24 VDC	1/2"	80	315	5.14	£115.59	€ 130.62
SDV10DC12NZ5LN134	12 VDC	3/4"	80	315	5.14	£115.59	€ 130.62
SDV10DC24NZ5LN134	24 VDC	3/4"	80	315	5.14	£115.59	€ 130.62

DIVERTER VALVE HANDLEVER MIRCOSWITCH KIT

www.flowfitonline.com
TECH. DATA SHEET
SDV04

Working conditions for the Microswitch

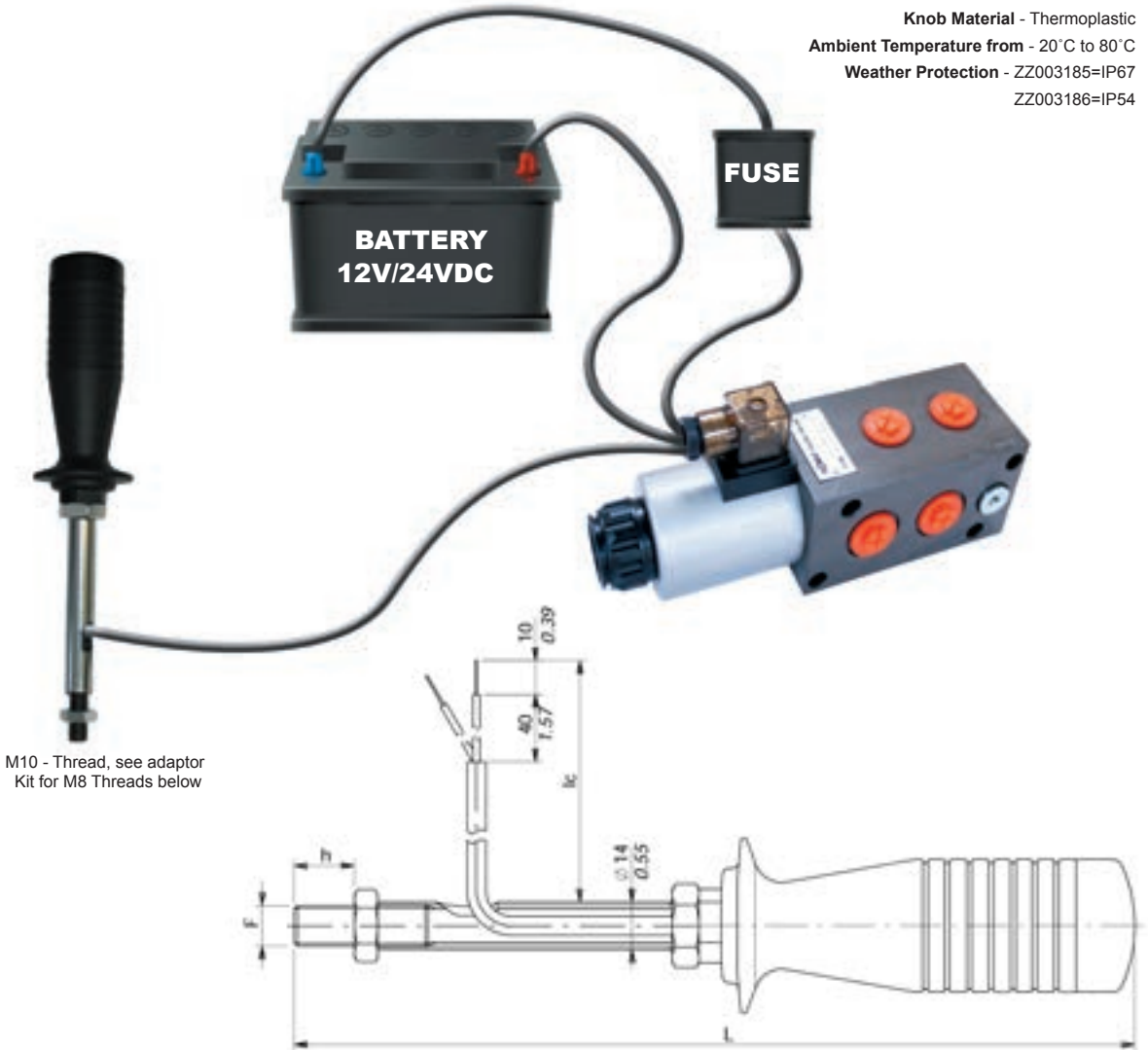
Rod Material - Zinc coated steel

Knob Material - Thermoplastic

Ambient Temperature from - 20°C to 80°C

Weather Protection - ZZ003185=IP67

ZZ003186=IP54



M10 - Thread, see adaptor Kit for M8 Threads below

DIMENSION INFORMATION				
PART NUMBER	F	H (MM)	L (MM)	IC MM
ZZ003185	M10	20	250	425
ZZ003186	M10	19	200	430

THREAD ADAPTOR KIT			
PART NUMBER	DESCRIPTION	PRICE	
		£ STERLING	€ EUROS
6473210	M8 MALE X M10 FEMALE THREAD ADAPTOR ZINC PLATED	£2.69	€ 3.04

PART NUMBER	OPERATION OF SWITCH	THREAD TYPE	LENGTH (MM)	WEIGHT (KG)	NETT. PRICE	
					£ STERLING	€ EUROS
ZZ003185	PUSH BUTTON ON/OFF	M10	250	0.5	£61.24	€ 69.20
ZZ003186	ROCKER SWITCH ON/OFF Detent 2 position	M10	250	0.5	£68.12	€ 76.97

FLOWFIT CETOP VALVES

PRODUCT	PAGE
FLOWFIT CETOP 3	88
FLOWFIT CETOP 5	97
FLOWFIT CETOP 7	105
FLOWFIT CETOP 8	109
KOMPASS RELIEF VALVES	113
KOMPASS SEQUENCE, COUNTER BALANCE & UNLOADING	115
2 WAY CARTRIDGE ELECTRIC VALVES	116
KOMPASS ELECTRO-HYDRAULIC PROPORTIONAL VALVES	116



**FROM
ONLY
£53.67
+VAT**



**FROM
ONLY
£99.08
+VAT**



**FROM
ONLY
£39.91
+VAT**



QUALITY PRODUCTS



FREE ADVICE



**FOR SALES
& ADVICE
CALL US
01584
876033**

FLOWFIT CETOP 3 NG6 SOLENOID DIRECTIONAL CONTROL VALVE

www.flowfitonline.com
TECH. DATA SHEET
FCV1

Flowfit offer a large range of solenoid operated CETOP 3 NG6 with a maximum flow of 80 l/min, commonly used in powerpacks and other hydraulic applications. Available in 12VDC, 24VDC, 110VAC and 220VAC.

Flowfit F5-02 series CETOP 3 NG6 solenoid valves are Electro-Hydraulic spool type valves. They are solenoid operated and control the start, stop and direction of the oil flow in the hydraulic circuit.

They are used for hydraulic powerpacks as well as for stand alone hydraulic manifold blocks.



SPECIFICATION

Nominal Size: NG6
Maximum Flow Rate: 80 l/min
Maximum Pressure: A,B,P = 315 Bar T = 16 Bar
Seal Material: NBR
Max Fluid Temperature: -20° to 70°C
Oil Viscosity: -2.8 to 380 mm2/s
Switch Cycles Open: 50 ~ 60ms
 Closed: 50 ~ 70ms
Switch Frequency: 15000 times per hour
Insulation Grade: IP65
Weight: Single Solenoid: 1.5kg,
 Double Solenoid: 2.2kg
Voltages: 12VDC = D1, 24VDC = D2,
 110V/AC 50HZ = A1, 220V/AC 50HZ = A2
Manual Override: Standard on all valves
Connector Type: DIN Plug (with LED)



FLOWFIT CETOP 3 NG6 SPRING CENTERED 3 POSITION DOUBLE ACTING SOLENOID DIRECTIONAL CONTROL VALVE

PRODUCT REFERENCE	DOUBLE SOLENOID	CONFIGURATION	SPOOL RETURN	NETT. PRICE	
				£ STERLING	€ EUROS
F5-02-3C2-**	Double	3 Position	Spring	£53.67	€ 60.64
F5-02-3C3-**	Double	3 Position	Spring	£53.67	€ 60.64
F5-02-3C4-**	Double	3 Position	Spring	£53.67	€ 60.64
F5-02-3C5-**	Double	3 Position	Spring	£53.67	€ 60.64
F5-02-3C9-**	Double	3 Position	Spring	£53.67	€ 60.64
F5-02-3C10-**	Double	3 Position	Spring	£53.67	€ 60.64
F5-02-3C11-**	Double	3 Position	Spring	£53.67	€ 60.64
F5-02-3C12-**	Double	3 Position	Spring	£53.67	€ 60.64
F5-02-3C25-**	Double	3 Position	Spring	£53.67	€ 60.64
F5-02-3C40-**	Double	3 Position	Spring	£53.67	€ 60.64
F5-02-3C60-**	Double	3 Position	Spring	£53.67	€ 60.64

NOTE: SUBSTITUTE THE ** WITH VOLTAGE PREFERENCE. 12VDC=D1, 24VDC=D2, 110V/AC 50HZ=A1, 220V/AC 50HZ=A2

FLOWFIT CETOP 3 NG6 SPRING OFFSET 2 POSITION SINGLE ACTING SOLENOID DIRECTIONAL CONTROL VALVE					
PRODUCT REFERENCE	SINGLE SOLENOID	CONFIGURATION	SPOOL RETURN	NETT. PRICE	
				£ STERLING	€ EUROS
F5-02-2B2-**	Single	2 Position	Spring	£39.91	€ 45.10
F5-02-2B2L-**	Single	2 Position	Spring	£39.91	€ 45.10
F5-02-2B2A-**	Single	2 Position	Spring	£39.91	€ 45.10
F5-02-2B2AL-**	Single	2 Position	Spring	£39.91	€ 45.10
F5-02-2B2B-**	Single	2 Position	Spring	£39.91	€ 45.10
F5-02-2B2BL-**	Single	2 Position	Spring	£39.91	€ 45.10
F5-02-2B3-**	Single	2 Position	Spring	£39.91	€ 45.10
F5-02-2B3L-**	Single	2 Position	Spring	£39.91	€ 45.10
F5-02-2B3A-**	Single	2 Position	Spring	£39.91	€ 45.10
F5-02-2B3B-**	Single	2 Position	Spring	£39.91	€ 45.10
F5-02-2B3BL-**	Single	2 Position	Spring	£39.91	€ 45.10
F5-02-2B4B-**	Single	2 Position	Spring	£39.91	€ 45.10
F5-02-2B4BL-**	Single	2 Position	Spring	£39.91	€ 45.10
F5-02-2B5B-**	Single	2 Position	Spring	£39.91	€ 45.10
F5-02-2B5BL-**	Single	2 Position	Spring	£39.91	€ 45.10
F5-02-2B8-**	Single	2 Position	Spring	£39.91	€ 45.10
F5-02-2B8L-**	Single	2 Position	Spring	£39.91	€ 45.10
F5-02-2B9B-**	Single	2 Position	Spring	£39.91	€ 45.10
F5-02-2B9BL-**	Single	2 Position	Spring	£39.91	€ 45.10
F5-02-2B10B-**	Single	2 Position	Spring	£37.65	€ 50.82
F5-02-2B10BL-**	Single	2 Position	Spring	£37.65	€ 50.82
F5-02-2B11B-**	Single	2 Position	Spring	£37.65	€ 50.82
F5-02-2B11BL-**	Single	2 Position	Spring	£37.65	€ 50.82
F5-02-2B12A-**	Single	2 Position	Spring	£37.65	€ 50.82
F5-02-2B12AL-**	Single	2 Position	Spring	£37.65	€ 50.82
F5-02-2B12B-**	Single	2 Position	Spring	£37.65	€ 50.82

NOTE: SUBSTITUTE THE ** WITH VOLTAGE PREFERENCE. 12VDC=D1, 24VDC=D2, 110V/AC 50HZ=A1, 220V/AC 50HZ=A2

SPRING CENTERED 2 POSITION SOLENOID DIRECTIONAL CONTROL VALVE					
PRODUCT REFERENCE	SINGLE SOLENOID	CONFIGURATION	SPOOL RETURN	NETT. PRICE	
				£ STERLING	€ EUROS
F5-02-2B12BL-**	Single	2 Position	Spring	£39.91	€ 45.10
F5-02-2B25B-**	Single	2 Position	Spring	£39.91	€ 45.10
F5-02-2B25BL-**	Single	2 Position	Spring	£39.91	€ 45.10
F5-02-2B40B-**	Single	2 Position	Spring	£39.91	€ 45.10
F5-02-2B40BL-**	Single	2 Position	Spring	£39.91	€ 45.10
F5-02-2B60B-**	Single	2 Position	Spring	£39.91	€ 45.10
F5-02-2B60BL-**	Single	2 Position	Spring	£39.91	€ 45.10

NOTE: SUBSTITUTE THE ** WITH VOLTAGE PREFERENCE. 12VDC=D1, 24VDC=D2, 110V/AC 50HZ=A1, 220V/AC 50HZ=A2

FLOWFIT CETOP 3 HAND OPERATED DIRECTIONAL CONTROL VALVES

www.flowfitonline.com
TECH. DATA SHEET
FCV2





MAXIMUM FLOW: 30 l/min
MAXIMUM PRESSURE: 250 Bar

SEE SPOOL CONFIGURATIONS ON PREVIOUS PAGE

SUBPLATE	SPRING CENTRED	DETENT	NETT. PRICE	
			£ STERLING	€ EUROS
DMG-02-*	W	*****	£127.74	€ 144.35
DMG-02-*	*****	O	£122.65	€ 138.60

FLOWFIT CETOP 3 NG6 MODULAR RELIEF VALVE

www.flowfitonline.com
TECH. DATA SHEET
FCV3



The Flowfit CETOP 3 NG6 Modular Relief Valve is available in a variety of configurations to control pressure in either the P, A or B ports.

There are three pressure ranges to choose from, providing the versatility to control system pressure in any application.

Pressure can be adjusted using the plastic knob (standard on all modular relief valves) but for added security, valves can also be supplied with an adjustment screw that can be locked once pressure has been set (Available upon request).

The pressure ranges available are:

- 8 - 70bar
- 35 - 140bar
- 70 - 250bar




SPECIFICATION

Nominal Size: NG6
Maximum Flow Rate: 35 l/min
Maximum Pressure: 250 Bar
Seal Material:- NBR
Max Fluid Temperature: -20° to 70°C
Oil Viscosity: -2.8 to 380 mm2/s
Weight P, A, B: 1.5kg
C: 1.7kg
Manual Adjustment: Standard on all valves

PRODUCT REFERENCE	DESCRIPTION	NETT. PRICE	
		£ STERLING	€ EUROS
FFRV-02P-K-1-20	CETOP 3 MODULAR RELIEF VALVE 8-70BAR ON P	£40.80	€ 46.10
FFRV-02P-K-2-20	CETOP 3 MODULAR RELIEF VALVE 35-140BAR ON P	£40.80	€ 46.10
FFRV-02P-K-3-20	CETOP 3 MODULAR RELIEF VALVE 70-250BAR ON P	£63.99	€ 72.31
FFRV-02A-K-1-20	CETOP 3 MODULAR RELIEF VALVE 8-70BAR ON A	£40.80	€ 46.10
FFRV-02A-K-2-20	CETOP 3 MODULAR RELIEF VALVE 35-140BAR ON A	£45.41	€ 51.31
FFRV-02A-K-3-20	CETOP 3 MODULAR RELIEF VALVE 70-250BAR ON A	£40.80	€ 46.10
FFRV-02B-K-1-20	CETOP 3 MODULAR RELIEF VALVE 8-70BAR ON B	£45.41	€ 51.31
FFRV-02B-K-2-20	CETOP 3 MODULAR RELIEF VALVE 35-140BAR ON B	£45.41	€ 51.31
FFRV-02B-K-3-20	CETOP 3 MODULAR RELIEF VALVE 70-250BAR ON B	£45.41	€ 51.31
FFRV-02C-K-1-20	CETOP 3 MODULAR RELIEF VALVE 8-70BAR ON A+B	£40.80	€ 46.10
FFRV-02C-K-2-20	CETOP 3 MODULAR RELIEF VALVE 35-140BAR ON A+B	£40.80	€ 46.10
FFRV-02C-K-3-20	CETOP 3 MODULAR RELIEF VALVE 70-250BAR ON A+B	£63.98	€ 72.30

FLOWFIT CETOP 3 NG6 MODULAR REDUCING VALVE

www.flowfitonline.com
TECH. DATA SHEET
FCV4



The Flowfit modular reducing valve is designed to lower the pressure in a specific circuit compared to the main system pressure.

There are three pressure ranges to choose from, providing the versatility to control individual circuit pressure.

Pressure can be adjusted using the plastic knob (standard on all modular reducing valves) but for added security, valves can also be supplied with an adjustment screw that can be locked once pressure has been set (Available upon request).

The pressure ranges available are:

- 8 - 70bar
- 35 - 140bar
- 70 - 250bar

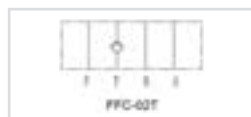
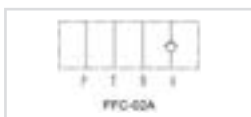
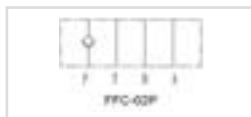
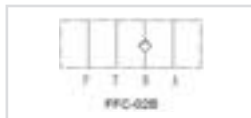
SPECIFICATION

Nominal Size: NG6
Maximum Flow Rate: 35 l/min
Maximum Pressure: 250 Bar
Seal Material:- NBR
Max Fluid Temperature: -20° to 70°C
Oil Viscosity: -2.8 to 380 mm2/s
Weight: 1.2kg
Manual Adjustment: Standard on all valves

PRODUCT REFERENCE	DESCRIPTION	NETT. PRICE	
		£ STERLING	€ EUROS
FFBRV-02P-K-1-20	CETOP 3 MODULAR REDUCING VALVE 8-70BAR ON P	£45.41	€ 51.31
FFBRV-02P-K-2-20	CETOP 3 MODULAR REDUCING VALVE 35-140BAR ON P	£45.41	€ 51.31
FFBRV-02P-K-3-20	CETOP 3 MODULAR REDUCING VALVE 70-250BAR ON P	£40.80	€ 46.10
FFBRV-02A-K-1-20	CETOP 3 MODULAR REDUCING VALVE 8-70BAR ON A	£45.41	€ 51.31
FFBRV-02A-K-2-20	CETOP 3 MODULAR REDUCING VALVE 35-140BAR ON A	£45.41	€ 51.31
FFBRV-02A-K-3-20	CETOP 3 MODULAR REDUCING VALVE 70-250BAR ON A	£45.41	€ 51.31
FFBRV-02B-K-1-20	CETOP 3 MODULAR REDUCING VALVE 8-70BAR ON B	£45.41	€ 51.31
FFBRV-02B-K-2-20	CETOP 3 MODULAR REDUCING VALVE 35-140BAR ON B	£45.41	€ 51.31
FFBRV-02B-K-3-20	CETOP 3 MODULAR REDUCING VALVE 70-250BAR ON B	£45.41	€ 51.31

FLOWFIT CETOP 3 NG6 MODULAR CHECK VALVE

www.flowfitonline.com
TECH. DATA SHEET
FCV5



The Flowfit modular check valve allows free flow in one direction and blocks the flow in the opposite direction.

Flowfit check valves are available for the A, B, P or T port and can be specified with a cracking pressure of 0.35bar or 3.5bar depending on the system requirements.

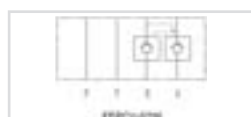
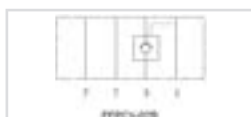
SPECIFICATION

Nominal Size: NG6
Maximum Flow Rate: 35 l/min
Maximum Pressure: 250 Bar
Seal Material: - NBR
Max Fluid Temperature: -20° to 70°C
Oil Viscosity: -2.8 to 380 mm2/s
Weight: 1.2kg
Manual Adjustment: Standard on all valves

PRODUCT REFERENCE	DESCRIPTION	NETT. PRICE	
		£ STERLING	€ EUROS
FFC-02P-05-20	CETOP 3 MODULAR CHECK VALVE C/P 0.35BAR ON P	£38.94	€ 44.01
FFC-02P-50-20	CETOP 3 MODULAR CHECK VALVE C/P 3.5BAR ON P	£37.16	€ 41.99
FFC-02A-05-20	CETOP 3 MODULAR CHECK VALVE C/P 0.35BAR ON A	£38.94	€ 44.01
FFC-02A-50-20	CETOP 3 MODULAR CHECK VALVE C/P 3.5BAR ON A	£37.16	€ 41.99
FFC-02B-05-20	CETOP 3 MODULAR CHECK VALVE C/P 0.35BAR ON B	£37.16	€ 41.99
FFC-02B-50-20	CETOP 3 MODULAR CHECK VALVE C/P 3.5BAR ON B	£37.16	€ 41.99
FFC-02T-05-20	CETOP 3 MODULAR CHECK VALVE C/P 0.35BAR ON T	£37.16	€ 41.99
FFC-02T-50-20	CETOP 3 MODULAR CHECK VALVE C/P 3.5BAR ON T	£37.16	€ 41.99

FLOWFIT CETOP 3 NG6 MODULAR PILOT OPERATED CHECK VALVE

www.flowfitonline.com
TECH. DATA SHEET
FCV6



The Flowfit modular pilot operated (P/O) check valve allows free flow in one direction and pilot pressure allows flow in the opposite direction.

Flowfit pilot operated check valves are available for the A or B ports individually, or the A and B ports combined. They can be specified with a cracking pressure of 0.35bar or 3.5bar depending on the system requirements

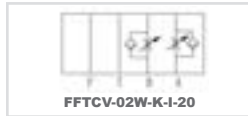
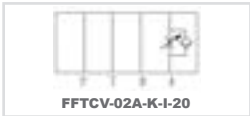
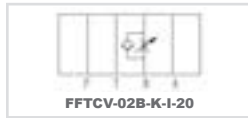
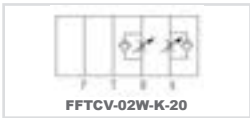
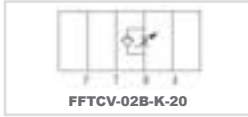
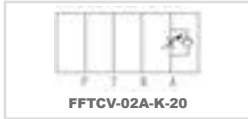
SPECIFICATION

Nominal Size: NG6
Maximum Flow Rate: 35 l/min
Maximum Pressure: 250 Bar
Seal Material: - NBR
Max Fluid Temperature: -20° to 70°C
Oil Viscosity: -2.8 to 380 mm2/s
Weight: 1.1kg

PRODUCT REFERENCE	DESCRIPTION	NETT. PRIC	
		£ STERLING	€ EUROS
FFPCV-02A-05-20	CETOP 3 MODULAR P/O CHECK VALVE C/P 0.35BAR ON A	£41.28	€ 46.64
FFPCV-02A-50-20	CETOP 3 MODULAR P/O CHECK VALVE C/P 3.5BAR ON A	£41.28	€ 46.64
FFPCV-02B-05-20	CETOP 3 MODULAR P/O CHECK VALVE C/P 0.35BAR ON B	£41.28	€ 46.64
FFPCV-02B-50-20	CETOP 3 MODULAR P/O CHECK VALVE C/P 3.5BAR ON B	£43.35	€ 48.99
FFPCV-02W-05-20	CETOP 3 MODULAR P/O CHECK VALVE C/P 0.35BAR ON A AND B	£43.35	€ 48.99
FFPCV-02W-50-20	CETOP 3 MODULAR P/O CHECK VALVE C/P 3.5BAR ON A AND B	£38.94	€ 44.01

FLOWFIT CETOP 3 NG6 MODULAR FLOW CONTROL VALVE WITH CHECK

www.flowfitonline.com
TECH. DATA SHEET
FCV7



The Flowfit modular flow control valves regulate the flow of oil through the circuit in one direction whilst allowing free flow in the opposite direction using a check valve.

Two types of valve are available; the first meters the flow of oil into the circuit (allowing free flow out), while the second meters the flow out of the circuit (allowing free flow in).

Flow on the metered side can be adjusted using the plastic knob (standard on all modular flow control valves) but for added security, valves can also be supplied with an adjustment screw that can be locked once the desired flow has been set (Available upon request).

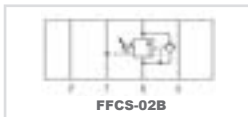
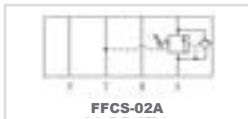
SPECIFICATION

- Nominal Size:** NG6
- Maximum Flow Rate:** 35 l/min
- Maximum Pressure:** 250 Bar
- Seal Material:-** NBR
- Max Fluid Temperature:** -20° to 70°C
- Oil Viscosity:** -2.8 to 380 mm²/s
- Weight:** A, B 1.2kg
W 1.4kg
- Manual Adjustment:** Standard on all valves

PRODUCT REFERENCE	DESCRIPTION	NETT. PRICE	
		£ STERLING	€ EUROS
FFTCV-02A-K-20	CETOP 3 MODULAR FLOW CONTROL VALVE MTR OUT ON A PORT	£45.41	€ 51.31
FFTCV-02A-K-I-20	CETOP 3 MODULAR FLOW CONTROL VALVE MTR IN ON A PORT	£45.41	€ 51.31
FFTCV-02B-K-20	CETOP 3 MODULAR FLOW CONTROL VALVE MTR OUT ON B PORT	£45.41	€ 51.31
FFTCV-02B-K-I-20	CETOP 3 MODULAR FLOW CONTROL VALVE MTR IN ON B PORT	£45.41	€ 51.31
FFTCV-02W-K-20	CETOP 3 MODULAR FLOW CONTROL VALVE MTR OUT ON A+B PORT	£45.41	€ 51.31
FFTCV-02W-K-I-20	CETOP 3 MODULAR FLOW CONTROL VALVE MTR IN ON A+B PORT	£45.41	€ 51.31

FLOWFIT CETOP 3 NG6 MODULAR COUNTER BALANCE VALVE

www.flowfitonline.com
TECH. DATA SHEET
FCV8



The Flowfit modular counter balance valve is designed to equalize the pressure in a specific line of a hydraulic system.

Pressure can be adjusted using the plastic knob (standard on all modular counter balance valves) but for added security, valves can also be supplied with an adjustment screw that can be locked once pressure has been set (Available upon request).

The pressure ranges available are:
8 - 70bar
35 - 140bar
70 - 250bar

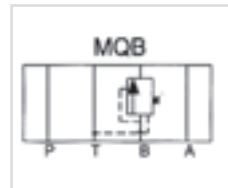
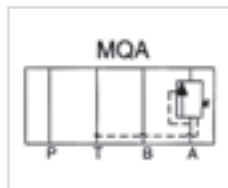
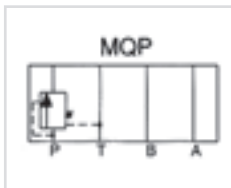
SPECIFICATION

- Nominal Size:** NG6
- Maximum Flow Rate:** 35 l/min
- Maximum Pressure:** 250 Bar
- Seal Material:-** NBR
- Max Fluid Temperature:** -20° to 70°C
- Oil Viscosity:** -2.8 to 380 mm²/s
- Weight:** 1.5kg
- Manual Adjustment:** Standard on all valves

PRODUCT REFERENCE	DESCRIPTION	NETT. PRICE	
		£ STERLING	€ EUROS
FFCS-02A-K-1-20	CETOP 3 MODULAR COUNTER BALANCE VALVE 8-70BAR ON A LINE	£38.94	€ 44.01
FFCS-02A-K-2-20	CETOP 3 MODULAR COUNTER BALANCE VALVE 35-140BAR ON A LINE	£38.94	€ 44.01
FFCS-02A-K-3-20	CETOP 3 MODULAR COUNTER BALANCE VALVE 70-250BAR ON A LINE	£82.56	€ 93.30
FFCS-02B-K-1-20	CETOP 3 MODULAR COUNTER BALANCE VALVE 8-70BAR ON B LINE	£38.94	€ 44.01
FFCS-02B-K-2-20	CETOP 3 MODULAR COUNTER BALANCE VALVE 35-140BAR ON B LINE	£82.56	€ 93.30
FFCS-02B-K-3-20	CETOP 3 MODULAR COUNTER BALANCE VALVE 70-250BAR ON B LINE	£82.56	€ 93.30

FLOWFIT CETOP 3 SEQUENCE VALVES

www.flowfitonline.com
TECH. DATA SHEET
FCV11

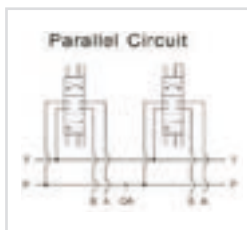


CODE	DESCRIPTION	NETT. PRICE	
		£ STERLING	€ EUROS
MQP-02-★	CETOP 3 SEQUENCE VALVE ON P PORT	£140.23	€ 158.46
MQA-02-B	CETOP 3 SEQUENCE VALVE ON A PORT	£140.23	€ 158.46
MQB-02-B	CETOP 3 SEQUENCE VALVE ON B PORT	£140.23	€ 158.46

B = 8 - 70 Bar, C = 35 - 140 Bar, H = 105 - 250 Bar
02 = 40 l/m • H = Pressure Range

FLOWFIT CETOP 3 NG6 STEEL PARALLEL CIRCUIT MANIFOLD

www.flowfitonline.com
TECH. DATA SHEET
FCV12



The Flowfit CETOP 3 parallel circuit manifold is precision machined from a mild steel block with sizes of 3/8" BSP for A & B ports and 1/2" BSP for P & T ports.

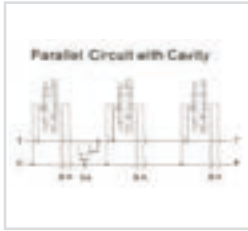
Flowfit manifolds are available from 1 to 10 stations with a 1/4" BSP Gauge port machined as standard on the 2 station and above (not available on the 1 station manifold).

PRODUCT REFERENCE	DESCRIPTION	NETT. PRICE	
		£ STERLING	€ EUROS
MD-03P-1-G	CETOP 3 1 STATION STEEL MANIFOLD NO RV CAVITY	£24.77	€ 27.99
MD-03P-2-G	CETOP 3 2 STATION STEEL MANIFOLD NO RV CAVITY	£45.41	€ 51.31
MD-03P-3-G	CETOP 3 3 STATION STEEL MANIFOLD NO RV CAVITY	£66.74	€ 75.41
MD-03P-4-G	CETOP 3 4 STATION STEEL MANIFOLD NO RV CAVITY	£90.83	€ 102.64
MD-03P-5-G	CETOP 3 5 STATION STEEL MANIFOLD NO RV CAVITY	£115.59	€ 130.62
MD-03P-6-G	CETOP 3 6 STATION STEEL MANIFOLD NO RV CAVITY	£140.37	€ 158.61
MD-03P-7-G	CETOP 3 7 STATION STEEL MANIFOLD NO RV CAVITY	£165.14	€ 186.61
MD-03P-8-G	CETOP 3 8 STATION STEEL MANIFOLD NO RV CAVITY	£189.90	€ 214.59
MD-03P-9-G	CETOP 3 9 STATION STEEL MANIFOLD NO RV CAVITY	£214.67	€ 242.58
MD-03P-10-G	CETOP 3 10 STATION STEEL MANIFOLD NO RV CAVITY	£243.57	€ 275.23

If the part number needed is not listed please ask the Flowfit Sales Team

FLOWFIT CETOP 3 NG6 STEEL PARALLEL CIRCUIT MANIFOLD WITH RELIEF VALVE CAVITY

www.flowfitonline.com
TECH. DATA SHEET
FCV9



The Flowfit CETOP 3 parallel circuit manifold is precision machined from a steel block with sizes of 3/8" BSP for A & B ports and 1/2" BSP for P & T ports. The manifold also comes with a machined port for a relief valve.

Flowfit manifolds are available from 1 to 10 stations with a 1/4" BSP Gauge port machined as standard on the 2 station and above (not available on the 1 station manifold).

PRODUCT REFERENCE	DESCRIPTION	NETT. PRICE	
		£ STERLING	€ EUROS
MD-03P-1-G-M26	CETOP 3 1 STATION STEEL MANIFOLD WITH RV CAVITY	£63.56	€ 71.82
MD-03P-2-G-M26	CETOP 3 2 STATION STEEL MANIFOLD WITH RV CAVITY	£80.16	€ 90.58
MD-03P-3-G-M26	CETOP 3 3 STATION STEEL MANIFOLD WITH RV CAVITY	£108.20	€ 122.27
MD-03P-4-G-M26	CETOP 3 4 STATION STEEL MANIFOLD WITH RV CAVITY	£136.89	€ 154.68
MD-03P-5-G-M26	CETOP 3 5 STATION STEEL MANIFOLD WITH RV CAVITY	£168.44	€ 190.34
MD-03P-6-G-M26	CETOP 3 6 STATION STEEL MANIFOLD WITH RV CAVITY	£194.16	€ 219.40
MD-03P-7-G-M26	CETOP 3 7 STATION STEEL MANIFOLD WITH RV CAVITY	£226.85	€ 256.34
MD-03P-8-G-M26	CETOP 3 8 STATION STEEL MANIFOLD WITH RV CAVITY	£261.42	€ 295.40
MD-03P-9-G-M26	CETOP 3 9 STATION STEEL MANIFOLD WITH RV CAVITY	£287.81	€ 325.23
MD-03P-10-G-M26	CETOP 3 10 STATION STEEL MANIFOLD WITH RV CAVITY	£320.15	€ 361.77
VC0800/300	CETOP 3 RELIEF CARTRIDGE ONLY	£23.09	€ 26.09

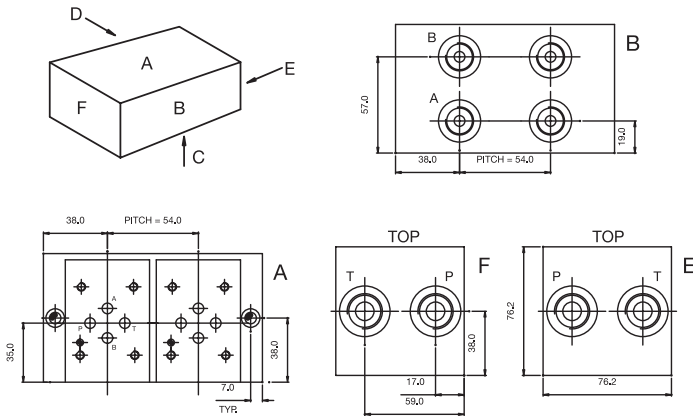
NOTE

VC0800/300 Cetop 3 Relief Valve Cartridge needs to be purchased when ordering 'Cetop 3 NG6 Steel Parallel Circuit with Relief Valve Cavity'.

FLOWFIT SIDE ENTRY CETOP 3



www.flowfitonline.com
TECH. DATA SHEET
FCV10



ORDERING CODE INFORMATION

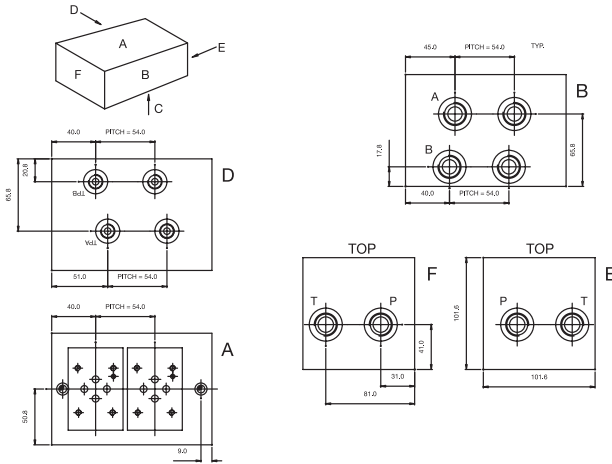
- Steel** Code No. 105161/★
Alum. Alloy
Available on request
★ = Number of stations
- Material** Steel
Alum. Alloy
- Working Pressure** Steel 315 Bar
Alum. Alloy 250 Bar
- 'A' and 'B' Ports** 3/8" BSP
- 'P' and 'T' Ports** 1/2" BSP
- Valve Fixings** M5 x 12
Full Thread
- Manifold Fixings** 6.8 Dia Through
C'Bore 11 Dia x 9 dp
- Pitch** 54.0mm

SIDE ENTRY - CETOP 3				
ORDER CODE	NUMBER OF STATIONS	OVERALL LENGTH	OVERALL WEIGHT	NETT. PRICE
				£ STERLING € EUROS
105161/1	ONE	76.0	3.0 Kgs	£80.56 € 91.03
105161/2	TWO	130.0	5.3 Kgs	£119.04 € 134.51
105161/3	THREE	184.0	7.6 Kgs	£152.07 € 171.84
105161/4	FOUR	238.0	10.0 Kgs	£190.59 € 215.36
105161/5	FIVE	292.0	12.2 Kgs	£239.99 € 271.19
105161/6	SIX	346.0	14.5 Kgs	£289.67 € 327.32
105161/7	SEVEN	400.0	16.8 Kgs	£345.26 € 390.15
105161/8	EIGHT	454.0	19.1 Kgs	£399.59 € 451.53

FLOWFIT SIDE ENTRY TEST POINT CETOP 3



www.flowfitonline.com
TECH. DATA SHEET
FCV13



ORDERING CODE INFORMATION

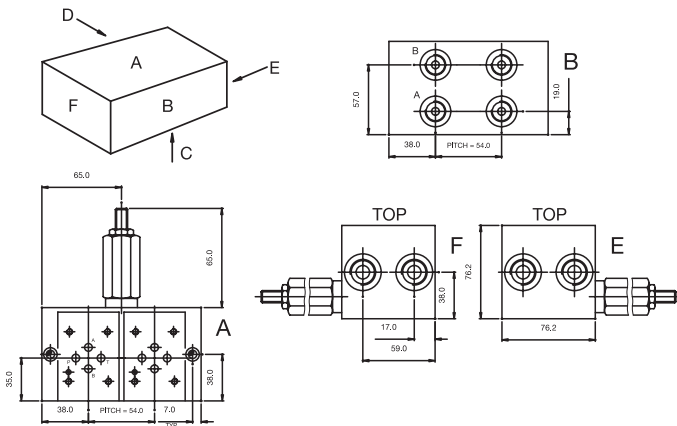
- Steel** Code No. 125161/★
Alum. Alloy
Available on request
★ = Number of stations
- Material** Steel
Alum. Alloy
- Working Pressure** Steel 315 Bar
Alum. Alloy 250 Bar
- 'A' and 'B' Ports** 1/2" BSP
- 'P' and 'T' Ports** 1/2" BSP
- Test Points** 1/4" BSP
- Valve Fixings** M5 x 12
Full Thread
- Manifold Fixings** 6.8 Dia Through
C'Bore 11 Dia x 9 dp
- Pitch** 54.0mm

SIDE ENTRY TEST POINT • CETOP 3					
ORDER CODE	NUMBER OF STATIONS	OVERALL LENGTH	OVERALL WEIGHT	NETT. PRICE	
				£ STERLING	€ EUROS
125161/1	ONE	92.0	6.7 Kgs	£179.91	€ 203.30
125161/2	TWO	146.0	10.7 Kgs	£271.66	€ 306.97
125161/3	THREE	200.0	14.6 Kgs	£362.99	€ 410.17
125161/4	FOUR	254.0	18.6 Kgs	£455.75	€ 514.99
125161/5	FIVE	308.0	22.5 Kgs	£547.89	€ 619.12
125161/6	SIX	362.0	26.5 Kgs	£642.66	€ 726.20
125161/7	SEVEN	416.0	30.5 Kgs	£738.63	€ 834.65
125161/8	EIGHT	416.0	34.5 Kgs	£833.16	€ 941.47

FLOWFIT SIDE ENTRY RELIEF VALVE CETOP 3



www.flowfitonline.com
TECH. DATA SHEET
FCV4



ORDERING CODE INFORMATION

- Steel** Code No. 115161/★
Alum. Alloy
Available on request
★ = Number of stations
- Material** Steel
Alum. Alloy
- Working Pressure** Steel 315 Bar
Alum. Alloy 250 Bar
- 'A' and 'B' Ports** 3/8" BSP
- 'P' and 'T' Ports** 1/2" BSP
- Valve Fixings** M5 x 12
Full Thread
- Manifold Fixings** 6.8 Dia Through
C'Bore 11 Dia x 9 dp
- Adjustable Press.** 5 to 420 Bar Range
- Pitch** 54.0mm

SIDE ENTRY RELIEF VALVE • CETOP 3					
ORDER CODE	NUMBER OF STATIONS	OVERALL LENGTH	OVERALL WEIGHT	NETT. PRICE	
				£ STERLING	€ EUROS
115161/1	ONE	105.0	4.1 Kgs	£247.75	€ 279.96
115161/2	TWO	130.0	5.3 Kgs	£266.23	€ 300.84
115161/3	THREE	184.0	7.6 Kgs	£319.37	€ 360.89
115161/4	FOUR	238.0	10.0 Kgs	£357.88	€ 404.40
115161/5	FIVE	292.0	12.2 Kgs	£407.38	€ 460.34
115161/6	SIX	346.0	14.5 Kgs	£456.82	€ 516.20
115161/7	SEVEN	400.0	16.8 Kgs	£512.44	€ 579.05
115161/8	EIGHT	454.0	19.1 Kgs	£566.38	€ 640.01

FLOWFIT CETOP 3 NG6 STEEL SUBPLATE WITH SIDE PORTS

www.flowfitonline.com
TECH. DATA SHEET
FCV15



The Flowfit CETOP 3 subplate is machined from steel and is available with 3/8" BSP, 1/2" BSP or 3/4" BSP side ports.

PRODUCT REFERENCE	DESCRIPTION	NETT. PRICE	
		£ STERLING	€ EUROS
D-03-SP-S-6G	CETOP 3 SUBPLATE SIDE ENTRY 3/8" BSPP PORTED	£18.57	€ 20.99
D-03-SP-S-8G	CETOP 3 SUBPLATE SIDE ENTRY 1/2" BSPP PORTED	£20.41	€ 23.06
D-03-SP-S-12G	CETOP 3 SUBPLATE SIDE ENTRY 3/4" BSPP PORTED	£31.79	€ 35.92

FLOWFIT CETOP 3 NG6 STEEL SUBPLATE WITH BASE PORTS

www.flowfitonline.com
TECH. DATA SHEET
FCV16

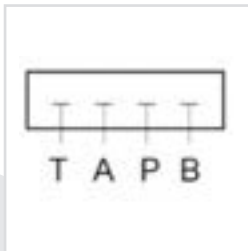


The Flowfit CETOP 3 subplate is machined from steel and is available with 3/8" BSP, 1/2" BSP or 3/4" BSP base ports.

PRODUCT REFERENCE	DESCRIPTION	NETT. PRICE	
		£ STERLING	€ EUROS
D-03-SP-B-6G	CETOP 3 SUBPLATE BASE ENTRY 3/8" BSPP PORTED	£18.57	€ 20.99
D-03-SP-B-8G	CETOP 3 SUBPLATE BASE ENTRY 1/2" BSPP PORTED	£20.41	€ 23.06
D-03-SP-B-12G	CETOP 3 SUBPLATE BASE ENTRY 3/4" BSPP PORTED	£31.79	€ 35.92
DSGM-02-032-B25-BSPP	CETOP 3 3/8" P+T BOTTOM, A + B SIDE	£35.71	€ 40.35

FLOWFIT CETOP 3 NG6 STEEL COVER PLATE

www.flowfitonline.com
TECH. DATA SHEET
FCV17



The Flowfit steel cover plate replaces a CETOP 3 solenoid valve on the steel manifold, providing a pressure blank to enable the remaining stations to operate.



PRODUCT REFERENCE	DESCRIPTION	NETT. PRICE	
		£ STERLING	€ EUROS
D-03-CP-G	CETOP 3 COVER PLATE	£5.83	€ 6.59

FLOWFIT CETOP 5 NG10 SOLENOID DIRECTIONAL CONTROL VALVE

www.flowfitonline.com
TECH. DATA SHEET
FCV18

Flowfit offer a large range of solenoid operated CETOP 5 NG10 with a maximum flow of 120 l/min, commonly used in powerpacks and other hydraulic applications. Available in 12VDC, 24VDC, 110VAC and 220VAC.

Flowfit F5-03 series CETOP 5 NG10 solenoid valves are Electro-Hydraulic spool type valves. They are solenoid operated and control the start, stop and direction of the oil flow in the hydraulic circuit.

They are used for hydraulic powerpacks as well as for stand alone hydraulic manifold blocks.



SPECIFICATION

- Nominal Size: NG10
- Maximum Flow Rate: 120 l/min
- Maximum Pressure: A,B,P = 315 Bar
- Seal Material:- NBR
- Max Fluid Temperature: -20° to 70°C
- Oil Viscosity: -2.8 to 380 mm2/s
- Switch Cycles Open: 50 ~ 60ms
- Closed: 50 ~ 70ms
- Switch Frequency: 15000 times per hour
- Insulation Grade: IP65
- Weight: Single Solenoid: 4.8kg,
 Double Solenoid: 6.1kg
- Voltages: 12VDC=D1, 24VDC=D2, 1
 10V/AC 50HZ=A1,
 220V/AC 50HZ=A2
- Manual Override: Standard on all valves
- Connector Type: DIN Plug (with LED)



FLOWFIT CETOP 5 NG10 SPRING CENTERED 3 POSITION DOUBLE ACTING SOLENOID DIRECTIONAL CONTROL VALVE

PRODUCT REFERENCE	DOUBLE SOLENOID	CONFIGURATION	SPOOL RETURN	NETT. PRICE	
				£ STERLING	€ EUROS
F5-03-3C2-**	Double	3 Position	Spring	£99.08	€ 111.96
F5-03-3C3-**	Double	3 Position	Spring	£99.08	€ 111.96
F5-03-3C4-**	Double	3 Position	Spring	£99.08	€ 111.96
F5-03-3C5-**	Double	3 Position	Spring	£99.08	€ 111.96
F5-03-3C9-**	Double	3 Position	Spring	£99.08	€ 111.96
F5-03-3C10-**	Double	3 Position	Spring	£99.08	€ 111.96
F5-03-3C11-**	Double	3 Position	Spring	£99.08	€ 111.96
F5-03-3C12-**	Double	3 Position	Spring	£99.08	€ 111.96
F5-03-3C25-**	Double	3 Position	Spring	£99.08	€ 111.96
F5-03-3C40-**	Double	3 Position	Spring	£99.08	€ 111.96
F5-03-3C60-**	Double	3 Position	Spring	£93.47	€ 126.19

NOTE: SUBSTITUTE THE ** WITH VOLTAGE PREFERENCE. 12VDC=D1, 24VDC=D2, 110V/AC 50HZ=A1, 220V/AC 50HZ=A2

SPRING OFFSET 2 POSITION SOLENOID DIRECTIONAL CONTROL VALVE						
PRODUCT REFERENCE	SINGLE SOLENOID	CONFIGURATION	SPOOL RETURN	NETT. PRICE		
				£ STERLING	€ EUROS	
F5-03-2B2-**	Single	2 Position	Spring	£99.08	€ 111.96	
F5-03-2B2L-**	Single	2 Position	Spring	£64.68	€ 73.09	
F5-03-2B2A-**	Single	2 Position	Spring	£64.68	€ 73.09	
F5-03-2B2AL-**	Single	2 Position	Spring	£64.68	€ 73.09	
F5-03-2B2B-**	Single	2 Position	Spring	£64.68	€ 73.09	
F5-03-2B2BL-**	Single	2 Position	Spring	£64.68	€ 73.09	
F5-03-2B3-**	Single	2 Position	Spring	£64.68	€ 73.09	
F5-03-2B3L-**	Single	2 Position	Spring	£64.68	€ 73.09	
F5-03-2B3A-**	Single	2 Position	Spring	£64.68	€ 73.09	
F5-03-2B3AL-**	Single	2 Position	Spring	£64.68	€ 73.09	
F5-03-2B3B-**	Single	2 Position	Spring	£64.68	€ 73.09	
F5-03-2B3BL-**	Single	2 Position	Spring	£64.68	€ 73.09	
F5-03-2B4B-**	Single	2 Position	Spring	£64.68	€ 73.09	
F5-03-2B4BL-**	Single	2 Position	Spring	£64.68	€ 73.09	
F5-03-2B5B-**	Single	2 Position	Spring	£64.68	€ 73.09	
F5-03-2B5BL-**	Single	2 Position	Spring	£64.68	€ 73.09	
F5-03-2B8-**	Single	2 Position	Spring	£64.68	€ 73.09	
F5-03-2B8L-**	Single	2 Position	Spring	£64.68	€ 73.09	
F5-03-2B9B-**	Single	2 Position	Spring	£64.68	€ 73.09	
F5-03-2B9BL-**	Single	2 Position	Spring	£64.68	€ 73.09	
F5-03-2B10B-**	Single	2 Position	Spring	£64.68	€ 73.09	
F5-03-2B10BL-**	Single	2 Position	Spring	£64.68	€ 73.09	
F5-03-2B11B-**	Single	2 Position	Spring	£64.68	€ 73.09	
F5-03-2B11BL-**	Single	2 Position	Spring	£64.68	€ 73.09	
F5-03-2B12A-**	Single	2 Position	Spring	£64.68	€ 73.09	
F5-03-2B12AL-**	Single	2 Position	Spring	£64.68	€ 73.09	
F5-03-2B12B-**	Single	2 Position	Spring	£64.68	€ 73.09	

SPRING CENTERED 2 POSITION SOLENOID DIRECTIONAL CONTROL VALVE						
PRODUCT REFERENCE	SINGLE SOLENOID	CONFIGURATION	SPOOL RETURN	NETT. PRICE		
				£ STERLING	€ EUROS	
F5-03-2B12BL-**	Single	2 Position	Spring	£64.68	€ 73.09	
F5-03-2B25B-**	Single	2 Position	Spring	£64.68	€ 73.09	
F5-03-2B25BL-**	Single	2 Position	Spring	£64.68	€ 73.09	
F5-03-2B40B-**	Single	2 Position	Spring	£64.68	€ 73.09	
F5-03-2B40BL-**	Single	2 Position	Spring	£64.68	€ 73.09	
F5-03-2B60B-**	Single	2 Position	Spring	£64.68	€ 73.09	
F5-03-2B60BL-**	Single	2 Position	Spring	£64.68	€ 73.09	

NOTE: SUBSTITUTE THE ** WITH VOLTAGE PREFERENCE.12VDC=D1, 24VDC=D2, 110V/AC 50HZ=A1, 220V/AC 50HZ=A2

FLOWFIT CETOP 5 HAND OPERATED DIRECTIONAL CONTROL VALVES

www.flowfitonline.com
TECH. DATA SHEET
FCV19







MAXIMUM FLOW: 50 l/min
MAXIMUM PRESSURE: 250 Bar

SEE SPOOL CONFIGURATIONS ON PREVIOUS PAGE

SUBPLATE	SPRING CENTRED	DETENT	PRICE	
			£ STERLING	€ EUROS
DMG-03-*	W	*****	£170.34	€ 192.49
DMG-03-*	*****	O	£182.15	€ 205.83

FLOWFIT CETOP 5 NG10 MODULAR RELIEF VALVE

www.flowfitonline.com
TECH. DATA SHEET
FCV20



The Flowfit CETOP 5 NG10 Modular Relief Valve is available in a variety of configurations to control pressure in either the P, A or B ports.

There are three pressure ranges to choose from, providing the versatility to control system pressure in any application.

Pressure can be adjusted using the plastic knob (standard on all modular relief valves) but for added security, valves can also be supplied with an adjustment screw that can be locked once pressure has been set (Available upon request).

The pressure ranges available are:

- 8 - 70bar
- 35 - 140bar
- 70 - 250bar




SPECIFICATION

- Nominal Size:** NG10
- Maximum Flow Rate:** 70 l/min
- Maximum Pressure:** 250 Bar
- Seal Material:-** NBR
- Max Fluid Temperature:** -20° to 70°C
- Oil Viscosity:** -2.8 to 380 mm2/s
- Weight** P, A, B: 3.3kg
- C: 3.7kg
- Manual Adjustment:** Standard on all valves

PRODUCT REFERENCE	DESCRIPTION	NETT. PRICE	
		£ STERLING	€ EUROS
FFRV-03P-K-1-20	CETOP 5 MODULAR RELIEF VALVE 8-70BAR ON P	£63.98	€ 72.30
FFRV-03P-K-2-20	CETOP 5 MODULAR RELIEF VALVE 35-140BAR ON P	£63.98	€ 72.30
FFRV-03P-K-3-20	CETOP 5 MODULAR RELIEF VALVE 70-250BAR ON P	£63.98	€ 72.30
FFRV-03A-K-1-20	CETOP 5 MODULAR RELIEF VALVE 8-70BAR ON A	£63.98	€ 72.30
FFRV-03A-K-2-20	CETOP 5 MODULAR RELIEF VALVE 35-140BAR ON A	£63.98	€ 72.30
FFRV-03A-K-3-20	CETOP 5 MODULAR RELIEF VALVE 70-250BAR ON A	£74.18	€ 83.82
FFRV-03B-K-1-20	CETOP 5 MODULAR RELIEF VALVE 8-70BAR ON B	£63.98	€ 72.30
FFRV-03B-K-2-20	CETOP 5 MODULAR RELIEF VALVE 35-140BAR ON B	£63.98	€ 72.30
FFRV-03B-K-3-20	CETOP 5 MODULAR RELIEF VALVE 70-250BAR ON B	£74.18	€ 83.82
FFRV-03C-K-1-20	CETOP 5 MODULAR RELIEF VALVE 8-70BAR ON A+B	£82.56	€ 93.30
FFRV-03C-K-2-20	CETOP 5 MODULAR RELIEF VALVE 35-140BAR ON A+B	£89.18	€ 100.77
FFRV-03C-K-3-20	CETOP 5 MODULAR RELIEF VALVE 70-250BAR ON A+B	£82.56	€ 93.30

FLOWFIT CETOP 5 NG10 MODULAR REDUCING VALVE

www.flowfitonline.com
TECH. DATA SHEET
FCV21



The Flowfit modular reducing valve is designed to lower the pressure in a specific circuit compared to the main system pressure.

There are three pressure ranges to choose from, providing the versatility to control individual circuit pressure.

Pressure can be adjusted using the plastic knob (standard on all modular reducing valves) but for added security, valves can also be supplied with an adjustment screw that can be locked once pressure has been set (Available upon request).

The pressure ranges available are:

- 8 - 70bar
- 35 - 140bar
- 70 - 250bar

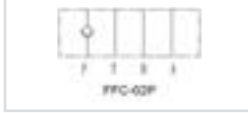
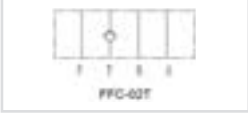
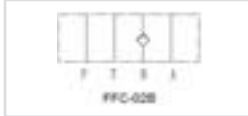
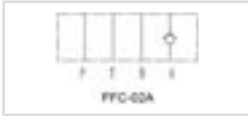
SPECIFICATION

- Nominal Size:** NG10
- Maximum Flow Rate:** 70 l/min
- Maximum Pressure:** 250 Bar
- Seal Material:-** NBR
- Max Fluid Temperature:** -20° to 70°C
- Oil Viscosity:** -2.8 to 380 mm2/s
- Weight:** 3.3kg
- Manual Adjustment:** Standard on all valves

PRODUCT REFERENCE	DESCRIPTION	NETT. PRICE	
		£ STERLING	€ EUROS
FFBRV-03P-K-1-20	CETOP 5 MODULAR REDUCING VALVE 8-70BAR ON P	£63.98	€ 72.30
FFBRV-03P-K-2-20	CETOP 5 MODULAR REDUCING VALVE 35-140BAR ON P	£63.98	€ 72.30
FFBRV-03P-K-3-20	CETOP 5 MODULAR REDUCING VALVE 70-250BAR ON P	£63.98	€ 72.30
FFBRV-03A-K-1-20	CETOP 5 MODULAR REDUCING VALVE 8-70BAR ON A	£63.98	€ 72.30
FFBRV-03A-K-2-20	CETOP 5 MODULAR REDUCING VALVE 35-140BAR ON A	£63.98	€ 72.30
FFBRV-03A-K-3-20	CETOP 5 MODULAR REDUCING VALVE 70-250BAR ON A	£63.98	€ 72.30
FFBRV-03B-K-1-20	CETOP 5 MODULAR REDUCING VALVE 8-70BAR ON B	£63.98	€ 72.30
FFBRV-03B-K-2-20	CETOP 5 MODULAR REDUCING VALVE 35-140BAR ON B	£63.98	€ 72.30
FFBRV-03B-K-3-20	CETOP 5 MODULAR REDUCING VALVE 70-250BAR ON B	£63.98	€ 72.30

FLOWFIT CETOP 5 NG10 MODULAR CHECK VALVE

www.flowfitonline.com
TECH. DATA SHEET
FCV22



The Flowfit modular check valve allows free flow in one direction and blocks the flow in the opposite direction.

Flowfit check valves are available for the A, B, P or T port and can be specified with a cracking pressure of 0.35bar or 3.5bar depending on the system requirements.

SPECIFICATION

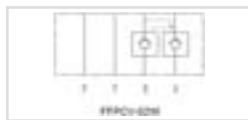
Nominal Size: NG10
Maximum Flow Rate: 70 l/min
Maximum Pressure: 250 Bar
Seal Material:- NBR
Max Fluid Temperature: -20° to 70°C
Oil Viscosity: -2.8 to 380 mm²/s
Weight: 2.5kg



PRODUCT REFERENCE	DESCRIPTION	NETT. PRICE	
		£ STERLING	€ EUROS
FFC-03P-05-20	CETOP 5 MODULAR CHECK VALVE C/P 0.35BAR ON P	£57.79	€ 65.30
FFC-03P-50-20	CETOP 5 MODULAR CHECK VALVE C/P 3.5BAR ON P	£57.79	€ 65.30
FFC-03A-05-20	CETOP 5 MODULAR CHECK VALVE C/P 0.35BAR ON A	£57.79	€ 65.30
FFC-03A-50-20	CETOP 5 MODULAR CHECK VALVE C/P 3.5BAR ON A	£57.79	€ 65.30
FFC-03B-05-20	CETOP 5 MODULAR CHECK VALVE C/P 0.35BAR ON B	£57.79	€ 65.30
FFC-03B-50-20	CETOP 5 MODULAR CHECK VALVE C/P 3.5BAR ON B	£57.79	€ 65.30
FFC-03T-05-20	CETOP 5 MODULAR CHECK VALVE C/P 0.35BAR ON T	£57.79	€ 65.30
FFC-03T-50-20	CETOP 5 MODULAR CHECK VALVE C/P 3.5BAR ON T	£57.79	€ 65.30

FLOWFIT CETOP 5 NG10 MODULAR PILOT OPERATED CHECK VALVE

www.flowfitonline.com
TECH. DATA SHEET
FCV23



The Flowfit modular pilot operated (P/O) check valve allows free flow in one direction and pilot pressure allows flow in the opposite direction.

Flowfit pilot operated check valves are available for the A or B ports individually, or the A and B ports combined. They can be specified with a cracking pressure of 0.35bar or 3.5bar depending on the system requirements

SPECIFICATION

Nominal Size: NG10
Maximum Flow Rate: 70 l/min
Maximum Pressure: 250 Bar
Seal Material:- NBR
Max Fluid Temperature: -20° to 70°C
Oil Viscosity: -2.8 to 380 mm²/s
Weight: 2.6kg

PRODUCT REFERENCE	DESCRIPTION	NETT. PRIC	
		£ STERLING	€ EUROS
FFPCV-03A-05-20	CETOP 5 MODULAR P/O CHECK VALVE C/P 0.35BAR ON A	£89.18	€ 100.77
FFPCV-03A-50-20	CETOP 5 MODULAR P/O CHECK VALVE C/P 3.5BAR ON A	£89.18	€ 100.77
FFPCV-03B-05-20	CETOP 5 MODULAR P/O CHECK VALVE C/P 0.35BAR ON B	£89.18	€ 100.77
FFPCV-03B-50-20	CETOP 5 MODULAR P/O CHECK VALVE C/P 3.5BAR ON B	£89.18	€ 100.77
FFPCV-03W-05-20	CETOP 5 MODULAR P/O CHECK VALVE C/P 0.35BAR ON A & B	£109.82	€ 124.09
FFPCV-03W-50-20	CETOP 5 MODULAR P/O CHECK VALVE C/P 3.5BAR ON A & B	£109.82	€ 124.09

FLOWFIT CETOP 5 COUNTER BALANCE VALVE

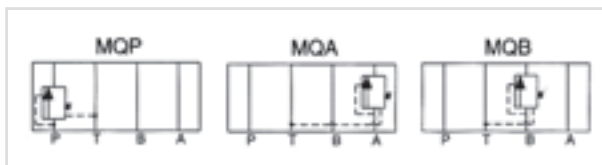
www.flowfitonline.com
TECH. DATA SHEET
FCV24



CODE	NETT. PRICE	
	£ STERLING	€ EUROS
MHA-03-★	£151.40	€ 171.08
MHB-03-★	£151.40	€ 171.08
Pressure Ranges B = 8 - 70 Bar, H = 20 - 250 Bar		
Max. Flow 03 = 80 l/m • ★ = Pressure Range		

FLOWFIT CETOP 5 SEQUENCE VALVES

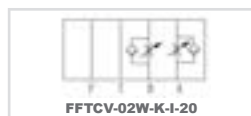
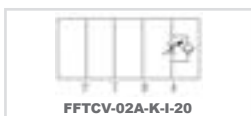
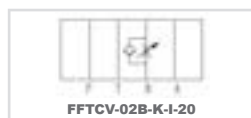
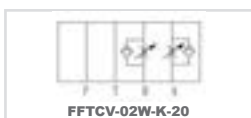
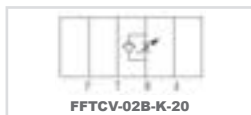
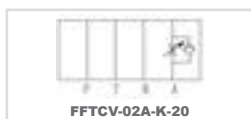
www.flowfitonline.com
TECH. DATA SHEET
FCV25



CODE	DESCRIPTION	NETT. PRICE	
		£ STERLING	€ EUROS
MQP-03-★	CETOP 5 SEQUENCE VALVE ON P PORT	£198.73	€ 224.56
MQA-03-★	CETOP 5 SEQUENCE VALVE ON A PORT	£198.73	€ 224.56
MQB-03-★	CETOP 5 SEQUENCE VALVE ON B PORT	£198.73	€ 224.56
Pressure Ranges B = 8 - 70 Bar, C = 35 - 140 Bar, H = 105 - 250 Bar			
Max. Flow 03 = 80 l/m • ★ = Pressure Range			

FLOWFIT CETOP 5 NG10 MODULAR FLOW CONTROL VALVE WITH CHECK

www.flowfitonline.com
TECH. DATA SHEET
FCV26



The Flowfit modular flow control valves regulate the flow of oil through the circuit in one direction whilst allowing free flow in the opposite direction using a check valve.

Two types of valve are available; the first meters the flow of oil into the circuit (allowing free flow out), while the second meters the flow out of the circuit (allowing free flow in).

Flow on the metered side can be adjusted using the plastic knob (standard on all modular flow control valves) but for added security, valves can also be supplied with an adjustment screw that can be locked once the desired flow has been set (Available upon request).

SPECIFICATION

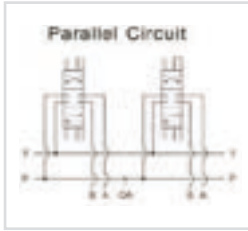
- Nominal Size: NG6
- Maximum Flow Rate: 70 l/min
- Maximum Pressure: 250 Bar
- Seal Material: - NBR
- Max Fluid Temperature: -20° to 70°C
- Oil Viscosity: -2.8 to 380 mm²/s
- Weight: A, B 2.6kg
W 2.8kg

Manual Adjustment: Standard on all valves

PRODUCT REFERENCE	DESCRIPTION	NETT. PRICE	
		£ STERLING	€ EUROS
FFTCV-03A-K-20	CETOP 5 MODULAR FLOW CONTROL VALVE MTR OUT ON A PORT	£63.98	€ 72.30
FFTCV-03A-K-I-20	CETOP 5 MODULAR LFLOW CONTROL VALVE MTR IN ON A PORT	£63.98	€ 72.30
FFTCV-03B-K-20	CETOP 5 MODULAR FLOW CONTROL VALVE MTR OUT ON B PORT	£63.98	€ 72.30
FFTCV-03B-K-I-20	CETOP 5 MODULAR LFLOW CONTROL VALVE MTR IN ON B PORT	£63.98	€ 72.30
FFTCV-03W-K-20	CETOP 5 MODULAR FLOW CONTROL VALVE MTR OUT ON A & B PORT	£68.12	€ 76.97
FFTCV-03W-K-I-20	CETOP 5 MODULAR LFLOW CONTROL VALVE MTR IN ON A & B PORT	£68.12	€ 76.97

FLOWFIT CETOP 5 NG10 STEEL PARALLEL CIRCUIT MANIFOLD

www.flowfitonline.com
TECH. DATA SHEET
FCV27



The Flowfit CETOP 5 parallel circuit manifold is precision machined from a mild steel block with sizes of 1/2" BSP for A & B ports and 3/4" BSP for P & T ports.

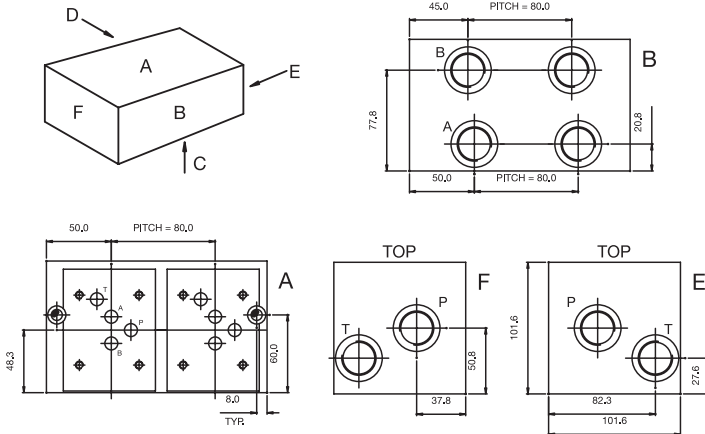
Flowfit manifolds are available from 1 to 10 stations with a 1/4" BSP Gauge port machined as standard on the 2 station and above (not available on the 1 station manifold).

PRODUCT REFERENCE	DESCRIPTION	NETT. PRICE	
		£ STERLING	€ EUROS
MD-05P-1-G	CETOP 5 1 STATION STEEL MANIFOLD NO RV CAVITY	£45.41	€ 51.31
MD-05P-2-G	CETOP 5 2 STATION STEEL MANIFOLD NO RV CAVITY	£90.83	€ 102.64
MD-05P-3-G	CETOP 5 3 STATION STEEL MANIFOLD NO RV CAVITY	£140.37	€ 158.61
MD-05P-4-G	CETOP 5 4 STATION STEEL MANIFOLD NO RV CAVITY	£187.84	€ 212.26
MD-05P-5-G	CETOP 5 5 STATION STEEL MANIFOLD NO RV CAVITY	£235.31	€ 265.90
MD-05P-6-G	CETOP 5 6 STATION STEEL MANIFOLD NO RV CAVITY	£286.91	€ 324.21
MD-05P-7-G	CETOP 5 7 STATION STEEL MANIFOLD NO RV CAVITY	£338.52	€ 382.53
MD-05P-8-G	CETOP 5 8 STATION STEEL MANIFOLD NO RV CAVITY	£392.19	€ 443.17
MD-05P-9-G	CETOP 5 9 STATION STEEL MANIFOLD NO RV CAVITY	£443.79	€ 501.48
MD-05P-10-G	CETOP 5 10 STATION STEEL MANIFOLD NO RV CAVITY	£497.46	€ 562.13

FLOWFIT SIDE ENTRY CETOP 5



www.flowfitonline.com
TECH. DATA SHEET
FCV28



ORDERING CODE INFORMATION

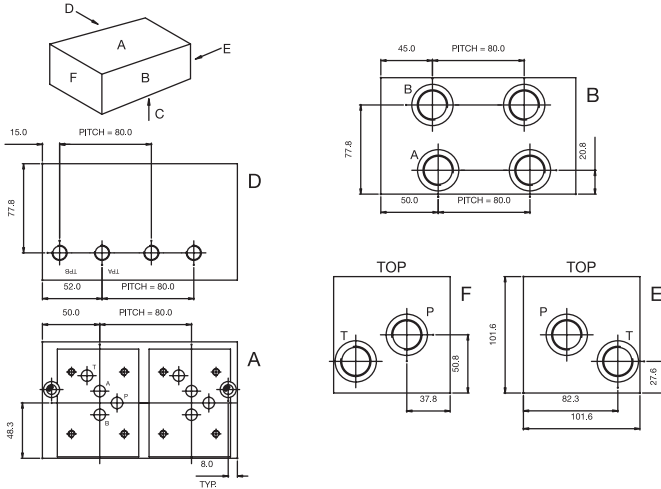
- Steel** Code No. 205171/★
Alum. Alloy Available on request
★= Number of stations
- Material** Steel
Alum. Alloy
- Working Pressure** Steel 315 Bar
Alum. Alloy 250 Bar
- 'A' and 'B' Ports** 3/4" BSP
- 'P' and 'T' Ports** 3/4" BSP
- Valve Fixings** M6 x 12
Full Thread
- Manifold Fixings** 8.5 Dia Through
C'Bore 11 Dia x 9 dp
- Pitch** 80.0mm

SIDE ENTRY • CETOP 5					
ORDER CODE	NUMBER OF STATIONS	OVERALL LENGTH	OVERALL WEIGHT	PRICE	
				£ STERLING	€ EUROS
205171/1	ONE	90.0	7.0 Kgs	£138.43	€ 156.42
205171/2	TWO	170.0	12.5 Kgs	£189.63	€ 214.29
205171/3	THREE	250.0	18.0 Kgs	£250.96	€ 283.58
205171/4	FOUR	330.0	24.0 Kgs	£323.61	€ 365.68
205171/5	FIVE	410.0	30.0 Kgs	£397.80	€ 449.51
205171/6	SIX	490.0	36.0 Kgs	£481.95	€ 544.60

FLOWFIT SIDE ENTRY TEST POINT CETOP 5



www.flowfitonline.com
TECH. DATA SHEET
FCV29



ORDERING CODE INFORMATION

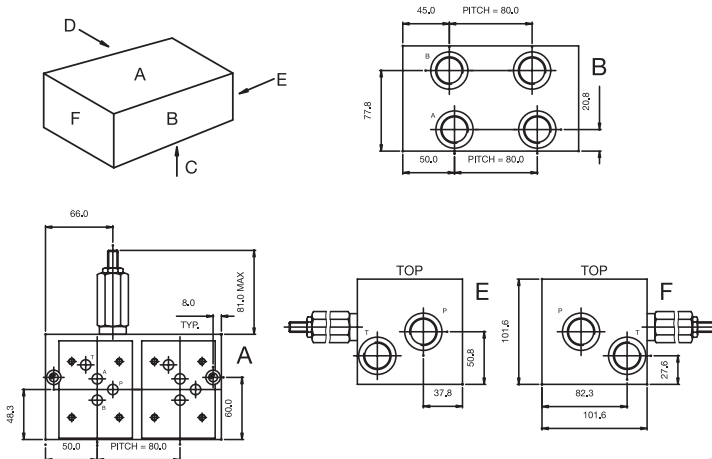
- Steel** Code No. 225171/★
Alum. Alloy Available on request
★ = Number of stations
- Material** Steel
Alum. Alloy
- Working Pressure** Steel 315 Bar
Alum. Alloy 250 Bar
- 'A' and 'B' Ports** 3/4" BSP
- 'P' and 'T' Ports** 3/4" BSP
- Test Points** 1/4" BSP
- Valve Fixings** M6 x 12 Full Thread
- Manifold Fixings** 8.5 Dia Through C'Bore 11 Dia x 9 dp
- Pitch** 80.0mm

SIDE ENTRY TEST POINT • CETOP 5					
ORDER CODE	NUMBER OF STATIONS	OVERALL LENGTH	OVERALL WEIGHT	NETT. PRICE	
				£ STERLING	€ EUROS
225171/1	ONE	90.0	7.0 Kgs	£192.28	€ 217.28
225171/2	TWO	170.0	12.5 Kgs	£297.25	€ 335.89
225171/3	THREE	250.0	18.0 Kgs	£415.47	€ 469.48
225171/4	FOUR	330.0	24.0 Kgs	£542.35	€ 612.85
225171/5	FIVE	410.0	30.0 Kgs	£669.29	€ 756.30
225171/6	SIX	490.0	36.0 Kgs	£809.58	€ 914.82

FLOWFIT SIDE ENTRY RELIEF VALVE CETOP 5



www.flowfitonline.com
TECH. DATA SHEET
FCV30



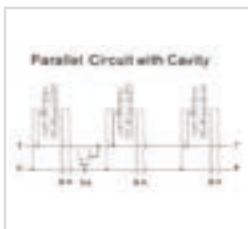
ORDERING CODE INFORMATION

- Steel** Code No. 215171/★
Alum. Alloy Available on request
★ = Number of stations
- Material** Steel
Alum. Alloy
- Working Pressure** Steel 315 Bar
Alum. Alloy 250 Bar
- 'A' and 'B' Ports** 3/4" BSP
- 'P' and 'T' Ports** 3/4" BSP
- Valve Fixings** M6 x 12 Full Thread
- Manifold Fixings** 8.5 Dia Through C'Bore 11 Dia x 9 dp
- Adjustable Press.** 5 to 420 Bar Range
- Pitch** 80.0mm

SIDE ENTRY RELIEF VALVE • CETOP 5					
ORDER CODE	NUMBER OF STATIONS	OVERALL LENGTH	OVERALL WEIGHT	NETT. PRICE	
				£ STERLING	€ EUROS
215171/1	ONE	90.0	7.0 Kgs	£373.29	€ 421.82
215171/2	TWO	170.0	12.5 Kgs	£400.19	€ 452.22
215171/3	THREE	250.0	18.0 Kgs	£458.61	€ 518.23
215171/4	FOUR	330.0	24.0 Kgs	£527.55	€ 596.13
215171/5	FIVE	410.0	30.0 Kgs	£596.49	€ 674.04
215171/6	SIX	490.0	36.0 Kgs	£675.78	€ 763.63

FLOWFIT CETOP 5 NG10 STEEL PARALLEL CIRCUIT MANIFOLD WITH RELIEF VALVE CAVITY

www.flowfitonline.com
TECH. DATA SHEET
FCV31



The Flowfit CETOP 5 parallel circuit manifold is precision machined from a steel block with sizes of 3/8" BSP for A & B ports and 1/2" BSP for P & T ports. The manifold also comes with a machined port for a relief valve (available separately).

Flowfit manifolds are available from 1 to 10 stations with a 1/4" BSP Gauge port machined as standard on the 2 station and above (not available on the 1 station manifold).

PRODUCT REFERENCE	DESCRIPTION	NETT. PRICE	
		£ STERLING	€ EUROS
MD-05P-1-G-M32	CETOP 5 1 STATION STEEL MANIFOLD WITH RV CAVITY	£84.10	€ 95.03
MD-05P-2-G-M32	CETOP 5 2 STATION STEEL MANIFOLD WITH RV CAVITY	£113.20	€ 127.91
MD-05P-3-G-M32	CETOP 5 3 STATION STEEL MANIFOLD WITH RV CAVITY	£160.72	€ 181.61
MD-05P-4-G-M32	CETOP 5 4 STATION STEEL MANIFOLD WITH RV CAVITY	£209.31	€ 236.52
MD-05P-5-G-M32	CETOP 5 5 STATION STEEL MANIFOLD WITH RV CAVITY	£258.96	€ 292.62
MD-05P-6-G-M32	CETOP 5 6 STATION STEEL MANIFOLD WITH RV CAVITY	£309.67	€ 349.93
MD-05P-7-G-M32	CETOP 5 7 STATION STEEL MANIFOLD WITH RV CAVITY	£361.48	€ 408.47
MD-05P-8-G-M32	CETOP 5 8 STATION STEEL MANIFOLD WITH RV CAVITY	£414.32	€ 468.18
MD-05P-9-G-M32	CETOP 5 9 STATION STEEL MANIFOLD WITH RV CAVITY	£468.26	€ 529.13
MD-05P-10-G-M32	CETOP 5 10 STATION STEEL MANIFOLD WITH RV CAVITY	£523.26	€ 591.28
VC1200/400	CETOP 5 RELIEF VALVE CARTRIDGE ONLY	£42.78	€ 48.34

NOTE
VC1200/400 Cetop 5 Relief Valve Cartridge needs to be purchased when ordering Cetop 5 NG10 Steel Parallel Circuit Manifold with Relief Valve Cavity.

FLOWFIT CETOP 5 NG10 STEEL SUBPLATE WITH SIDE PORTS

www.flowfitonline.com
TECH. DATA SHEET
FCV32



The Flowfit CETOP 5 subplate is machined from steel and comes with 1/2" BSP side ports.



PRODUCT REFERENCE	DESCRIPTION	NETT. PRICE	
		£ STERLING	€ EUROS
D-05-SP-S-8G	CETOP 5 SUBPLATE SIDE ENTRY 1/2" BSPP PORTED	£27.53	€ 31.11

FLOWFIT CETOP 5 NG10 STEEL SUBPLATE WITH BASE PORTS

www.flowfitonline.com
TECH. DATA SHEET
FCV33

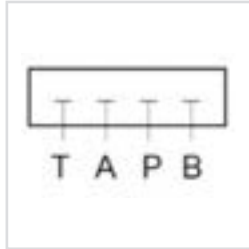


The Flowfit CETOP 5 subplate is machined from steel and comes with 1/2" BSP base ports.

PRODUCT REFERENCE	DESCRIPTION	NETT. PRICE	
		£ STERLING	€ EUROS
D-05-SP-B-8G	CETOP 5 SUBPLATE BASE ENTRY 1/2" BSPP PORTED	£27.53	€ 31.11
DSGM-03-04-2B25-BSPP	CETOP 5 SUBPLATE BASE ENTRY 1/2" BSP P+T, A + B SIDE	£58.42	€ 66.01

FLOWFIT CETOP 5 NG10 STEEL COVER PLATE

www.flowfitonline.com
TECH. DATA SHEET
FCV34



The Flowfit steel cover plate replaces a CETOP 5 solenoid valve on the steel manifold, providing a pressure blank to enable the remaining stations to operate.

PRODUCT REFERENCE	DESCRIPTION	NETT. PRICE	
		£ STERLING	€ EUROS
D-05-CP-G	CETOP 5 COVER PLATE	£10.11	€ 11.43

FLOWFIT CETOP 7 NG16 SOLENOID PILOT OPERATED DIRECTIONAL CONTROL VALVES

www.flowfitonline.com
TECH. DATA SHEET
FCV35



Flowfit offer a large range of solenoid pilot operated directional control valves.

The spool is controlled to shift flow direction of system by piloted pressure sent from a NG6/Cetop 3 solenoid directional control valve mounted on top of the main valve. This NG6/Cetop 3 valve is a double acting spool type 3C4.

This Cetop 3 valve solenoid controls the pilot flow on the main deck valve which will then control higher pressures and larger flows.

SPECIFICATION

Nominal Size: NG6 Cetop 7

Rated Flow: 300 l/min

Max Flow: 300 l/min

Max Operating Pressure: 250 Bar

Max Pressure A, B, P Port: 315 Bar

Min Pilot Pressure: 8 Bar

Max Pilot Pressure: 210 Bar

Max Operating Frequency: 120 CPM

Weight: 8.8kg

Max Working Pressure 'T' Port External Drain: 250 Bar

Max Working Pressure 'T' Port Internal Drain: 160 Bar DC

100 Bar AC

Max Working Pressure 'Y' Port External Drain: 160 Bar DC

100 Bar AC

THESE VALVES ARE THE BOTTOM DECK ONLY

PART NUMBER	NETT. PRICE		PART NUMBER	NETT. PRICE	
	£ STERLING	€ EUROS		£ STERLING	€ EUROS
04-2B3B	£206.44	€ 278.69	04-2B2	£218.83	€ 247.27
04-3C2	£206.44	€ 278.69	04-3C40	£218.83	€ 247.27
04-3C3	£206.44	€ 278.69	04-3C5	£218.83	€ 247.27
04-3C4	£206.44	€ 278.69	04-3C60	£218.83	€ 247.27
04-3C6	£206.44	€ 278.69	04-3C6	£218.83	€ 247.27
			04-3C10	£218.83	€ 247.27
			04-3C12	£218.83	€ 247.27
			04-3C25	£218.83	€ 247.27

2B= 2 POSITION VALVE. 3C= 3 POSITION VALVE

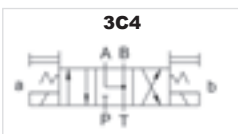
Standard spool configurations available for all valves spring centred 3 position



Standard spool configurations available for all valves spring offset 2 position



**FOR ALL OTHER SPOOL TYPES
PLEASE CONTACT THE FLOWFIT SALES TEAM.**



Flowfit Cetop 3/NG6 series hydraulic operated directional valve used to change direction of hydraulic oil by moving in main spool when the valve receives a hydraulic signal from the pilot hydraulic oil.

PART NUMBER	VOLTAGE	NETT. PRICE	
		£ STERLING	€ EUROS
F5-02-3C4-D1	12 VDC	£53.67	€ 60.64
F5-02-3C4-D2	24 VDC	£53.67	€ 60.64
F5-02-3C4-A1	110 VAC	£53.67	€ 60.64
F5-02-3C4-A2	240 VAC	£53.67	€ 60.64

FLOWFIT CETOP 7 SUBPLATE

www.flowfitonline.com
TECH. DATA SHEET
FCV36



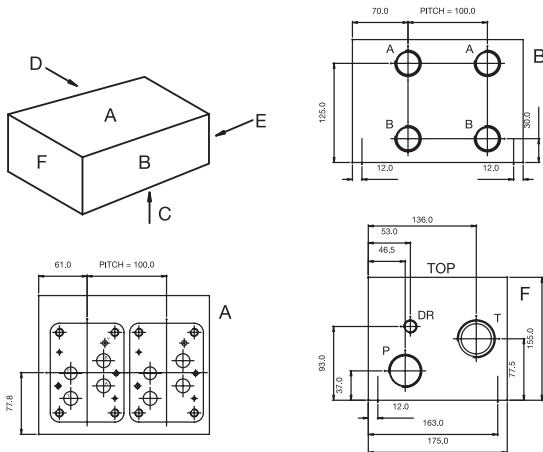
Bottom ported or side ported 3/4" BSP Ports

CODE	DESCRIPTION	PRICE
		£ STERLING € EUROS
DSGM-04-06-B4-BSP	CETOP 7, 3/4" BSP PORTS IN BOTTOM	£100.55 € 113.62
DSGM-04-06-S4-BSP	CETOP 7, 3/4" BSP SIDE PORTS	£100.55 € 113.62

FLOWFIT SIDE ENTRY CETOP 7



www.flowfitonline.com
TECH. DATA SHEET
FCV37



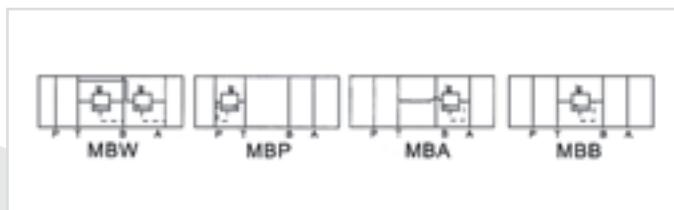
ORDERING CODE INFORMATION

- Steel** Code No. 705161/★
Available on request
★ = Number of stations
- Material** Steel
Alum. Alloy
- Working Pressure** Steel 315 Bar
- 'A' and 'B' Ports** 1" BSP
- 'P' and 'T' Ports** 1" BSP
- 'DR' Port** 3/8" BSP Through
- Valve Fixings** M10 x 16
Full Thread
M6 x 12
Full Thread
- Manifold Fixings Pitch** M12 x 20 Deep
100.0mm

SIDE ENTRY • CETOP 7				
ORDER CODE	NUMBER OF STATIONS	OVERALL LENGTH	OVERALL WEIGHT	NETT. PRICE
				£ STERLING € EUROS
705161/1	ONE	115.0	21.0 Kgs	£692.50 € 782.52
705161/2	TWO	215.0	38.0 Kgs	£1,142.69 € 1,291.24
705161/3	THREE	315.0	47.0 Kgs	£1,694.81 € 1,915.14

FLOWFIT CETOP 7 RELIEF VALVES

www.flowfitonline.com
TECH. DATA SHEET
FCV38



CODE	NETT. PRICE
	£ STERLING € EUROS
MBW-04-★	£328.82 € 371.57
MBP-04-H	£328.82 € 371.57
MBA-04-★	£328.82 € 371.57
MBB-04-★	£328.82 € 371.57

Pressure Ranges B = 7 - 70 Bar, C = 35 - 140 Bar, H = 70 - 250 Bar
Max. Flow 06 = 200 l/m • ★ = Pressure Range

FLOWFIT CETOP 7 PRESSURE REDUCING VALVES

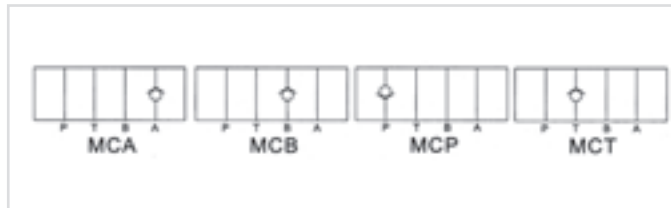
www.flowfitonline.com
TECH. DATA SHEET
FCV39



CODE	NETT. PRICE	
	£ STERLING	€ EUROS
MRP-04-★	£657.66	€ 743.15
MRA-04-★	£657.66	€ 743.15
MRB-04-★	£657.66	€ 743.15
Pressure Ranges A = 3 - 35 Bar, B = 8 - 70 Bar, C = 8 - 140 Bar, H = 70 - 250 Bar		
Max. Flow 06 = 200 l/m • ★ = Pressure Range		

FLOWFIT CETOP 7 CHECK VALVES

www.flowfitonline.com
TECH. DATA SHEET
FCV40



CODE	MAX OPERATING PRESSURE	NETT. PRICE	
		£ STERLING	€ EUROS
MCP-04-★	250 BAR	£247.21	€ 279.35
Cracking Pressure A = 0.5 Bar, B = 3.5 Bar			
Max. Flow 04 = 200 l/m • ★ = Cracking Pressure			

FLOWFIT CETOP 7 PILOT OPERATED CHECK VALVES

www.flowfitonline.com
TECH. DATA SHEET
FCV41



CODE	MAX OPERATING PRESSURE	NETT. PRICE	
		£ STERLING	€ EUROS
MPA-04-★	250 BAR	£295.70	€ 334.14
MPB-04-★	250 BAR	£295.70	€ 334.14
MPW-04-★	250 BAR	£352.48	€ 398.30
Cracking Pressure A = 0.5 Bar, B = 3.5 Bar			
Max. Flow 04 = 200 l/m • ★ = Cracking Pressure			

FLOWFIT CETOP 7 COUNTER BALANCE VALVE

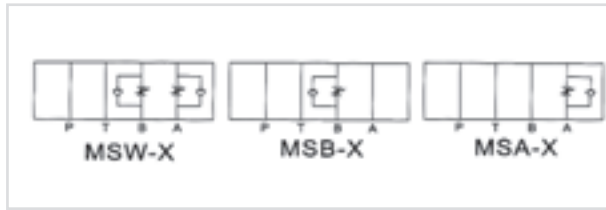
www.flowfitonline.com
TECH. DATA SHEET
FCV42



CODE	MAX OPERATING PRESSURE	NETT. PRICE	
		£ STERLING	€ EUROS
MHA-04-★	250 BAR	£362.66	€ 409.80
MHB-04-★	250 BAR	£362.66	€ 409.80
Pressure Range B = 8-70 Bar, C = 20-250 Bar			
Max. Flow 04 = 200 l/m • ★ = Cracking Pressure			

FLOWFIT CETOP 7 FLOW CONTROL C/W CHECK VALVE

www.flowfitonline.com
TECH. DATA SHEET
FCV43



CODE	MAX OPERATING PRESSURE	NETT. PRICE	
		£ STERLING	€ EUROS
MSA-04-★	250 BAR	£325.27	€ 367.56
MSB-04-★	250 BAR	£325.27	€ 367.56
MSW-04-H	250 BAR	£352.48	€ 398.30
Metering X = Meter Out, Y = Meter In			
Max. Flow 04 = 200 l/m • ★ = Metering In or Out			

FLOWFIT CETOP 8 NG25 SOLENOID PILOT OPERATED DIRECTIONAL CONTROL VALVES

www.flowfitonline.com
TECH. DATA SHEET
FCV44



Flowfit offer a large range of solenoid pilot operated directional control valves.

The spool is controlled to shift flow direction of system by piloted pressure sent from a NG6/Cetop 3 solenoid directional control valve mounted on top of the main valve. This NG6/Cetop 3 valve is a double acting spool type 3C4.

This Cetop 3 valve solenoid controls the pilot flow on the main deck valve which will then control higher pressures and larger flows.

SPECIFICATION

- Nominal Size:** NG25 Cetop 8
- Rated Flow:** 300 l/min
- Max Flow:** 500 l/min
- Max Operating Pressure:** 250 Bar
- Max Pressure A, B, P Port:** 315 Bar
- Min Pilot Pressure:** 8 Bar
- Max Pilot Pressure:** 210 Bar
- Max Operating Frequency:** 120 CPM
- Weight:** 13.7kg
- Max Working Pressure 'T' Port External Drain:** 250 BAR
- Max Working Pressure 'T' Port Internal Drain:** 160 Bar DC
100 Bar AC
- Max Working Pressure 'Y' Port Internal Drain:** 160 Bar DC
100 Bar AC

THESE VALVES ARE THE BOTTOM DECK ONLY

PART NUMBER	NETT. PRICE		PART NUMBER	NETT. PRICE	
	£ STERLING	€ EUROS		£ STERLING	€ EUROS
06-2B3B	£267.17	€ 301.91	06-2B2	£267.17	€ 301.91
06-3C2	£267.17	€ 301.91	06-3C40	£253.15	€ 286.06
06-3C3	£267.17	€ 301.91	06-3C5	£267.17	€ 301.91
06-3C4	£267.17	€ 301.91	06-3C60	£253.15	€ 286.06
06-3CG	£267.17	€ 301.91	06-3C9	£267.17	€ 301.91
			06-3C10	£253.15	€ 286.06
			06-3C12	£253.15	€ 286.06
			06-3C25	£253.15	€ 286.06

2B= 2 POSITION VALVE. 3C= 3 POSITION VALVE

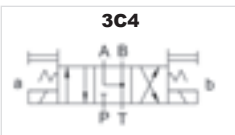
Standard spool configurations available for all valves spring centred 3 position



Standard spool configurations available for all valves spring offset 2 position



**FOR ALL OTHER SPOOL TYPES
PLEASE CONTACT THE FLOWFIT SALES TEAM.**



Flowfit Cetop 3/NG6 series hydraulic operated directional valve used to change direction of hydraulic oil by moving in main spool when the valve receives a hydraulic signal from the pilot hydraulic oil.

PART NUMBER	VOLTAGE	NETT. PRICE	
		£ STERLING	€ EUROS
F5-02-3C4-D1	12 VDC	£53.67	€ 60.64
F5-02-3C4-D2	24 VDC	£53.67	€ 60.64
F5-02-3C4-A1	110 VAC	£53.67	€ 60.64
F5-02-3C4-A2	240 VAC	£53.67	€ 60.64

FLOWFIT CETOP 8 SUBPLATE



Bottom ported or side ported 3/4" BSPP Ports

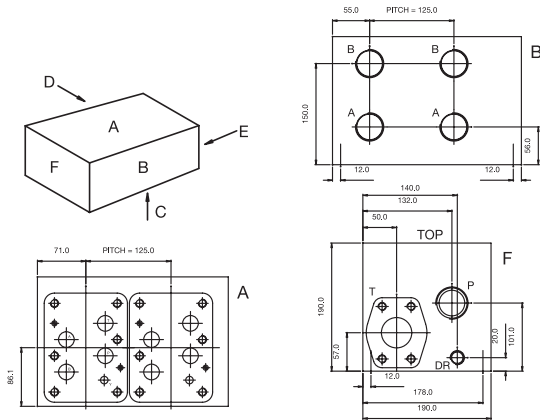
www.flowfitonline.com
TECH. DATA SHEET
FCV45

CODE	DESCRIPTION	PRICE	
		£ STERLING	€ EUROS
DSGM-06-06-B4-BSPP	CETOP 8, 3/4" BSP PORTS IN BOTTOM	£149.05	€ 168.42
DSGM-06-06-S4-BSPP	CETOP 8, 3/4" BSP SIDE PORTS	£149.05	€ 168.42

FLOWFIT SIDE ENTRY CETOP 8



www.flowfitonline.com
TECH. DATA SHEET
FCV46



ORDERING CODE INFORMATION

- Steel** Code No. 805161/★
Available on request
★ = Number of stations
- Material** Steel
- Working Pressure** Steel 315 Bar
- 'A' and 'B' Ports** 1 1/4" BSP
- 'P' Port** 1 1/2" BSP Through
- T' Port** 2" SAE 3000 Flange Through
- DR' Port** 1/2" BSP Through
- Valve Fixings** M12 x 20
Full Thread
- Manifold Fixings** M12 x 20 Deep
Full Thread
- Pitch** 125.0mm

SIDE ENTRY • CETOP 8						
ORDER CODE	NUMBER OF STATIONS	OVERALL LENGTH	OVERALL WEIGHT	NETT. PRICE		
				£ STERLING	€ EUROS	
805161/1	ONE	155.0	21.0 Kgs	£973.06	€ 1,099.56	
805161/2	TWO	280.0	38.0 Kgs	£1,645.02	€ 1,858.88	

FLOWFIT CETOP 8 RELIEF VALVES

www.flowfitonline.com
TECH. DATA SHEET
FCV47



CODE	NETT. PRICE	
	£ STERLING	€ EUROS
MBP-06-★	£461.93	€ 521.98
MBA-06-★	£461.93	€ 521.98
MBB-06-★	£461.93	€ 521.98
MBW-06-★	£461.93	€ 521.98

Pressure Ranges B = 7 - 70 Bar, C = 35 - 140 Bar, H = 70 - 250 Bar

Max. Flow 08 = 200 l/m • ★ = Pressure Range

FLOWFIT CETOP 8 PRESSURE REDUCING VALVES

www.flowfitonline.com
TECH. DATA SHEET
FCV48



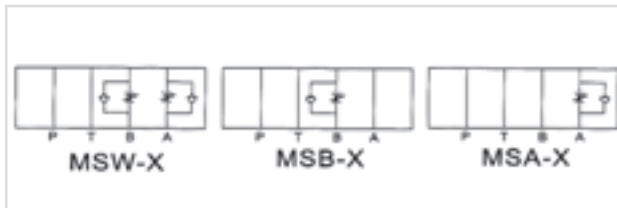
CODE	NETT. PRICE	
	£ STERLING	€ EUROS
MRP-06-H	£411.62	€ 465.13
MRA-06-★	£411.62	€ 465.13
MRB-06-★	£411.62	€ 465.13

Pressure Ranges A = 3 - 35 Bar, B = 8 - 70, C = 8 - 140 Bar, H = 70 - 250 Bar

Max. Flow 08 = 200 l/m • ★ = Pressure Range

FLOWFIT CETOP 8 FLOW CONTROL C/W CHECK VALVE

www.flowfitonline.com
TECH. DATA SHEET
FCV49



CODE	NETT. PRICE	
	£ STERLING	€ EUROS
MSA-06-★	£329.96	€ 372.85
MSB-06-★	£329.96	€ 372.85
MSW-06-Y	£395.95	€ 447.43

Metering X = Meter Out, Y = Meter In
Max. Flow 06 = 200 l/m • ★ = Metering In or Out

FLOWFIT CETOP 8 PILOT OPERATED CHECK VALVES

www.flowfitonline.com
TECH. DATA SHEET
FCV50

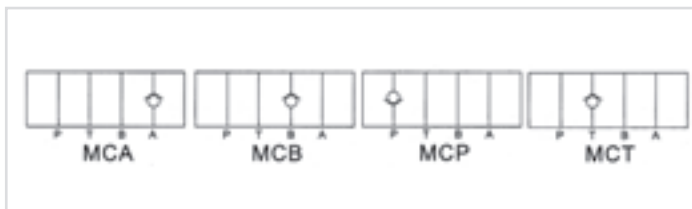



CODE	NETT. PRICE	
	£ STERLING	€ EUROS
MPA-06-★	£461.93	€ 521.98
MPB-06-★	£461.93	€ 521.98
MPW-06-A	£395.95	€ 447.43

A = 0.5 Bar, B = 3.5 Bar, C = 4.6 Bar
06 = 200 l/m • ★ = Cracking Pressure

FLOWFIT CETOP 8 CHECK VALVES

www.flowfitonline.com
TECH. DATA SHEET
FCV51



CODE	NETT. PRICE	
	£ STERLING	€ EUROS
MCP-06-★	£254.95	€ 288.09
MCA-06-★	£254.94	€ 288.08
MCB-06-★	£254.99	€ 288.14
MCT-06-★	£254.94	€ 288.08

Cracking Pressure A = 0.5 Bar, B = 3.5 Bar, C = 4.6 Bar
Max. Flow 06 = 200 l/m • H = Cracking Pressure

FLOWFIT CETOP 8 COUNTER BALANCE VALVE

www.flowfitonline.com
TECH. DATA SHEET
FCV52



CODE	MAX OPERATING PRESSURE	NETT. PRICE	
		£ STERLING	€ EUROS
MHA-06-★	250 BAR	£496.79	€ 561.37
MHB-06-★	250 BAR	£496.79	€ 561.37
Pressure Range B = 8-70 Bar, C = 20-250 Bar			
Max. Flow 06 = 200 l/m • ★ = Cracking Pressure			

FLOWFIT CETOP 10 NG32 SOLENOID PILOT OPERATED DIRECTIONAL CONTROL VALVES

www.flowfitonline.com
TECH. DATA SHEET
FCV53



Flowfit offer a large range of solenoid pilot operated directional control valves.

The spool is controlled to shift flow direction of system by piloted pressure sent from a NG6/Cetop 3 solenoid directional control valve mounted on top of the main valve. This NG6/Cetop 3 valve is a double acting spool type 3C4.

This Cetop 3 valve solenoid controls the pilot flow on the main deck valve which will then control higher pressures and larger flows.

SPECIFICATION

Nominal Size: NG32 Cetop 10
 Rated Flow: 500 l/min
 Max Flow: 1000 l/min
 Max Operating Pressure: 250 Bar
 Max Pressure A, B, P Port: 315 Bar
 Min Pilot Pressure: 8 Bar
 Max Pilot Pressure: 210 Bar
 Max Operating Frequency: 120 CPM
 Weight: 45.3kg
 Max Working Pressure 'T' Port External Drain: 250 Bar
 Max Working Pressure 'T' Port Internal Drain: 160 Bar DC
 100 Bar AC
 Max Working Pressure 'Y' Port External Drain: 160 Bar DC
 100 Bar AC

THESE VALVES ARE THE BOTTOM DECK ONLY

PART NUMBER	NETT. PRICE		PART NUMBER	NETT. PRICE	
	£ STERLING	€ EUROS		£ STERLING	€ EUROS
10-2B3B	£716.46	€ 967.23	10-2B2	£1,050.34	€ 1,186.89
10-3C2	£990.89	€ 1,337.70	10-3C5	£759.45	€ 858.18
10-3C3	£990.89	€ 1,337.70	10-3C60	£759.45	€ 858.18
10-3C4	£990.89	€ 1,337.70	10-3C9	£1,050.34	€ 1,186.89
10-3C6	£990.89	€ 1,337.70	10-3C10	£759.45	€ 858.18
			10-3C12	£759.45	€ 858.18

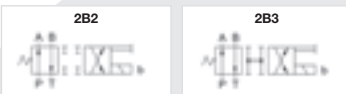
2B= 2 POSITION VALVE. 3C= 3 POSITION VALVE

Standard spool configurations available for all valves spring centred 3 position

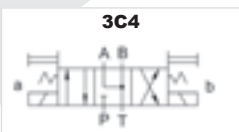


Standard spool configurations available for all valves spring offset 2 position

For 2 position Cetop Base decks the pilot valve must be a 2BZ spool on Page 19 & 24.



**FOR ALL OTHER SPOOL TYPES
PLEASE CONTACT THE FLOWFIT SALES TEAM.**



Flowfit Cetop 3/NG6 series hydraulic operated directional valve used to change direction of hydraulic oil by moving in main spool when the valve receives a hydraulic signal from the pilot hydraulic oil.

PART NUMBER	VOLTAGE	NETT. PRICE	
		£ STERLING	€ EUROS
F5-02-3C4-D1	12 VDC	£53.67	€ 60.64
F5-02-3C4-D2	24 VDC	£53.67	€ 60.64
F5-02-3C4-A1	110 VAC	£53.67	€ 60.64
F5-02-3C4-A2	240 VAC	£53.67	€ 60.64

FLOWFIT CETOP 10 SUBPLATE



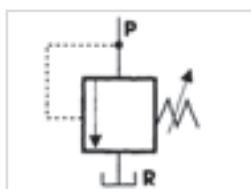
Bottom ported
1 1/4" NPT Ports

www.flowfitonline.com
TECH. DATA SHEET
FCV54

CODE	DESCRIPTION	NETT. PRICE	
		£ STERLING	€ EUROS
DSGM-10-10-B4-NPT	CETOP 10, 1 1/4" NPT PORTS IN BOTTOM	£267.81	€ 361.54

KOMPASS RELIEF VALVES

KOMPASS DIRECT OPERATED RELIEF VALVE



DG-02 & DT-02 are direct operating relief valves.
DG-01 & DT-01 are remote control type.

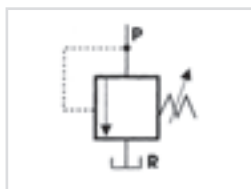
www.flowfitonline.com
TECH. DATA SHEET
FCV55

SUBPLATE MOUNTED	MAX FLOW L/MIN	MAX PRESSURE BAR	NETT. PRICE	
			£ STERLING	€ EUROS
DG-01-★	2	250	£41.39	€ 46.77
DG-02-★	16	250	£68.60	€ 77.52

THREADED PORTS IN LINE	MAX FLOW L/MIN	MAX PRESSURE BAR	PRICE	
			£ STERLING	€ EUROS
DT-01-H	2	250	£37.20	€ 50.21
DT-02-★	16	250	£61.64	€ 83.20

Pressure Ranges B = 10 - 70 Bar, C = 35 - 140 Bar, H = 70 - 250 Bar Max. Flow 01 = 2 l/m, 02 = 16 l/m • ★ = Pressure Range G = Subplate Mtd. T = Threaded Ports

KOMPASS PILOT OPERATED RELIEF VALVE



This valve is able to pre-select max pressure of pump & control valves to prevent damage or overload.

- BG/BT Pilot Operated Relief Valve
- BHG/BHT Pilot Operated Relief Valve – Reinforced type
- SBG Pilot Operated Relief Valve – Low noise, smooth, stable operation

www.flowfitonline.com
TECH. DATA SHEET
FCV56

SUBPLATE MOUNTED	MAX FLOW L/MIN	MAX PRESSURE BAR	NETT. PRICE	
			£ STERLING	€ EUROS
BG-03-★	100	250	£111.19	€ 125.65
BG-06-★	200	250	£123.02	€ 139.02
BG-10-★	400	250	£234.20	€ 264.64
BHG-06-★	200	250	£123.02	€ 139.02
BHG-10-★	400	250	£281.51	€ 318.11
SBG-03-★	100	250	£139.57	€ 157.71
SBG-06-★	200	250	£156.12	€ 176.41
SBG-10-★	400	250	£423.44	€ 478.49

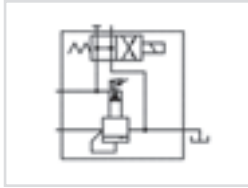
Subplate Sizes 03 = Cetop 6R, 06 = Cetop 8R, 10 = Cetop 10R

THREADED PORTS IN LINE	PORTS	MAX FLOW L/MIN	MAX PRESSURE BAR	PRICE	
				£ STERLING	€ EUROS
BT-03-H	3/8"	100	250	£82.81	€ 93.57
BT-06-H	3/4"	200	250	£106.46	€ 120.30
BT-10-H	1 1/4"	400	250	£222.37	€ 251.27
BHT-03-H	3/8"	100	250	£82.82	€ 93.58
BHT-06-H	3/4"	200	250	£115.91	€ 130.98
BHT-10-H	1 1/4"	400	250	£222.37	€ 251.27

Pressure Ranges B = 10 - 70 Bar, C = 35 - 140 Bar, H = 70 - 250 Bar Max. Flow 03 = 100 l/m, 06 = 200 l/m, 10 = 400 l/m • H = Pressure Range

KOMPASS SOLENOID CONTROLLED RELIEF VALVE

www.flowfitonline.com
TECH. DATA SHEET
FCV57



These valves incorporate combinations with solenoid directional control valves.

BSH Solenoid Control Pilot Operated Relief Valve

SBSG Solenoid Control Pilot Operated Relief Valve – Low noise, smooth, stable operation

SUBPLATE MOUNTED	MAX FLOW L/MIN	NETT. PRICE	
		£ STERLING	€ EUROS
BSG-03-★	100	£222.38	€ 251.29
BSG-06-★	200	£234.13	€ 264.57
BSG-10-★	400	£376.13	€ 425.03
SBSG-03-H	100	£334.74	€ 378.25
SBSG-10-H	400	£376.48	€ 425.42
SBSG-06-H	200	£346.58	€ 391.63

Subplate Sizes 03 = Cetop 6R, 06 = Cetop 8R, 10 = Cetop 10R

THREADED PORTS IN LINE	PORTS	MAX FLOW L/MIN	PRICE	
			£ STERLING	€ EUROS
BST-03-★	3/8"	100	£182.15	€ 205.83
BST-06-★	3/4"	200	£193.99	€ 219.21
BST-10-★	1 1/4"	400	£300.43	€ 339.48

Pressure Ranges B = 10 - 70 Bar, C = 35 - 140 Bar, H = 70 - 250 Bar Max. Flow 03 = 100 l/m, 06 = 200 l/m, 10 = 400 l/m • ★ = Pressure Range

BS	G	6	H	2B2	A2	5	D5	2P
SERIES NBR	TYPE OF CONNECTION	VALVE SIZE	PRESS. RANGE BAR	TYPE OF FUNCTION	SOLENOID TYPE	HERTZ	TERMINAL	CONTROLS
BS, BS	G=SUBPLATE	3	B = 10 - 70	For Venting Conditions See Below	A1=AC110V	5=50hz	D4=JIS	NONE=SINGLE PRESSURE
BHS, BHS	T=THREADED	6	C = 35 - 140		A2=AC220V	6=60hz	D5=DIN	2P=DUO PRESSURE
SBS		10	H = 70 - 250		D1=DC12V			3P=TRI PRESSURE

D2=DC24V

KOMPASS UNLOADING RELIEF VALVE

www.flowfitonline.com
TECH. DATA SHEET
FCV58



Use for accumulator or hi-lo pressure pump systems.

SUBPLATE MOUNTED	MAX FLOW L/MIN	MAX PRESSURE BAR	NETT. PRICE	
			£ STERLING	€ EUROS
BUGC-06-★	125	250	€ 445.53	€ 502.15

Pressure Ranges B = 10 - 70 Bar, C = 35 - 140 Bar, H = 70 - 250 Bar

Max. Flow 125 l/m • ★ = Pressure Range

KOMPASS UNLOADING RELIEF VALVE

www.flowfitonline.com
TECH. DATA SHEET
FCV59



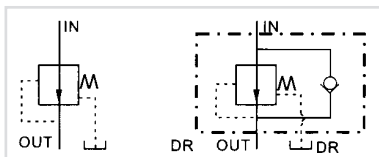
Use for accumulator or hi-lo pressure pump systems.

SUBPLATE MOUNTED	MAX FLOW L/MIN	MAX PRESSURE BAR	NETT. PRICE	
			£ STERLING	€ EUROS
BUGC-06-H	125	250	£425.81	€ 481.17

Pressure Ranges H = 70 - 250 Bar Max. Flow 125 l/m • ★ = Pressure Range

KOMPASS PRESSURE REDUCING VALVE

www.flowfitonline.com
TECH. DATA SHEET
FCV60



Pressure which is lower than main system can be obtained by setting reducing valve.

**R
REDUCING
VALVE**

**RC
REDUCING VALVE
WITH CHECK VALVE**

SUBPLATE MOUNTED	MAX FLOW L/MIN	MAX PRESSURE BAR	NETT. PRICE	
			£ STERLING	€ EUROS
RG-03-H	50	250	£141.94	€ 160.40
RCG-03-H	50	250	£177.42	€ 200.49
RG-06-H	125	250	£177.42	€ 200.49
RCG-06-H	125	250	£257.87	€ 291.39
RG-10-★	250	250	£364.31	€ 411.67
RCG-10-H	250	250	£470.77	€ 531.97

Subplate Sizes 03 = Cetop 6P, 06 = Cetop 8P, 10 = Cetop 10P

THREADED PORTS IN LINE	PORTS	MAX FLOW L/MIN	MAX PRESSURE BAR	NETT. PRICE	
				£ STERLING	€ EUROS
RT-03-H	3/8"	50	250	£141.94	€ 160.40
RCT-03-H	3/8"	50	250	£177.43	€ 200.50
RT-06-H	3/4"	125	250	£177.43	€ 200.50
RCT-06-H	3/4"	125	250	£257.86	€ 291.38
RT-10-★	1 1/4"	250	250	£386.18	€ 436.38
RCT-10-★	1 1/4"	250	250	£499.02	€ 563.89

Pressure Ranges B = 5 - 70 Bar, C = 35 - 140 Bar, H = 70 - 250 Bar Max. Flow 03 = 50 l/m, 06 = 125 l/m, 10 = 250 l/m • ★ = Pressure Range

RG/T = Reducing, RCG/T = Reducing c/w Integral Check Valve

SEQUENCE, COUNTER BALANCE & UNLOADING

KOMPASS SEQUENCE, COUNTER BALANCE & UNLOADING

www.flowfitonline.com
TECH. DATA SHEET
FCV61



These valves are direct operated pressure control & contain pilot pressure ports which can be operated by internal or external pilots.

Buy 1 valve - covers any one of Sequence, Counter Balance and Unloading Valve all in one. Ask for details.

SUBPLATE MOUNTED	MAX FLOW L/MIN	MAX PRESSURE BAR	NETT. PRICE	
			£ STERLING	€ EUROS
HG-03-★	50	250	£139.57	€ 157.71
HG-06-★	125	250	£158.50	€ 179.11
HG-10-★	250	250	£212.53	€ 240.16
HCG-03-★	50	250	£139.57	€ 157.71
HCG-06-★	125	250	£205.81	€ 232.56
HCG-10-★	250	250	£316.99	€ 358.20

Subplate Sizes 03 = ISO 5781-AG-06-2-A, 06 = ISO 5781-AG-08-2-A, 10 = ISO 5781-AJ-10-2-A

THREADED PORTS IN LINE	MAX FLOW L/MIN	MAX PRESSURE BAR	NETT. PRICE	
			£ STERLING	€ EUROS
HT-03-★	50	250	£130.12	€ 147.03
HT-06-★	125	250	£134.84	€ 152.37
HT-10-★	250	250	£229.48	€ 259.31
HCT-03-★	50	250	£139.57	€ 157.71
HCT-06-★	125	250	£177.42	€ 200.49
HCT-10-★	250	250	£281.51	€ 318.11

Pressure Ranges A = 18 - 35 Bar, B = 35 - 70 Bar, C = 70 - 140 Bar, H = 70 - 250 Bar Max. Flow 03 = 50 l/m, 06 = 125 l/m, 10 = 250 l/m • ★ = Pressure Range

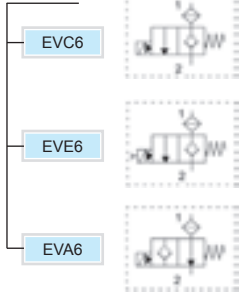
C = Added to Designate Integral Check

2 WAY CARTRIDGE ELECTRIC VALVES

2 WAY, 2 POSITION PILOT OPERATED SOLENOID VALVES POPPET TYPE

www.flowfitonline.com
TECH. DATA SHEET
FCV62

EV★★



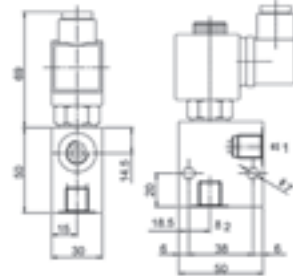
★★★

140	BSP 1/4"
380	BSP 3/8"



★★★★★

012DC	12VDC
024DC	24VDC
02450	24V/50HZ
11050	110V/50HZ
22050	220V/50HZ
024RAC	24RAC
110RAC	110RAC
220RAC	220RAC



- Max Pressure 210 Bar
- Max Flow 22 L/min
- Protection IP65
- Feeding Tolerance +/-10%

- Energising Time ED 100%
- Insulation Class H
- Absorbed Power in A.C. 20VA
- Absorbed Power at pickup 28 VA

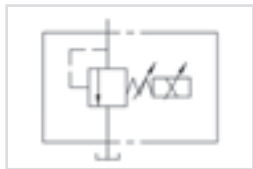
- Absorbed Power in DC 18W
- Weight 0.25kg
- Steel Body Nickel Plated

ORDER CODE	NETT. PRICE	
	£ STERLING	€ EUROS
EVC6-★★-★★★★★	£51.52	€ 58.21
EVE6-★★-★★★★★	£56.67	€ 64.03
EVA6-★★-★★★★★	£59.53	€ 67.27

ELECTRO-HYDRAULIC PROPORTIONAL VALVES

KOMPASS ELECTRO-HYDRAULIC PROPORTIONAL PILOT RELIEF VALVE

www.flowfitonline.com
TECH. DATA SHEET
FCV63



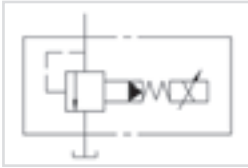
MODEL	FLOW L/M	PRESSURE ADJ RANGE (BAR)	RATED CURRENT MA	COIL RESISTANCE	HYSTERESIS	REPEATABILITY
EDG-01	03 - 2	B = 5 - 70	800	10	3%	1%
		C = 10 - 160	900			
		H = 12 - 250	950			

SERIES NBR	VALVE SIZE	PRESSURE ADJ. RANGE	CONTROL
EDG	O1	B = 5 - 70	* = Normal
		C = 10 - 160	V = Unloading
		H = 12 - 250	Control Type

CODE	NETT. PRICE	
	£ STERLING	€ EUROS
EDG-01.*	£307.53	€ 347.51

KOMPASS ELECTRO-HYDRAULIC PROPORTIONAL RELIEF VALVE

www.flowfitonline.com
TECH. DATA SHEET
FCV64



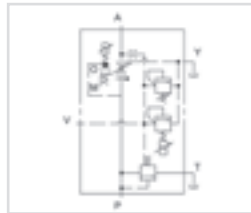
MODEL	FLOW L/MIN	PRESSURE ADJ RANGE (BAR)	RATED CURRENT MA	COIL RESISTANCE	HYSTERESIS	REPEATABILITY
EBG-03	3 - 100	C = 5 - 160	C:770/H:820			
EBG-06	3 - 200		C:750/H:800	10	2%	1%
EBG-10	3 - 400	H = 10 - 250	C:730/H:780			

SERIES NBR	VALVE SIZE	PRESSURE ADJ. RANGE	SAFETY VALVE
EBG	O3	C = 5 - 160	* = With
	O6		T = Without
	10	H = 10 - 250	

CODE	NETT. PRICE	
	£ STERLING	€ EUROS
EBG-03	£470.77	€ 531.97
EBG-06	£433.93	€ 490.34
EBG-10	£670.67	€ 757.86

KOMPASS ELECTRO-HYDRAULIC PROPORTIONAL RELIEF & FLOW CONTROL VALVE

www.flowfitonline.com
TECH. DATA SHEET
FCV65




MODEL	DESCRIPTION	EFBG-03-125	EFBG-06-250	EFBG-10-500
Flow Control	Metered Flow Adj. Range	1 - 125	2.5 - 250	5 - 500
	Rated Current (mA)	680	580	700
	Coil Resistance (Ohms)	43.5	43.5	43.5
	Differential Pressure	6	7	9
	Hysteresis	<7%	<7%	<7%
	Repeatability	1%	1%	1%
Pressure Control	Pressure Adj. Range	C = 14 - 140	C = 15 - 140	C = 16 - 140
	Bar	H = 14 - 210	H = 15 - 210	H = 16 - 210
	Rated Current (mA)	C = 710	C = 690	C = 690
		H = 770	H = 730	H = 690
	Coil Resistance (Ohms)	10	10	10
	Hysteresis	>3%	>3%	>3%
	Repeatability	1%	1%	1%

SERIES NBR.	VALVE SIZE	MAX. ADJ. FLOW	PILOT RELIEF PRESS. ADJ. RANGE
EFBG	O3	125 - 125l/min.	C = 14 - 140 Bar
	O6	250 = 250l/min.	
	10	500 = 500l/min.	H = 14 - 210 Bar

CODE	NETT. PRICE	
	£ STERLING	€ EUROS
SUBPLATE EFBGM - 032-11		
EFBG-03	£1,013.86	€ 1,145.66
EFBG-06	£1,412.31	€ 1,595.91
EFBG-10	£3,398.28	€ 3,840.05

KOMPASS POWER AMPLIFIERS FOR PROPORTIONAL VALVES

www.flowfitonline.com
TECH. DATA SHEET
FCV66



MODEL	FUNCTION	MAX OUTPUT	MAX INPUT	APPLICATION
HNC-1085	DC Input	1A (10 Ohms)	DC+10V	EDG-01 EBG-03 EBG-06

MODEL	SUPPLY VOLTAGE/ FUSE	LOAD COIL RESIS. FLOW	LOAD COIL RESIS. PRESSURE	INPUT CONTROL VOLTAGE	MAX CURRENT OUTPUT RANGE (FLOW)	MAX CURRENT OUTPUT RANGE (PRESSURE)
HNC-4010	DC Input	J3,J4 - 40 Ohms 20 Deg C	J5,J6 - 10 Ohms 20 Deg C	0V - +10V	FCT2 -0mA FCT2-750mA	PCT2-0mA PCT1 - 850mA

CODE	NETT. PRICE	
	£ STERLING	€ EUROS
HNC-1085	£196.33	€ 221.86

OLEORAMA HYDRAULIC MANIFOLDS

PRODUCT	PAGE
OLEORAMA HYDRAULIC PARALLEL SCHEME MANIFOLDS	120
OLEORAMA HYDRAULIC L TYPE MANIFOLDS	124
OLEORAMA HYDRAULIC T TYPE MANIFOLDS	128



ALUMINIUM
FROM
£17.50
+VAT

GALVANISED
STEEL
FROM
£37.50
+VAT

STAINLESS
STEEL
FROM
£POA
+VAT



QUALITY PRODUCTS



FREE ADVICE

The standard manifolds listed are made from Aluminium but are available in Steel and Stainless Steel. Manifolds to suit your requirements can also be requested. Please speak with a member of our Technical team for more information.

During the design and subsequent construction of hydraulic systems, design engineers and installers increasingly feel the need to use components enabling the paths of the pressure and return lines to be rationalized. To meet this need OLEO-RAMA has developed and produces a range of standard manifolds in different types of configurations and sizes.

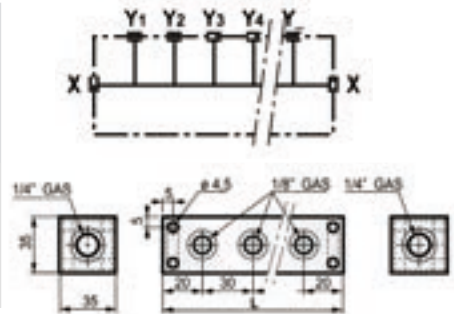
In particular:

- Three types of configuration: parallel - code CMA01 / with independent "Ls" - code CMA02 / with independent "Ts" - code CMA03
- Six connector sizes: from 1/8" a 1" BSP
- Number of stations: ranging from 2 to a maximum of 9

Using OLEO-RAMA manifolds brings undoubted advantages in terms of system cleanliness, improved circuit efficiency with fewer pressure drops compared to traditional components, and time savings in wiring operations.

OLEORAMA HYDRAULIC PARALLEL SCHEME MANIFOLDS

www.flowfitonline.com
TECH. DATA SHEET
OM01



ALUMINIUM

PRODUCT REFERENCE	DESCRIPTION	PORT SIZES	MAX PRESSURE	MATERIAL	WEIGHT	NETT. PRICE	
						£ STERLING	€ EUROS
CMA0135-AZ-02-OL	2 Station Hydraulic Parallel Scheme Manifold	1/4" BSP inlet ports, 1/8" BSP Service ports	250 Bar	Aluminium	0.20	£17.50	€ 19.78
CMA0135-AZ-03-OL	3 Station Hydraulic Parallel Scheme Manifold	1/4" BSP inlet ports, 1/8" BSP Service ports	250 Bar	Aluminium	0.29	£26.00	€ 29.38
CMA0135-AZ-04-OL	4 Station Hydraulic Parallel Scheme Manifold	1/4" BSP inlet ports, 1/8" BSP Service ports	250 Bar	Aluminium	0.38	£34.50	€ 38.99
CMA0135-AZ-05-OL	5 Station Hydraulic Parallel Scheme Manifold	1/4" BSP inlet ports, 1/8" BSP Service ports	250 Bar	Aluminium	0.47	£43.00	€ 48.59
CMA0140-BA-02-OL	2 Station Hydraulic Parallel Scheme Manifold	3/8" BSP inlet ports, 1/4" BSP Service ports	250 Bar	Aluminium	0.36	£20.00	€ 22.60
CMA0140-BA-03-OL	3 Station Hydraulic Parallel Scheme Manifold	3/8" BSP inlet ports, 1/4" BSP Service ports	250 Bar	Aluminium	0.51	£28.50	€ 32.21
CMA0140-BA-04-OL	4 Station Hydraulic Parallel Scheme Manifold	3/8" BSP inlet ports, 1/4" BSP Service ports	250 Bar	Aluminium	0.66	£34.50	€ 38.99
CMA0140-BA-05-OL	5 Station Hydraulic Parallel Scheme Manifold	3/8" BSP inlet ports, 1/4" BSP Service ports	250 Bar	Aluminium	0.81	£44.50	€ 50.29
CMA0140-BA-06-OL	6 Station Hydraulic Parallel Scheme Manifold	3/8" BSP inlet ports, 1/4" BSP Service ports	250 Bar	Aluminium	0.97	£54.00	€ 61.02
CMA0140-BA-07-OL	7 Station Hydraulic Parallel Scheme Manifold	3/8" BSP inlet ports, 1/4" BSP Service ports	250 Bar	Aluminium	1.12	£63.00	€ 71.19
CMA0150-CB-02-OL	2 Station Hydraulic Parallel Scheme Manifold	1/2" BSP inlet ports, 3/8" BSP Service ports	250 Bar	Aluminium	0.63	£29.50	€ 33.34
CMA0150-CB-03-OL	3 Station Hydraulic Parallel Scheme Manifold	1/2" BSP inlet ports, 3/8" BSP Service ports	250 Bar	Aluminium	0.89	£37.00	€ 41.81
CMA0150-CB-04-OL	4 Station Hydraulic Parallel Scheme Manifold	1/2" BSP inlet ports, 3/8" BSP Service ports	250 Bar	Aluminium	1.16	£42.50	€ 48.03
CMA0150-CB-05-OL	5 Station Hydraulic Parallel Scheme Manifold	1/2" BSP inlet ports, 3/8" BSP Service ports	250 Bar	Aluminium	1.42	£50.00	€ 56.50
CMA0150-CB-06-OL	6 Station Hydraulic Parallel Scheme Manifold	1/2" BSP inlet ports, 3/8" BSP Service ports	250 Bar	Aluminium	1.69	£61.50	€ 69.50
CMA0150-CB-07-OL	7 Station Hydraulic Parallel Scheme Manifold	1/2" BSP inlet ports, 3/8" BSP Service ports	250 Bar	Aluminium	1.96	£74.50	€ 84.19
CMA0150-CB-08-OL	8 Station Hydraulic Parallel Scheme Manifold	1/2" BSP inlet ports, 3/8" BSP Service ports	250 Bar	Aluminium	2.22	£87.00	€ 98.31
CMA0150-CB-09-OL	9 Station Hydraulic Parallel Scheme Manifold	1/2" BSP inlet ports, 3/8" BSP Service ports	250 Bar	Aluminium	2.49	£103.00	€ 116.39

PRODUCT REFERENCE	DESCRIPTION	PORT SIZES	MAX PRESSURE	MATERIAL	WEIGHT	NETT. PRICE	
						£ STERLING	€ EUROS
CMA0160-DC-02-OL	2 Station Hydraulic Parallel Scheme Manifold	3/4" BSP inlet ports, 1/2" BSP Service ports	250 Bar	Aluminium	0.97	£37.00	€ 41.81
CMA0160-DC-03-OL	3 Station Hydraulic Parallel Scheme Manifold	3/4" BSP inlet ports, 1/2" BSP Service ports	250 Bar	Aluminium	1.43	£46.00	€ 51.98
CMA0160-DC-04-OL	4 Station Hydraulic Parallel Scheme Manifold	3/4" BSP inlet ports, 1/2" BSP Service ports	250 Bar	Aluminium	1.88	£54.50	€ 61.59
CMA0160-DC-05-OL	5 Station Hydraulic Parallel Scheme Manifold	3/4" BSP inlet ports, 1/2" BSP Service ports	250 Bar	Aluminium	2.34	£66.00	€ 74.58
CMA0160-DC-06-OL	6 Station Hydraulic Parallel Scheme Manifold	3/4" BSP inlet ports, 1/2" BSP Service ports	250 Bar	Aluminium	2.79	£90.00	€ 101.70
CMA0160-DC-07-OL	7 Station Hydraulic Parallel Scheme Manifold	3/4" BSP inlet ports, 1/2" BSP Service ports	250 Bar	Aluminium	3.25	£108.50	€ 122.61
CMA0160-DC-08-OL	8 Station Hydraulic Parallel Scheme Manifold	3/4" BSP inlet ports, 1/2" BSP Service ports	250 Bar	Aluminium	3.70	£128.50	€ 145.21
Separator							
CMA0170-ED-02-OL	2 Station Hydraulic Parallel Scheme Manifold	1" BSP inlet ports, 3/4" BSP Service ports	250 Bar	Aluminium	1.60	£56.00	€ 63.28
CMA0170-ED-03-OL	3 Station Hydraulic Parallel Scheme Manifold	1" BSP inlet ports, 3/4" BSP Service ports	250 Bar	Aluminium	2.28	£70.00	€ 79.10
CMA0170-ED-04-OL	4 Station Hydraulic Parallel Scheme Manifold	1" BSP inlet ports, 3/4" BSP Service ports	250 Bar	Aluminium	2.97	£91.50	€ 103.40
CMA0170-ED-05-OL	5 Station Hydraulic Parallel Scheme Manifold	1" BSP inlet ports, 3/4" BSP Service ports	250 Bar	Aluminium	3.65	£115.50	€ 130.52
CMA0170-ED-06-OL	6 Station Hydraulic Parallel Scheme Manifold	1" BSP inlet ports, 3/4" BSP Service ports	250 Bar	Aluminium	4.33	£137.00	€ 154.81
CMA0170-ED-07-OL	7 Station Hydraulic Parallel Scheme Manifold	1" BSP inlet ports, 3/4" BSP Service ports	250 Bar	Aluminium	5.02	£157.00	€ 177.41
Separator							
CMA0180-FE-02-OL	2 Station Hydraulic Parallel Scheme Manifold	1.1/4" BSP inlet ports, 1" BSP Service ports	250 Bar	Aluminium	2.40	£84.00	€ 94.92
CMA0180-FE-03-OL	3 Station Hydraulic Parallel Scheme Manifold	1.1/4" BSP inlet ports, 1" BSP Service ports	250 Bar	Aluminium	3.66	£117.00	€ 132.21
CMA0180-FE-04-OL	4 Station Hydraulic Parallel Scheme Manifold	1.1/4" BSP inlet ports, 1" BSP Service ports	250 Bar	Aluminium	4.81	£160.00	€ 180.80
CMA0180-FE-05-OL	5 Station Hydraulic Parallel Scheme Manifold	1.1/4" BSP inlet ports, 1" BSP Service ports	250 Bar	Aluminium	5.96	£199.50	€ 225.44

GALVANIZED STEEL

PRODUCT REFERENCE	DESCRIPTION	PORT SIZES	MAX PRESSURE	MATERIAL	WEIGHT	NETT. PRICE	
						£ STERLING	€ EUROS
CMS0135-AZ-02-OL	2 Station Hydraulic Parallel Scheme Manifold	1/4" BSP inlet ports, 1/8" BSP Service ports	250 Bar	Galvanized Steel	0.20	£37.50	€ 42.38
CMS0135-AZ-03-OL	3 Station Hydraulic Parallel Scheme Manifold	1/4" BSP inlet ports, 1/8" BSP Service ports	250 Bar	Galvanized Steel	0.29	£54.50	€ 61.59
CMS0135-AZ-04-OL	4 Station Hydraulic Parallel Scheme Manifold	1/4" BSP inlet ports, 1/8" BSP Service ports	250 Bar	Galvanized Steel	0.38	£71.50	€ 80.80
CMS0135-AZ-05-OL	5 Station Hydraulic Parallel Scheme Manifold	1/4" BSP inlet ports, 1/8" BSP Service ports	250 Bar	Galvanized Steel	0.47	£85.50	€ 96.62
Separator							
CMS0140-BA-02-OL	2 Station Hydraulic Parallel Scheme Manifold	3/8" BSP inlet ports, 1/4" BSP Service ports	250 Bar	Galvanized Steel	0.36	£46.00	€ 51.98
CMS0140-BA-03-OL	3 Station Hydraulic Parallel Scheme Manifold	3/8" BSP inlet ports, 1/4" BSP Service ports	250 Bar	Galvanized Steel	0.51	£58.50	€ 66.11
CMS0140-BA-04-OL	4 Station Hydraulic Parallel Scheme Manifold	3/8" BSP inlet ports, 1/4" BSP Service ports	250 Bar	Galvanized Steel	0.66	£73.00	€ 82.49
CMS0140-BA-05-OL	5 Station Hydraulic Parallel Scheme Manifold	3/8" BSP inlet ports, 1/4" BSP Service ports	250 Bar	Galvanized Steel	0.81	£87.00	€ 98.31
CMS0140-BA-06-OL	6 Station Hydraulic Parallel Scheme Manifold	3/8" BSP inlet ports, 1/4" BSP Service ports	250 Bar	Galvanized Steel	0.97	£105.50	€ 119.22
CMS0140-BA-07-OL	7 Station Hydraulic Parallel Scheme Manifold	3/8" BSP inlet ports, 1/4" BSP Service ports	250 Bar	Galvanized Steel	1.12	£121.50	€ 137.30

continued on next page

PRODUCT REFERENCE	DESCRIPTION	PORT SIZES	MAX PRESSURE	MATERIAL	WEIGHT	NETT. PRICE	
						£ STERLING	€ EUROS
CMS0150-CB-02-OL	2 Station Hydraulic Parallel Scheme Manifold	1/2" BSP inlet ports, 3/8" BSP Service ports	250 Bar	Galvanized Steel	0.63	£66.00	€ 74.58
CMS0150-CB-03-OL	3 Station Hydraulic Parallel Scheme Manifold	1/2" BSP inlet ports, 3/8" BSP Service ports	250 Bar	Galvanized Steel	0.89	£88.50	€ 100.01
CMS0150-CB-04-OL	4 Station Hydraulic Parallel Scheme Manifold	1/2" BSP inlet ports, 3/8" BSP Service ports	250 Bar	Galvanized Steel	1.16	£108.50	€ 122.61
CMS0150-CB-05-OL	5 Station Hydraulic Parallel Scheme Manifold	1/2" BSP inlet ports, 3/8" BSP Service ports	250 Bar	Galvanized Steel	1.42	£134.00	€ 151.42
CMS0150-CB-06-OL	6 Station Hydraulic Parallel Scheme Manifold	1/2" BSP inlet ports, 3/8" BSP Service ports	250 Bar	Galvanized Steel	1.69	£157.00	€ 177.41
CMS0150-CB-07-OL	7 Station Hydraulic Parallel Scheme Manifold	1/2" BSP inlet ports, 3/8" BSP Service ports	250 Bar	Galvanized Steel	1.96	£180.00	€ 203.40
CMS0150-CB-08-OL	8 Station Hydraulic Parallel Scheme Manifold	1/2" BSP inlet ports, 3/8" BSP Service ports	250 Bar	Galvanized Steel	2.22	£205.50	€ 232.22
CMS0150-CB-09-OL	9 Station Hydraulic Parallel Scheme Manifold	1/2" BSP inlet ports, 3/8" BSP Service ports	250 Bar	Galvanized Steel	2.49	£228.00	€ 257.64
CMS0160-DC-02-OL	2 Station Hydraulic Parallel Scheme Manifold	3/4" BSP inlet ports, 1/2" BSP Service ports	250 Bar	Galvanized Steel	0.97	£91.50	€ 103.40
CMS0160-DC-03-OL	3 Station Hydraulic Parallel Scheme Manifold	3/4" BSP inlet ports, 1/2" BSP Service ports	250 Bar	Galvanized Steel	1.43	£131.50	€ 148.60
CMS0160-DC-04-OL	4 Station Hydraulic Parallel Scheme Manifold	3/4" BSP inlet ports, 1/2" BSP Service ports	250 Bar	Galvanized Steel	1.88	£174.00	€ 196.62
CMS0160-DC-05-OL	5 Station Hydraulic Parallel Scheme Manifold	3/4" BSP inlet ports, 1/2" BSP Service ports	250 Bar	Galvanized Steel	2.34	£217.00	€ 245.21
CMS0160-DC-06-OL	6 Station Hydraulic Parallel Scheme Manifold	3/4" BSP inlet ports, 1/2" BSP Service ports	250 Bar	Galvanized Steel	2.79	£256.50	€ 289.85
CMS0160-DC-07-OL	7 Station Hydraulic Parallel Scheme Manifold	3/4" BSP inlet ports, 1/2" BSP Service ports	250 Bar	Galvanized Steel	3.25	£296.50	€ 335.05
CMS0160-DC-08-OL	8 Station Hydraulic Parallel Scheme Manifold	3/4" BSP inlet ports, 1/2" BSP Service ports	250 Bar	Galvanized Steel	3.70	£342.00	€ 386.46
CMS0170-ED-02-OL	2 Station Hydraulic Parallel Scheme Manifold	1" BSP inlet ports, 3/4" BSP Service ports	250 Bar	Galvanized Steel	1.60	£131.50	€ 148.60
CMS0170-ED-03-OL	3 Station Hydraulic Parallel Scheme Manifold	1" BSP inlet ports, 3/4" BSP Service ports	250 Bar	Galvanized Steel	2.28	£180.00	€ 203.40
CMS0170-ED-04-OL	4 Station Hydraulic Parallel Scheme Manifold	1" BSP inlet ports, 3/4" BSP Service ports	250 Bar	Galvanized Steel	2.97	£248.00	€ 280.24
CMS0170-ED-05-OL	5 Station Hydraulic Parallel Scheme Manifold	1" BSP inlet ports, 3/4" BSP Service ports	250 Bar	Galvanized Steel	3.65	£308.00	€ 348.04
CMS0170-ED-06-OL	6 Station Hydraulic Parallel Scheme Manifold	1" BSP inlet ports, 3/4" BSP Service ports	250 Bar	Galvanized Steel	4.33	£362.00	€ 409.06
CMS0170-ED-07-OL	7 Station Hydraulic Parallel Scheme Manifold	1" BSP inlet ports, 3/4" BSP Service ports	250 Bar	Galvanized Steel	5.02	£419.00	€ 473.47
CMS0180-FE-02-OL	2 Station Hydraulic Parallel Scheme Manifold	1.1/4" BSP inlet ports, 1" BSP Service ports	250 Bar	Galvanized Steel	2.40	£191.00	€ 215.83
CMS0180-FE-03-OL	3 Station Hydraulic Parallel Scheme Manifold	1.1/4" BSP inlet ports, 1" BSP Service ports	250 Bar	Galvanized Steel	3.66	£279.00	€ 315.27
CMS0180-FE-04-OL	4 Station Hydraulic Parallel Scheme Manifold	1.1/4" BSP inlet ports, 1" BSP Service ports	250 Bar	Galvanized Steel	4.81	£368.00	€ 415.84
CMS0180-FE-05-OL	5 Station Hydraulic Parallel Scheme Manifold	1.1/4" BSP inlet ports, 1" BSP Service ports	250 Bar	Galvanized Steel	5.96	£456.00	€ 515.28

Benefits of Stainless Steel Products

Stainless Steel products are used largely due to their ability to cope with harsh environments. The units offer the highest standards of performance and durability. Applications to date are in the nuclear, marine, offshore, food, chemical and pharmaceutical industries where high performance in remote and corrosive environments is required.

- **Corrosion Resistance:** Lower alloyed grades resist corrosion in atmospheric and pure water environments, while high-alloyed grades can resist corrosion in most acid, alkaline solutions and chlorine bearing environments; properties which utilized in process plants.
- **Fire and Heat Resistance:** Special high chromium and nickel-alloyed grades resist scalding and retain strength at high temperatures.
- **Hygiene:** The easy cleaning ability of stainless makes it the first choice for strict hygiene conditions, such as hospitals, kitchens and food processing plants.
- **Ease of Fabrication:** Modern steel-making techniques mean that stainless can be cut, welded, formed, machined and fabricated as readily as traditional steels.
- **Aesthetic Appearance:** The bright, easily maintained surface of stainless steel provides a modern attractive appearance.
- **Long Term Value:** When the total life cycle costs are considered, stainless is often the least expensive material option. Stainless steel rarely rusts.

STAINLESS STEEL

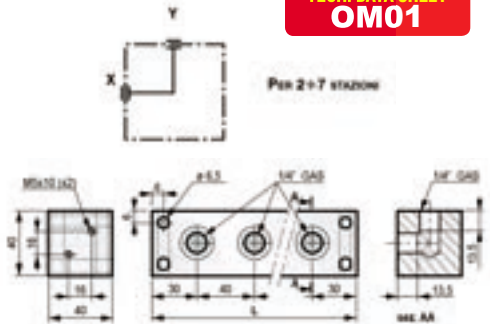

PRODUCT REFERENCE	DESCRIPTION	PORT SIZES	MAX PRESSURE	MATERIAL	WEIGHT	NETT. PRICE	
						£ STERLING	€ EUROS
CMX0135-AZ-02-OL	2 Station Hydraulic Parallel Scheme Manifold	1/4" BSP inlet ports, 1/8" BSP Service ports	250 Bar	Stainless Steel	0.20	£POA	€ POA
CMX0135-AZ-03-OL	3 Station Hydraulic Parallel Scheme Manifold	1/4" BSP inlet ports, 1/8" BSP Service ports	250 Bar	Stainless Steel	0.29	£POA	€ POA
CMX0135-AZ-04-OL	4 Station Hydraulic Parallel Scheme Manifold	1/4" BSP inlet ports, 1/8" BSP Service ports	250 Bar	Stainless Steel	0.38	£POA	€ POA
CMX0135-AZ-05-OL	5 Station Hydraulic Parallel Scheme Manifold	1/4" BSP inlet ports, 1/8" BSP Service ports	250 Bar	Stainless Steel	0.47	£POA	€ POA
Separator							
CMX0140-BA-02-OL	2 Station Hydraulic Parallel Scheme Manifold	3/8" BSP inlet ports, 1/4" BSP Service ports	250 Bar	Stainless Steel	0.36	£POA	€ POA
CMX0140-BA-03-OL	3 Station Hydraulic Parallel Scheme Manifold	3/8" BSP inlet ports, 1/4" BSP Service ports	250 Bar	Stainless Steel	0.51	£POA	€ POA
CMX0140-BA-04-OL	4 Station Hydraulic Parallel Scheme Manifold	3/8" BSP inlet ports, 1/4" BSP Service ports	250 Bar	Stainless Steel	0.66	£POA	€ POA
CMX0140-BA-05-OL	5 Station Hydraulic Parallel Scheme Manifold	3/8" BSP inlet ports, 1/4" BSP Service ports	250 Bar	Stainless Steel	0.81	£POA	€ POA
CMX0140-BA-06-OL	6 Station Hydraulic Parallel Scheme Manifold	3/8" BSP inlet ports, 1/4" BSP Service ports	250 Bar	Stainless Steel	0.97	£POA	€ POA
CMX0140-BA-07-OL	7 Station Hydraulic Parallel Scheme Manifold	3/8" BSP inlet ports, 1/4" BSP Service ports	250 Bar	Stainless Steel	1.12	£POA	€ POA
Separator							
CMX0150-CB-02-OL	2 Station Hydraulic Parallel Scheme Manifold	1/2" BSP inlet ports, 3/8" BSP Service ports	250 Bar	Stainless Steel	0.63	£POA	€ POA
CMX0150-CB-03-OL	3 Station Hydraulic Parallel Scheme Manifold	1/2" BSP inlet ports, 3/8" BSP Service ports	250 Bar	Stainless Steel	0.89	£POA	€ POA
CMX0150-CB-04-OL	4 Station Hydraulic Parallel Scheme Manifold	1/2" BSP inlet ports, 3/8" BSP Service ports	250 Bar	Stainless Steel	1.16	£POA	€ POA
CMX0150-CB-05-OL	5 Station Hydraulic Parallel Scheme Manifold	1/2" BSP inlet ports, 3/8" BSP Service ports	250 Bar	Stainless Steel	1.42	£POA	€ POA
CMX0150-CB-06-OL	6 Station Hydraulic Parallel Scheme Manifold	1/2" BSP inlet ports, 3/8" BSP Service ports	250 Bar	Stainless Steel	1.69	£POA	€ POA
CMX0150-CB-07-OL	7 Station Hydraulic Parallel Scheme Manifold	1/2" BSP inlet ports, 3/8" BSP Service ports	250 Bar	Stainless Steel	1.96	£POA	€ POA
CMX0150-CB-08-OL	8 Station Hydraulic Parallel Scheme Manifold	1/2" BSP inlet ports, 3/8" BSP Service ports	250 Bar	Stainless Steel	2.22	£POA	€ POA
CMX0150-CB-09-OL	9 Station Hydraulic Parallel Scheme Manifold	1/2" BSP inlet ports, 3/8" BSP Service ports	250 Bar	Stainless Steel	2.49	£POA	€ POA
Separator							
CMX0160-DC-02-OL	2 Station Hydraulic Parallel Scheme Manifold	3/4" BSP inlet ports, 1/2" BSP Service ports	250 Bar	Stainless Steel	0.97	£POA	€ POA
CMX0160-DC-03-OL	3 Station Hydraulic Parallel Scheme Manifold	3/4" BSP inlet ports, 1/2" BSP Service ports	250 Bar	Stainless Steel	1.43	£POA	€ POA
CMX0160-DC-04-OL	4 Station Hydraulic Parallel Scheme Manifold	3/4" BSP inlet ports, 1/2" BSP Service ports	250 Bar	Stainless Steel	1.88	£POA	€ POA
CMX0160-DC-05-OL	5 Station Hydraulic Parallel Scheme Manifold	3/4" BSP inlet ports, 1/2" BSP Service ports	250 Bar	Stainless Steel	2.34	£POA	€ POA
CMX0160-DC-06-OL	6 Station Hydraulic Parallel Scheme Manifold	3/4" BSP inlet ports, 1/2" BSP Service ports	250 Bar	Stainless Steel	2.79	£POA	€ POA
CMX0160-DC-07-OL	7 Station Hydraulic Parallel Scheme Manifold	3/4" BSP inlet ports, 1/2" BSP Service ports	250 Bar	Stainless Steel	3.25	£POA	€ POA
CMX0160-DC-08-OL	8 Station Hydraulic Parallel Scheme Manifold	3/4" BSP inlet ports, 1/2" BSP Service ports	250 Bar	Stainless Steel	3.70	£POA	€ POA
Separator							
CMX0170-ED-02-OL	2 Station Hydraulic Parallel Scheme Manifold	1" BSP inlet ports, 3/4" BSP Service ports	250 Bar	Stainless Steel	1.60	£POA	€ POA
CMX0170-ED-03-OL	3 Station Hydraulic Parallel Scheme Manifold	1" BSP inlet ports, 3/4" BSP Service ports	250 Bar	Stainless Steel	2.28	£POA	€ POA
CMX0170-ED-04-OL	4 Station Hydraulic Parallel Scheme Manifold	1" BSP inlet ports, 3/4" BSP Service ports	250 Bar	Stainless Steel	2.97	£POA	€ POA
CMX0170-ED-05-OL	5 Station Hydraulic Parallel Scheme Manifold	1" BSP inlet ports, 3/4" BSP Service ports	250 Bar	Stainless Steel	3.65	£POA	€ POA
CMX0170-ED-06-OL	6 Station Hydraulic Parallel Scheme Manifold	1" BSP inlet ports, 3/4" BSP Service ports	250 Bar	Stainless Steel	4.33	£POA	€ POA
CMX0170-ED-07-OL	7 Station Hydraulic Parallel Scheme Manifold	1" BSP inlet ports, 3/4" BSP Service ports	250 Bar	Stainless Steel	5.02	£POA	€ POA

continued on next page

PRODUCT REFERENCE	DESCRIPTION	PORT SIZES	MAX PRESSURE	MATERIAL	WEIGHT	NETT. PRICE	
						£ STERLING	€ EUROS
CMX0180-FE-02-OL	2 Station Hydraulic Parallel Scheme Manifold	1.1/4" BSP inlet ports, 1" BSP Service ports	250 Bar	Stainless Steel	2.40	£POA	€ POA
CMX0180-FE-03-OL	3 Station Hydraulic Parallel Scheme Manifold	1.1/4" BSP inlet ports, 1" BSP Service ports	250 Bar	Stainless Steel	3.66	£POA	€ POA
CMX0180-FE-04-OL	4 Station Hydraulic Parallel Scheme Manifold	1.1/4" BSP inlet ports, 1" BSP Service ports	250 Bar	Stainless Steel	4.81	£POA	€ POA
CMX0180-FE-05-OL	5 Station Hydraulic Parallel Scheme Manifold	1.1/4" BSP inlet ports, 1" BSP Service ports	250 Bar	Stainless Steel	5.96	£POA	€ POA

OLEORAMA HYDRAULIC L TYPE MANIFOLDS

www.flowfitonline.com
TECH. DATA SHEET
OM01



ALUMINIUM

PRODUCT REFERENCE	DESCRIPTION	PORT SIZES	MAX PRESSURE	MATERIAL	WEIGHT	NETT. PRICE	
						£ STERLING	€ EUROS
CMA0240-OA-02-OL	2 Station Hydraulic L Type Manifold	1/4" BSP inlet ports, 1/4" BSP Service ports	250 Bar	Aluminium	0.37	£20.00	€ 22.60
CMA0240-OA-03-OL	3 Station Hydraulic L Type Manifold	1/4" BSP inlet ports, 1/4" BSP Service ports	250 Bar	Aluminium	0.53	£27.50	€ 31.08
CMA0240-OA-04-OL	4 Station Hydraulic L Type Manifold	1/4" BSP inlet ports, 1/4" BSP Service ports	250 Bar	Aluminium	0.69	£34.00	€ 38.42
CMA0240-OA-05-OL	5 Station Hydraulic L Type Manifold	1/4" BSP inlet ports, 1/4" BSP Service ports	250 Bar	Aluminium	0.84	£43.00	€ 48.59
CMA0240-OA-06-OL	6 Station Hydraulic L Type Manifold	1/4" BSP inlet ports, 1/4" BSP Service ports	250 Bar	Aluminium	1.00	£54.00	€ 61.02
CMA0240-OA-07-OL	7 Station Hydraulic L Type Manifold	1/4" BSP inlet ports, 1/4" BSP Service ports	250 Bar	Aluminium	1.16	£63.00	€ 71.19
CMA0250-OB-02-OL	2 Station Hydraulic L Type Manifold	3/8" BSP inlet ports, 3/8" BSP Service ports	250 Bar	Aluminium	0.65	£29.50	€ 33.34
CMA0250-OB-03-OL	3 Station Hydraulic L Type Manifold	3/8" BSP inlet ports, 3/8" BSP Service ports	250 Bar	Aluminium	0.92	£37.00	€ 41.81
CMA0250-OB-04-OL	4 Station Hydraulic L Type Manifold	3/8" BSP inlet ports, 3/8" BSP Service ports	250 Bar	Aluminium	1.19	£43.00	€ 48.59
CMA0250-OB-05-OL	5 Station Hydraulic L Type Manifold	3/8" BSP inlet ports, 3/8" BSP Service ports	250 Bar	Aluminium	1.46	£51.50	€ 58.20
CMA0250-OB-06-OL	6 Station Hydraulic L Type Manifold	3/8" BSP inlet ports, 3/8" BSP Service ports	250 Bar	Aluminium	1.73	£63.00	€ 71.19
CMA0250-OB-07-OL	7 Station Hydraulic L Type Manifold	3/8" BSP inlet ports, 3/8" BSP Service ports	250 Bar	Aluminium	2.00	£73.00	€ 82.49
CMA0250-OB-08-OL	8 Station Hydraulic L Type Manifold	3/8" BSP inlet ports, 3/8" BSP Service ports	250 Bar	Aluminium	2.27	£81.50	€ 92.10
CMA0250-OB-09-OL	9 Station Hydraulic L Type Manifold	3/8" BSP inlet ports, 3/8" BSP Service ports	250 Bar	Aluminium	2.54	£97.00	€ 109.61

continued on next page

PRODUCT REFERENCE	DESCRIPTION	PORT SIZES	MAX PRESSURE	MATERIAL	WEIGHT	NETT. PRICE	
CMA0260-OC-02-OL	2 Station Hydraulic L Type Manifold	1/2" BSP inlet ports, 1/2" BSP Service ports	250 Bar	Aluminium	1.02	£37.00	€ 41.81
CMA0260-OC-03-OL	3 Station Hydraulic L Type Manifold	1/2" BSP inlet ports, 1/2" BSP Service ports	250 Bar	Aluminium	1.49	£47.50	€ 53.68
CMA0260-OC-04-OL	4 Station Hydraulic L Type Manifold	1/2" BSP inlet ports, 1/2" BSP Service ports	250 Bar	Aluminium	1.96	£63.00	€ 71.19
CMA0260-OC-05-OL	5 Station Hydraulic L Type Manifold	1/2" BSP inlet ports, 1/2" BSP Service ports	250 Bar	Aluminium	2.43	£78.50	€ 88.71
CMA0260-OC-06-OL	6 Station Hydraulic L Type Manifold	1/2" BSP inlet ports, 1/2" BSP Service ports	250 Bar	Aluminium	2.90	£93.00	€ 105.09
CMA0260-OC-07-OL	7 Station Hydraulic L Type Manifold	1/2" BSP inlet ports, 1/2" BSP Service ports	250 Bar	Aluminium	3.37	£108.50	€ 122.61
CMA0260-OC-08-OL	8 Station Hydraulic L Type Manifold	1/2" BSP inlet ports, 1/2" BSP Service ports	250 Bar	Aluminium	3.83	£123.00	€ 138.99
CMA0270-OD-02-OL	2 Station Hydraulic L Type Manifold	3/4" BSP inlet ports, 3/4" BSP Service ports	250 Bar	Aluminium	1.68	£56.00	€ 63.28
CMA0270-OD-03-OL	3 Station Hydraulic L Type Manifold	3/4" BSP inlet ports, 3/4" BSP Service ports	250 Bar	Aluminium	2.39	£70.00	€ 79.10
CMA0270-OD-04-OL	4 Station Hydraulic L Type Manifold	3/4" BSP inlet ports, 3/4" BSP Service ports	250 Bar	Aluminium	3.09	£90.00	€ 101.70
CMA0270-OD-05-OL	5 Station Hydraulic L Type Manifold	3/4" BSP inlet ports, 3/4" BSP Service ports	250 Bar	Aluminium	3.79	£113.00	€ 127.69
CMA0270-OD-06-OL	6 Station Hydraulic L Type Manifold	3/4" BSP inlet ports, 3/4" BSP Service ports	250 Bar	Aluminium	4.49	£133.00	€ 150.29
CMA0270-OD-07-OL	7 Station Hydraulic L Type Manifold	3/4" BSP inlet ports, 3/4" BSP Service ports	250 Bar	Aluminium	5.19	£152.00	€ 171.76
CMA0280-OE-02-OL	2 Station Hydraulic L Type Manifold	1" BSP inlet ports, 1" BSP Service ports	250 Bar	Aluminium	2.61	£84.00	€ 94.92
CMA0280-OE-03-OL	3 Station Hydraulic L Type Manifold	1" BSP inlet ports, 1" BSP Service ports	250 Bar	Aluminium	3.81	£111.50	€ 126.00
CMA0280-OE-04-OL	4 Station Hydraulic L Type Manifold	1" BSP inlet ports, 1" BSP Service ports	250 Bar	Aluminium	5.00	£151.50	€ 171.20
CMA0280-OE-05-OL	5 Station Hydraulic L Type Manifold	1" BSP inlet ports, 1" BSP Service ports	250 Bar	Aluminium	6.20	£191.00	€ 215.83

GALVANIZED STEEL

PRODUCT REFERENCE	DESCRIPTION	PORT SIZES	MAX PRESSURE	MATERIAL	WEIGHT	NETT. PRICE	
						£ STERLING	€ EUROS
CMS0240-OA-02-OL	2 Station Hydraulic L Type Manifold	1/4" BSP inlet ports, 1/4" BSP Service ports	250 Bar	Galvanized Steel	0.37	£40.00	€ 45.20
CMS0240-OA-03-OL	3 Station Hydraulic L Type Manifold	1/4" BSP inlet ports, 1/4" BSP Service ports	250 Bar	Galvanized Steel	0.53	£55.00	€ 62.15
CMS0240-OA-04-OL	4 Station Hydraulic L Type Manifold	1/4" BSP inlet ports, 1/4" BSP Service ports	250 Bar	Galvanized Steel	0.69	£68.00	€ 76.84
CMS0240-OA-05-OL	5 Station Hydraulic L Type Manifold	1/4" BSP inlet ports, 1/4" BSP Service ports	250 Bar	Galvanized Steel	0.84	£86.00	€ 97.18
CMS0240-OA-06-OL	6 Station Hydraulic L Type Manifold	1/4" BSP inlet ports, 1/4" BSP Service ports	250 Bar	Galvanized Steel	1.00	£108.00	€ 122.04
CMS0240-OA-07-OL	7 Station Hydraulic L Type Manifold	1/4" BSP inlet ports, 1/4" BSP Service ports	250 Bar	Galvanized Steel	1.16	£126.00	€ 142.38
CMS0250-OB-02-OL	2 Station Hydraulic L Type Manifold	3/8" BSP inlet ports, 3/8" BSP Service ports	250 Bar	Galvanized Steel	0.65	£60.00	€ 67.80
CMS0250-OB-03-OL	3 Station Hydraulic L Type Manifold	3/8" BSP inlet ports, 3/8" BSP Service ports	250 Bar	Galvanized Steel	0.92	£83.00	€ 93.79
CMS0250-OB-04-OL	4 Station Hydraulic L Type Manifold	3/8" BSP inlet ports, 3/8" BSP Service ports	250 Bar	Galvanized Steel	1.19	£103.00	€ 116.39
CMS0250-OB-05-OL	5 Station Hydraulic L Type Manifold	3/8" BSP inlet ports, 3/8" BSP Service ports	250 Bar	Galvanized Steel	1.46	£128.50	€ 145.21
CMS0250-OB-06-OL	6 Station Hydraulic L Type Manifold	3/8" BSP inlet ports, 3/8" BSP Service ports	250 Bar	Galvanized Steel	1.73	£151.50	€ 171.20
CMS0250-OB-07-OL	7 Station Hydraulic L Type Manifold	3/8" BSP inlet ports, 3/8" BSP Service ports	250 Bar	Galvanized Steel	2.00	£174.00	€ 196.62
CMS0250-OB-08-OL	8 Station Hydraulic L Type Manifold	3/8" BSP inlet ports, 3/8" BSP Service ports	250 Bar	Galvanized Steel	2.27	£199.50	€ 225.44
CMS0250-OB-09-OL	9 Station Hydraulic L Type Manifold	3/8" BSP inlet ports, 3/8" BSP Service ports	250 Bar	Galvanized Steel	2.54	£222.50	€ 251.43

continued on next page

PRODUCT REFERENCE	DESCRIPTION	PORT SIZES	MAX PRESSURE	MATERIAL	WEIGHT	NETT. PRICE	
CMS0260-OC-02-OL	2 Station Hydraulic L Type Manifold	1/2" BSP inlet ports, 1/2" BSP Service ports	250 Bar	Galvanized Steel	1.02	£83.00	€ 93.79
CMS0260-OC-03-OL	3 Station Hydraulic L Type Manifold	1/2" BSP inlet ports, 1/2" BSP Service ports	250 Bar	Galvanized Steel	1.49	£123.00	€ 138.99
CMS0260-OC-04-OL	4 Station Hydraulic L Type Manifold	1/2" BSP inlet ports, 1/2" BSP Service ports	250 Bar	Galvanized Steel	1.96	£165.50	€ 187.02
CMS0260-OC-05-OL	5 Station Hydraulic L Type Manifold	1/2" BSP inlet ports, 1/2" BSP Service ports	250 Bar	Galvanized Steel	2.43	£208.50	€ 235.61
CMS0260-OC-06-OL	6 Station Hydraulic L Type Manifold	1/2" BSP inlet ports, 1/2" BSP Service ports	250 Bar	Galvanized Steel	2.90	£248.00	€ 280.24
CMS0260-OC-07-OL	7 Station Hydraulic L Type Manifold	1/2" BSP inlet ports, 1/2" BSP Service ports	250 Bar	Galvanized Steel	3.37	£288.00	€ 325.44
CMS0260-OC-08-OL	8 Station Hydraulic L Type Manifold	1/2" BSP inlet ports, 1/2" BSP Service ports	250 Bar	Galvanized Steel	3.83	£333.50	€ 376.86
CMS0270-OD-02-OL	2 Station Hydraulic L Type Manifold	3/4" BSP inlet ports, 3/4" BSP Service ports	250 Bar	Galvanized Steel	1.68	£123.00	€ 138.99
CMS0270-OD-03-OL	3 Station Hydraulic L Type Manifold	3/4" BSP inlet ports, 3/4" BSP Service ports	250 Bar	Galvanized Steel	2.39	£171.00	€ 193.23
CMS0270-OD-04-OL	4 Station Hydraulic L Type Manifold	3/4" BSP inlet ports, 3/4" BSP Service ports	250 Bar	Galvanized Steel	3.09	£239.00	€ 270.07
CMS0270-OD-05-OL	5 Station Hydraulic L Type Manifold	3/4" BSP inlet ports, 3/4" BSP Service ports	250 Bar	Galvanized Steel	3.79	£299.50	€ 338.44
CMS0270-OD-06-OL	6 Station Hydraulic L Type Manifold	3/4" BSP inlet ports, 3/4" BSP Service ports	250 Bar	Galvanized Steel	4.49	£353.50	€ 399.46
CMS0270-OD-07-OL	7 Station Hydraulic L Type Manifold	3/4" BSP inlet ports, 3/4" BSP Service ports	250 Bar	Galvanized Steel	5.19	£410.50	€ 463.87
CMS0280-OE-02-OL	2 Station Hydraulic L Type Manifold	1" BSP inlet ports, 1" BSP Service ports	250 Bar	Galvanized Steel	2.61	£180.00	€ 203.40
CMS0280-OE-03-OL	3 Station Hydraulic L Type Manifold	1" BSP inlet ports, 1" BSP Service ports	250 Bar	Galvanized Steel	3.81	£268.00	€ 302.84
CMS0280-OE-04-OL	4 Station Hydraulic L Type Manifold	1" BSP inlet ports, 1" BSP Service ports	250 Bar	Galvanized Steel	5.00	£356.50	€ 402.85
CMS0280-OE-05-OL	5 Station Hydraulic L Type Manifold	1" BSP inlet ports, 1" BSP Service ports	250 Bar	Galvanized Steel	6.20	£445.00	€ 502.85

Benefits of Stainless Steel Products

Stainless Steel products are used largely due to their ability to cope with harsh environments. The units offer the highest standards of performance and durability. Applications to date are in the nuclear, marine, offshore, food, chemical and pharmaceutical industries where high performance in remote and corrosive environments is required.

- **Corrosion Resistance:** Lower alloyed grades resist corrosion in atmospheric and pure water environments, while high-alloyed grades can resist corrosion in most acid, alkaline solutions and chlorine bearing environments; properties which utilized in process plants.
- **Fire and Heat Resistance:** Special high chromium and nickel-alloyed grades resist scalding and retain strength at high temperatures.
- **Hygiene:** The easy cleaning ability of stainless makes it the first choice for strict hygiene conditions, such as hospitals, kitchens and food processing plants.
- **Ease of Fabrication:** Modern steel-making techniques mean that stainless can be cut, welded, formed, machined and fabricated as readily as traditional steels.
- **Aesthetic Appearance:** The bright, easily maintained surface of stainless steel provides a modern attractive appearance.
- **Long Term Value:** When the total life cycle costs are considered, stainless is often the least expensive material option. Stainless steel rarely rusts.

STAINLESS STEEL


PRODUCT REFERENCE	DESCRIPTION	PORT SIZES	MAX PRESSURE	MATERIAL	WEIGHT	NETT. PRICE	
						£ STERLING	€ EUROS
CMX0240-OA-02-OL	2 Station Hydraulic L Type Manifold	1/4" BSP inlet ports, 1/4" BSP Service ports	250 Bar	Stainless Steel	0.37	£POA	€ POA
CMX0240-OA-03-OL	3 Station Hydraulic L Type Manifold	1/4" BSP inlet ports, 1/4" BSP Service ports	250 Bar	Stainless Steel	0.53	£POA	€ POA
CMX0240-OA-04-OL	4 Station Hydraulic L Type Manifold	1/4" BSP inlet ports, 1/4" BSP Service ports	250 Bar	Stainless Steel	0.69	£POA	€ POA
CMX0240-OA-05-OL	5 Station Hydraulic L Type Manifold	1/4" BSP inlet ports, 1/4" BSP Service ports	250 Bar	Stainless Steel	0.84	£POA	€ POA
CMX0240-OA-06-OL	6 Station Hydraulic L Type Manifold	1/4" BSP inlet ports, 1/4" BSP Service ports	250 Bar	Stainless Steel	1.00	£POA	€ POA
CMX0240-OA-07-OL	7 Station Hydraulic L Type Manifold	1/4" BSP inlet ports, 1/4" BSP Service ports	250 Bar	Stainless Steel	1.16	£POA	€ POA

continued on next page

CMX0250-OB-02-OL	2 Station Hydraulic L Type Manifold	3/8" BSP inlet ports, 3/8" BSP Service ports	250 Bar	Stainless Steel	0.65	£POA	€ POA
CMX0250-OB-03-OL	3 Station Hydraulic L Type Manifold	3/8" BSP inlet ports, 3/8" BSP Service ports	250 Bar	Stainless Steel	0.92	£POA	€ POA
CMX0250-OB-04-OL	4 Station Hydraulic L Type Manifold	3/8" BSP inlet ports, 3/8" BSP Service ports	250 Bar	Stainless Steel	1.19	£POA	€ POA
CMX0250-OB-05-OL	5 Station Hydraulic L Type Manifold	3/8" BSP inlet ports, 3/8" BSP Service ports	250 Bar	Stainless Steel	1.46	£POA	€ POA
CMX0250-OB-06-OL	6 Station Hydraulic L Type Manifold	3/8" BSP inlet ports, 3/8" BSP Service ports	250 Bar	Stainless Steel	1.73	£POA	€ POA
CMX0250-OB-07-OL	7 Station Hydraulic L Type Manifold	3/8" BSP inlet ports, 3/8" BSP Service ports	250 Bar	Stainless Steel	2.00	£POA	€ POA
CMX0250-OB-08-OL	8 Station Hydraulic L Type Manifold	3/8" BSP inlet ports, 3/8" BSP Service ports	250 Bar	Stainless Steel	2.27	£POA	€ POA
CMX0250-OB-09-OL	9 Station Hydraulic L Type Manifold	3/8" BSP inlet ports, 3/8" BSP Service ports	250 Bar	Stainless Steel	2.54	£POA	€ POA
CMX0260-OC-02-OL	2 Station Hydraulic L Type Manifold	1/2" BSP inlet ports, 1/2" BSP Service ports	250 Bar	Stainless Steel	1.02	£POA	€ POA
CMX0260-OC-03-OL	3 Station Hydraulic L Type Manifold	1/2" BSP inlet ports, 1/2" BSP Service ports	250 Bar	Stainless Steel	1.49	£POA	€ POA
CMX0260-OC-04-OL	4 Station Hydraulic L Type Manifold	1/2" BSP inlet ports, 1/2" BSP Service ports	250 Bar	Stainless Steel	1.96	£POA	€ POA
CMX0260-OC-05-OL	5 Station Hydraulic L Type Manifold	1/2" BSP inlet ports, 1/2" BSP Service ports	250 Bar	Stainless Steel	2.43	£POA	€ POA
CMX0260-OC-06-OL	6 Station Hydraulic L Type Manifold	1/2" BSP inlet ports, 1/2" BSP Service ports	250 Bar	Stainless Steel	2.90	£POA	€ POA
CMX0260-OC-07-OL	7 Station Hydraulic L Type Manifold	1/2" BSP inlet ports, 1/2" BSP Service ports	250 Bar	Stainless Steel	3.37	£POA	€ POA
CMX0260-OC-08-OL	8 Station Hydraulic L Type Manifold	1/2" BSP inlet ports, 1/2" BSP Service ports	250 Bar	Stainless Steel	3.83	£POA	€ POA
CMX0270-OD-02-OL	2 Station Hydraulic L Type Manifold	3/4" BSP inlet ports, 3/4" BSP Service ports	250 Bar	Stainless Steel	1.68	£POA	€ POA
CMX0270-OD-03-OL	3 Station Hydraulic L Type Manifold	3/4" BSP inlet ports, 3/4" BSP Service ports	250 Bar	Stainless Steel	2.39	£POA	€ POA
CMX0270-OD-04-OL	4 Station Hydraulic L Type Manifold	3/4" BSP inlet ports, 3/4" BSP Service ports	250 Bar	Stainless Steel	3.09	£POA	€ POA
CMX0270-OD-05-OL	5 Station Hydraulic L Type Manifold	3/4" BSP inlet ports, 3/4" BSP Service ports	250 Bar	Stainless Steel	3.79	£POA	€ POA
CMX0270-OD-06-OL	6 Station Hydraulic L Type Manifold	3/4" BSP inlet ports, 3/4" BSP Service ports	250 Bar	Stainless Steel	4.49	£POA	€ POA
CMX0270-OD-07-OL	7 Station Hydraulic L Type Manifold	3/4" BSP inlet ports, 3/4" BSP Service ports	250 Bar	Stainless Steel	5.19	£POA	€ POA
CMX0280-OE-02-OL	2 Station Hydraulic L Type Manifold	1" BSP inlet ports, 1" BSP Service ports	250 Bar	Stainless Steel	2.61	£POA	€ POA
CMX0280-OE-03-OL	3 Station Hydraulic L Type Manifold	1" BSP inlet ports, 1" BSP Service ports	250 Bar	Stainless Steel	3.81	£POA	€ POA
CMX0280-OE-04-OL	4 Station Hydraulic L Type Manifold	1" BSP inlet ports, 1" BSP Service ports	250 Bar	Stainless Steel	5.00	£POA	€ POA
CMX0280-OE-05-OL	5 Station Hydraulic L Type Manifold	1" BSP inlet ports, 1" BSP Service ports	250 Bar	Stainless Steel	6.20	£POA	€ POA

OLEORAMA HYDRAULIC T TYPE MANIFOLDS

www.flowfitonline.com
TECH. DATA SHEET
OM01



ALUMINIUM

PRODUCT REFERENCE	DESCRIPTION	PORT SIZES	MAX PRESSURE	MATERIAL	WEIGHT	NETT. PRICE	
						£ STERLING	€ EUROS
CMA0340-OA-02-OL	2 Station Hydraulic T Type Manifold	1/4" BSP inlet ports, 1/4" BSP Service ports	250 Bar	Aluminium	0.37	£22.00	€ 24.86
CMA0340-OA-03-OL	3 Station Hydraulic T Type Manifold	1/4" BSP inlet ports, 1/4" BSP Service ports	250 Bar	Aluminium	0.53	£29.50	€ 33.34
CMA0340-OA-04-OL	4 Station Hydraulic T Type Manifold	1/4" BSP inlet ports, 1/4" BSP Service ports	250 Bar	Aluminium	0.69	£37.50	€ 42.38
CMA0340-OA-05-OL	5 Station Hydraulic T Type Manifold	1/4" BSP inlet ports, 1/4" BSP Service ports	250 Bar	Aluminium	0.84	£47.50	€ 53.68
CMA0340-OA-06-OL	6 Station Hydraulic T Type Manifold	1/4" BSP inlet ports, 1/4" BSP Service ports	250 Bar	Aluminium	1.00	£59.50	€ 67.24
CMA0340-OA-07-OL	7 Station Hydraulic T Type Manifold	1/4" BSP inlet ports, 1/4" BSP Service ports	250 Bar	Aluminium	1.16	£69.50	€ 78.54
CMA0350-OB-02-OL	2 Station Hydraulic T Type Manifold	3/8" BSP inlet ports, 3/8" BSP Service ports	250 Bar	Aluminium	0.65	£32.50	€ 36.73
CMA0350-OB-03-OL	3 Station Hydraulic T Type Manifold	3/8" BSP inlet ports, 3/8" BSP Service ports	250 Bar	Aluminium	0.92	£40.50	€ 45.77
CMA0350-OB-04-OL	4 Station Hydraulic T Type Manifold	3/8" BSP inlet ports, 3/8" BSP Service ports	250 Bar	Aluminium	1.19	£46.50	€ 52.55
CMA0350-OB-05-OL	5 Station Hydraulic T Type Manifold	3/8" BSP inlet ports, 3/8" BSP Service ports	250 Bar	Aluminium	1.46	£54.00	€ 61.02
CMA0350-OB-06-OL	6 Station Hydraulic T Type Manifold	3/8" BSP inlet ports, 3/8" BSP Service ports	250 Bar	Aluminium	1.73	£63.50	€ 71.76
CMA0350-OB-07-OL	7 Station Hydraulic T Type Manifold	3/8" BSP inlet ports, 3/8" BSP Service ports	250 Bar	Aluminium	2.00	£77.00	€ 87.01
CMA0350-OB-08-OL	8 Station Hydraulic T Type Manifold	3/8" BSP inlet ports, 3/8" BSP Service ports	250 Bar	Aluminium	2.27	£85.00	€ 96.05
CMA0350-OB-09-OL	9 Station Hydraulic T Type Manifold	3/8" BSP inlet ports, 3/8" BSP Service ports	250 Bar	Aluminium	2.54	£106.50	€ 120.35
CMA0360-OC-02-OL	2 Station Hydraulic T Type Manifold	1/2" BSP inlet ports, 1/2" BSP Service ports	250 Bar	Aluminium	1.02	£40.50	€ 45.77
CMA0360-OC-03-OL	3 Station Hydraulic T Type Manifold	1/2" BSP inlet ports, 1/2" BSP Service ports	250 Bar	Aluminium	1.49	£50.50	€ 57.07
CMA0360-OC-04-OL	4 Station Hydraulic T Type Manifold	1/2" BSP inlet ports, 1/2" BSP Service ports	250 Bar	Aluminium	1.96	£66.00	€ 74.58
CMA0360-OC-05-OL	5 Station Hydraulic T Type Manifold	1/2" BSP inlet ports, 1/2" BSP Service ports	250 Bar	Aluminium	2.43	£80.00	€ 90.40
CMA0360-OC-06-OL	6 Station Hydraulic T Type Manifold	1/2" BSP inlet ports, 1/2" BSP Service ports	250 Bar	Aluminium	2.90	£95.50	€ 107.92
CMA0360-OC-07-OL	7 Station Hydraulic T Type Manifold	1/2" BSP inlet ports, 1/2" BSP Service ports	250 Bar	Aluminium	3.37	£111.50	€ 126.00
CMA0360-OC-08-OL	8 Station Hydraulic T Type Manifold	1/2" BSP inlet ports, 1/2" BSP Service ports	250 Bar	Aluminium	3.83	£125.50	€ 141.82

continued on next page

PRODUCT REFERENCE	DESCRIPTION	PORT SIZES	MAX PRESSURE	MATERIAL	WEIGHT	NETT. PRICE	
						£ STERLING	€ EUROS
CMA0370-OD-02-OL	2 Station Hydraulic T Type Manifold	3/4" BSP inlet ports, 3/4" BSP Service ports	250 Bar	Aluminium	1.68	£61.50	€ 69.50
CMA0370-OD-03-OL	3 Station Hydraulic T Type Manifold	3/4" BSP inlet ports, 3/4" BSP Service ports	250 Bar	Aluminium	2.39	£77.00	€ 87.01
CMA0370-OD-04-OL	4 Station Hydraulic T Type Manifold	3/4" BSP inlet ports, 3/4" BSP Service ports	250 Bar	Aluminium	3.09	£93.00	€ 105.09
CMA0370-OD-05-OL	5 Station Hydraulic T Type Manifold	3/4" BSP inlet ports, 3/4" BSP Service ports	250 Bar	Aluminium	3.79	£114.00	€ 128.82
CMA0370-OD-06-OL	6 Station Hydraulic T Type Manifold	3/4" BSP inlet ports, 3/4" BSP Service ports	250 Bar	Aluminium	4.49	£140.00	€ 158.20
CMA0370-OD-07-OL	7 Station Hydraulic T Type Manifold	1" BSP inlet ports, 1" BSP Service ports	250 Bar	Aluminium	5.19	£154.00	€ 174.02
CMA0380-OE-02-OL	2 Station Hydraulic T Type Manifold	1" BSP inlet ports, 1" BSP Service ports	250 Bar	Aluminium	2.61	£92.00	€ 103.96
CMA0380-OE-03-OL	3 Station Hydraulic T Type Manifold	1" BSP inlet ports, 1" BSP Service ports	250 Bar	Aluminium	3.81	£122.50	€ 138.43
CMA0380-OE-04-OL	4 Station Hydraulic T Type Manifold	1" BSP inlet ports, 1" BSP Service ports	250 Bar	Aluminium	5.00	£163.00	€ 184.19
CMA0380-OE-05-OL	5 Station Hydraulic T Type Manifold	1" BSP inlet ports, 1" BSP Service ports	250 Bar	Aluminium	6.20	£204.00	€ 230.52

GALVANIZED STEEL

PRODUCT REFERENCE	DESCRIPTION	PORT SIZES	MAX PRESSURE	MATERIAL	WEIGHT	NETT. PRICE	
						£ STERLING	€ EUROS
CMS0340-OA-02-OL	2 Station Hydraulic T Type Manifold	1/4" BSP inlet ports, 1/4" BSP Service ports	250 Bar	Galvanized Steel	0.37	£44.00	€ 49.72
CMS0340-OA-03-OL	3 Station Hydraulic T Type Manifold	1/4" BSP inlet ports, 1/4" BSP Service ports	250 Bar	Galvanized Steel	0.53	£59.00	€ 66.67
CMS0340-OA-04-OL	4 Station Hydraulic T Type Manifold	1/4" BSP inlet ports, 1/4" BSP Service ports	250 Bar	Galvanized Steel	0.69	£75.00	€ 84.75
CMS0340-OA-05-OL	5 Station Hydraulic T Type Manifold	1/4" BSP inlet ports, 1/4" BSP Service ports	250 Bar	Galvanized Steel	0.84	£95.00	€ 107.35
CMS0340-OA-06-OL	6 Station Hydraulic T Type Manifold	1/4" BSP inlet ports, 1/4" BSP Service ports	250 Bar	Galvanized Steel	1.00	£119.00	€ 134.47
CMS0340-OA-07-OL	7 Station Hydraulic T Type Manifold	1/4" BSP inlet ports, 1/4" BSP Service ports	250 Bar	Galvanized Steel	1.16	£139.00	€ 157.07
CMS0350-OB-02-OL	2 Station Hydraulic T Type Manifold	3/8" BSP inlet ports, 3/8" BSP Service ports	250 Bar	Galvanized Steel	0.65	£65.00	€ 73.45
CMS0350-OB-03-OL	3 Station Hydraulic T Type Manifold	3/8" BSP inlet ports, 3/8" BSP Service ports	250 Bar	Galvanized Steel	0.92	£85.50	€ 96.62
CMS0350-OB-04-OL	4 Station Hydraulic T Type Manifold	3/8" BSP inlet ports, 3/8" BSP Service ports	250 Bar	Galvanized Steel	1.19	£105.50	€ 119.22
CMS0350-OB-05-OL	5 Station Hydraulic T Type Manifold	3/8" BSP inlet ports, 3/8" BSP Service ports	250 Bar	Galvanized Steel	1.46	£131.50	€ 148.60
CMS0350-OB-06-OL	6 Station Hydraulic T Type Manifold	3/8" BSP inlet ports, 3/8" BSP Service ports	250 Bar	Galvanized Steel	1.73	£154.00	€ 174.02
CMS0350-OB-07-OL	7 Station Hydraulic T Type Manifold	3/8" BSP inlet ports, 3/8" BSP Service ports	250 Bar	Galvanized Steel	2.00	£177.00	€ 200.01
CMS0350-OB-08-OL	8 Station Hydraulic T Type Manifold	3/8" BSP inlet ports, 3/8" BSP Service ports	250 Bar	Galvanized Steel	2.27	£202.50	€ 228.83
CMS0350-OB-09-OL	9 Station Hydraulic T Type Manifold	3/8" BSP inlet ports, 3/8" BSP Service ports	250 Bar	Galvanized Steel	2.54	£225.50	€ 254.82
CMS0360-OC-02-OL	2 Station Hydraulic T Type Manifold	1/2" BSP inlet ports, 1/2" BSP Service ports	250 Bar	Galvanized Steel	1.02	£85.50	€ 96.62
CMS0360-OC-03-OL	3 Station Hydraulic T Type Manifold	1/2" BSP inlet ports, 1/2" BSP Service ports	250 Bar	Galvanized Steel	1.49	£125.50	€ 141.82
CMS0360-OC-04-OL	4 Station Hydraulic T Type Manifold	1/2" BSP inlet ports, 1/2" BSP Service ports	250 Bar	Galvanized Steel	1.96	£168.50	€ 190.41
CMS0360-OC-05-OL	5 Station Hydraulic T Type Manifold	1/2" BSP inlet ports, 1/2" BSP Service ports	250 Bar	Galvanized Steel	2.43	£211.00	€ 238.43
CMS0360-OC-06-OL	6 Station Hydraulic T Type Manifold	1/2" BSP inlet ports, 1/2" BSP Service ports	250 Bar	Galvanized Steel	2.90	£251.00	€ 283.63
CMS0360-OC-07-OL	7 Station Hydraulic T Type Manifold	1/2" BSP inlet ports, 1/2" BSP Service ports	250 Bar	Galvanized Steel	3.37	£291.00	€ 328.83
CMS0360-OC-08-OL	8 Station Hydraulic T Type Manifold	1/2" BSP inlet ports, 1/2" BSP Service ports	250 Bar	Galvanized Steel	3.83	£336.50	€ 380.25

continued on next page

PRODUCT REFERENCE	DESCRIPTION	PORT SIZES	MAX PRESSURE	MATERIAL	WEIGHT	NETT. PRICE	
						£ STERLING	€ EUROS
CMS0370-OD-02-OL	2 Station Hydraulic T Type Manifold	3/4" BSP inlet ports, 3/4" BSP Service ports	250 Bar	Galvanized Steel	1.68	£125.50	€ 141.82
CMS0370-OD-03-OL	3 Station Hydraulic T Type Manifold	3/4" BSP inlet ports, 3/4" BSP Service ports	250 Bar	Galvanized Steel	2.39	£174.00	€ 196.62
CMS0370-OD-04-OL	4 Station Hydraulic T Type Manifold	3/4" BSP inlet ports, 3/4" BSP Service ports	250 Bar	Galvanized Steel	3.09	£242.50	€ 274.03
CMS0370-OD-05-OL	5 Station Hydraulic T Type Manifold	3/4" BSP inlet ports, 3/4" BSP Service ports	250 Bar	Galvanized Steel	3.79	£302.50	€ 341.83
CMS0370-OD-06-OL	6 Station Hydraulic T Type Manifold	3/4" BSP inlet ports, 3/4" BSP Service ports	250 Bar	Galvanized Steel	4.49	£356.50	€ 402.85
CMS0370-OD-07-OL	7 Station Hydraulic T Type Manifold	1" BSP inlet ports, 1" BSP Service ports	250 Bar	Galvanized Steel	5.19	£413.50	€ 467.26
CMS0380-OE-02-OL	2 Station Hydraulic T Type Manifold	1" BSP inlet ports, 1" BSP Service ports	250 Bar	Galvanized Steel	2.61	£185.50	€ 209.62
CMS0380-OE-03-OL	3 Station Hydraulic T Type Manifold	1" BSP inlet ports, 1" BSP Service ports	250 Bar	Galvanized Steel	3.81	£274.00	€ 309.62
CMS0380-OE-04-OL	4 Station Hydraulic T Type Manifold	1" BSP inlet ports, 1" BSP Service ports	250 Bar	Galvanized Steel	5.00	£362.00	€ 409.06
CMS0380-OE-05-OL	5 Station Hydraulic T Type Manifold	1" BSP inlet ports, 1" BSP Service ports	250 Bar	Galvanized Steel	6.20	£450.50	€ 509.07

Benefits of Stainless Steel Products

Stainless Steel products are used largely due to their ability to cope with harsh environments. The units offer the highest standards of performance and durability. Applications to date are in the nuclear, marine, offshore, food, chemical and pharmaceutical industries where high performance in remote and corrosive environments is required.

- **Corrosion Resistance:** Lower alloyed grades resist corrosion in atmospheric and pure water environments, while high-alloyed grades can resist corrosion in most acid, alkaline solutions and chlorine bearing environments; properties which utilized in process plants.
- **Fire and Heat Resistance:** Special high chromium and nickel-alloyed grades resist scalding and retain strength at high temperatures.
- **Hygiene:** The easy cleaning ability of stainless makes it the first choice for strict hygiene conditions, such as hospitals, kitchens and food processing plants.
- **Ease of Fabrication:** Modern steel-making techniques mean that stainless can be cut, welded, formed, machined and fabricated as readily as traditional steels.
- **Aesthetic Appearance:** The bright, easily maintained surface of stainless steel provides a modern attractive appearance.
- **Long Term Value:** When the total life cycle costs are considered, stainless is often the least expensive material option. Stainless steel rarely rusts.

STAINLESS STEEL

PRODUCT REFERENCE	DESCRIPTION	PORT SIZES	MAX PRESSURE	MATERIAL	WEIGHT	NETT. PRICE	
						£ STERLING	€ EUROS
CMX0340-OA-02-OL	2 Station Hydraulic T Type Manifold	1/4" BSP inlet ports, 1/4" BSP Service ports	250 Bar	Stainless Steel	0.37	£POA	€ POA
CMX0340-OA-03-OL	3 Station Hydraulic T Type Manifold	1/4" BSP inlet ports, 1/4" BSP Service ports	250 Bar	Stainless Steel	0.53	£POA	€ POA
CMX0340-OA-04-OL	4 Station Hydraulic T Type Manifold	1/4" BSP inlet ports, 1/4" BSP Service ports	250 Bar	Stainless Steel	0.69	£POA	€ POA
CMX0340-OA-05-OL	5 Station Hydraulic T Type Manifold	1/4" BSP inlet ports, 1/4" BSP Service ports	250 Bar	Stainless Steel	0.84	£POA	€ POA
CMX0340-OA-06-OL	6 Station Hydraulic T Type Manifold	1/4" BSP inlet ports, 1/4" BSP Service ports	250 Bar	Stainless Steel	1.00	£POA	€ POA
CMX0340-OA-07-OL	7 Station Hydraulic T Type Manifold	1/4" BSP inlet ports, 1/4" BSP Service ports	250 Bar	Stainless Steel	1.16	£POA	€ POA
CMX0350-OB-02-OL	2 Station Hydraulic T Type Manifold	3/8" BSP inlet ports, 3/8" BSP Service ports	250 Bar	Stainless Steel	0.65	£POA	€ POA
CMX0350-OB-03-OL	3 Station Hydraulic T Type Manifold	3/8" BSP inlet ports, 3/8" BSP Service ports	250 Bar	Stainless Steel	0.92	£POA	€ POA
CMX0350-OB-04-OL	4 Station Hydraulic T Type Manifold	3/8" BSP inlet ports, 3/8" BSP Service ports	250 Bar	Stainless Steel	1.19	£POA	€ POA
CMX0350-OB-05-OL	5 Station Hydraulic T Type Manifold	3/8" BSP inlet ports, 3/8" BSP Service ports	250 Bar	Stainless Steel	1.46	£POA	€ POA
CMX0350-OB-06-OL	6 Station Hydraulic T Type Manifold	3/8" BSP inlet ports, 3/8" BSP Service ports	250 Bar	Stainless Steel	1.73	£POA	€ POA
CMX0350-OB-07-OL	7 Station Hydraulic T Type Manifold	3/8" BSP inlet ports, 3/8" BSP Service ports	250 Bar	Stainless Steel	2.00	£POA	€ POA
CMX0350-OB-08-OL	8 Station Hydraulic T Type Manifold	3/8" BSP inlet ports, 3/8" BSP Service ports	250 Bar	Stainless Steel	2.27	£POA	€ POA
CMX0350-OB-09-OL	9 Station Hydraulic T Type Manifold	3/8" BSP inlet ports, 3/8" BSP Service ports	250 Bar	Stainless Steel	2.54	£POA	€ POA

PRODUCT REFERENCE	DESCRIPTION	PORT SIZES	MAX PRESSURE	MATERIAL	WEIGHT	NETT. PRICE	
CMX0360-OC-02-OL	2 Station Hydraulic T Type Manifold	1/2" BSP inlet ports, 1/2" BSP Service ports	250 Bar	Stainless Steel	1.02	£POA	€ POA
CMX0360-OC-03-OL	3 Station Hydraulic T Type Manifold	1/2" BSP inlet ports, 1/2" BSP Service ports	250 Bar	Stainless Steel	1.49	£POA	€ POA
CMX0360-OC-04-OL	4 Station Hydraulic T Type Manifold	1/2" BSP inlet ports, 1/2" BSP Service ports	250 Bar	Stainless Steel	1.96	£POA	€ POA
CMX0360-OC-05-OL	5 Station Hydraulic T Type Manifold	1/2" BSP inlet ports, 1/2" BSP Service ports	250 Bar	Stainless Steel	2.43	£POA	€ POA
CMX0360-OC-06-OL	6 Station Hydraulic T Type Manifold	1/2" BSP inlet ports, 1/2" BSP Service ports	250 Bar	Stainless Steel	2.90	£POA	€ POA
CMX0360-OC-07-OL	7 Station Hydraulic T Type Manifold	1/2" BSP inlet ports, 1/2" BSP Service ports	250 Bar	Stainless Steel	3.37	£POA	€ POA
CMX0360-OC-08-OL	8 Station Hydraulic T Type Manifold	1/2" BSP inlet ports, 1/2" BSP Service ports	250 Bar	Stainless Steel	3.83	£POA	€ POA
Separator							
CMX0370-OD-02-OL	2 Station Hydraulic T Type Manifold	3/4" BSP inlet ports, 3/4" BSP Service ports	250 Bar	Stainless Steel	1.68	£POA	€ POA
CMX0370-OD-03-OL	3 Station Hydraulic T Type Manifold	3/4" BSP inlet ports, 3/4" BSP Service ports	250 Bar	Stainless Steel	2.39	£POA	€ POA
CMX0370-OD-04-OL	4 Station Hydraulic T Type Manifold	3/4" BSP inlet ports, 3/4" BSP Service ports	250 Bar	Stainless Steel	3.09	£POA	€ POA
CMX0370-OD-05-OL	5 Station Hydraulic T Type Manifold	3/4" BSP inlet ports, 3/4" BSP Service ports	250 Bar	Stainless Steel	3.79	£POA	€ POA
CMX0370-OD-06-OL	6 Station Hydraulic T Type Manifold	3/4" BSP inlet ports, 3/4" BSP Service ports	250 Bar	Stainless Steel	4.49	£POA	€ POA
CMX0370-OD-07-OL	7 Station Hydraulic T Type Manifold	1" BSP inlet ports, 1" BSP Service ports	250 Bar	Stainless Steel	5.19	£POA	€ POA
Separator							
CMX0380-OE-02-OL	2 Station Hydraulic T Type Manifold	1" BSP inlet ports, 1" BSP Service ports	250 Bar	Stainless Steel	2.61	£POA	€ POA
CMX0380-OE-03-OL	3 Station Hydraulic T Type Manifold	1" BSP inlet ports, 1" BSP Service ports	250 Bar	Stainless Steel	3.81	£POA	€ POA
CMX0380-OE-04-OL	4 Station Hydraulic T Type Manifold	1" BSP inlet ports, 1" BSP Service ports	250 Bar	Stainless Steel	5.00	£POA	€ POA
CMX0380-OE-05-OL	5 Station Hydraulic T Type Manifold	1" BSP inlet ports, 1" BSP Service ports	250 Bar	Stainless Steel	6.20	£POA	€ POA

FLOWFIT®



UK DISTRIBUTORS!!



Flowfit have a huge stock quantity of Hydraulic Filter elements available. With the help of our very own hydraulic cross reference catalogue we can matchup any replacement elements!



Call us on 01584 876033 for more information on our replacement elements or to get your replacement element catalogue now!

www.flowfitonline.com

POWER PACKS AND POWER UNITS

PRODUCT	PAGE
FLOWFIT 12VDC SINGLE ACTING HYDRAULIC POWER PACKS	134
FLOWFIT 12VDC DOUBLE ACTING, NG6 (CETOP 3) SOLENOID VALVE POWER PACKS	136
FLOWFIT 12VDC DOUBLE ACTING, DOUBLE NG6 (CETOP 3) SOLENOID VALVE POWER PACKS	138
FLOWFIT 24VDC SINGLE ACTING HYDRAULIC POWER PACKS	140
FLOWFIT 24VDC DOUBLE ACTING, NG6 (CETOP 3) SOLENOID VALVE POWER PACKS	142
FLOWFIT 24VDC DOUBLE ACTING, DOUBLE NG6 (CETOP 3) SOLENOID VALVE POWER PACKS	144
ACCESSORIES	146
FLOWFIT MOBILE ENGINE DRIVEN HYDRAULIC POWER UNITS ON WHEELS	150



**FROM ONLY
£240.82
+VAT**



**FROM ONLY
£299.02
+VAT**



**FROM ONLY
£88.87
+VAT**



QUALITY PRODUCTS



FREE ADVICE



FLOWFIT 12VDC SINGLE ACTING HYDRAULIC POWER PACKS

www.flowfitonline.com
TECH. DATA SHEET
PPPU1



The Flowfit 12VDC Single Acting power pack is ideal for use in the following applications:

- Tail Lift
- Trailer/Tipper
- Hand operated lift stacker
- Scissor Lift Platform
- Aerial Platform


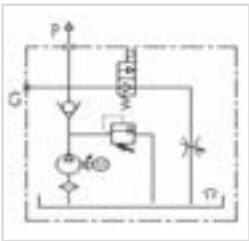
The Flowfit 12VDC Single Acting power pack is a compact and quiet unit, able to deliver a flow rate of up to 5 litres a minute at 160 bar. The compact design includes a lowering solenoid valve, relief valve and flow controller mounted within the housing and comes complete with a detachable pre-wired 2 button pendant and 4.5 litre plastic tank as standard.

Options available include an 8.0 litre plastic tank for increased capacity on larger systems and a wireless remote, operated by key fob.

The Flowfit 12VDC Single Acting power pack will require a high capacity battery and a suitable in-line fuse for normal operation.

The motor is designed for intermittent use (S3) which is defined as a sequence of identical cycles of 10 minute duration. The cycle comprises a period of on-load (td) operation in which the motor may reach its maximum permitted temperature, followed by an off-load period (tm) of time, insufficient for the motor to return to ambient temperature.

The value of S3 on this motor equates to 7% or 42 seconds of on-load operation in a ten minute period.



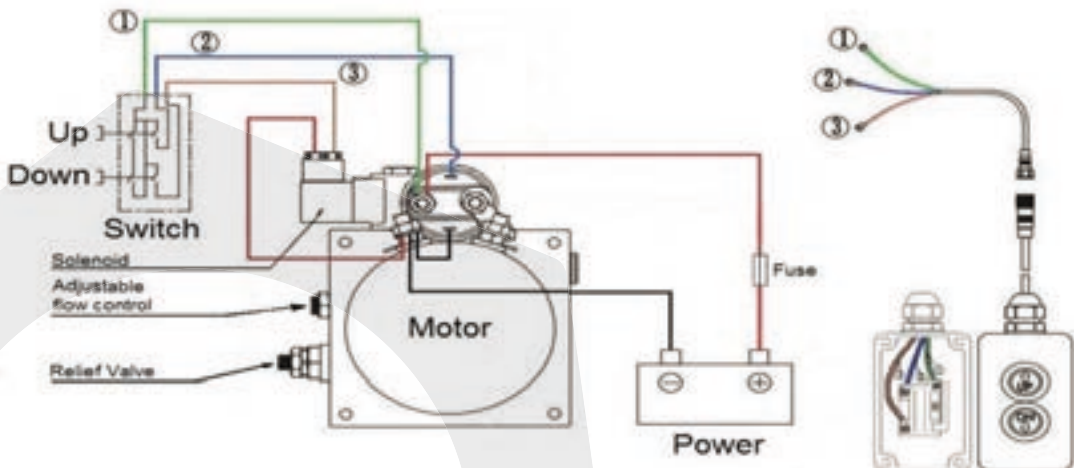
Flowfit 12VDC Single Acting Hydraulic Powerunit

POWERUNIT PACKAGE to operate a single acting cylinder on any trailer or tipper application, or any single acting application complete with detachable two button pendant.

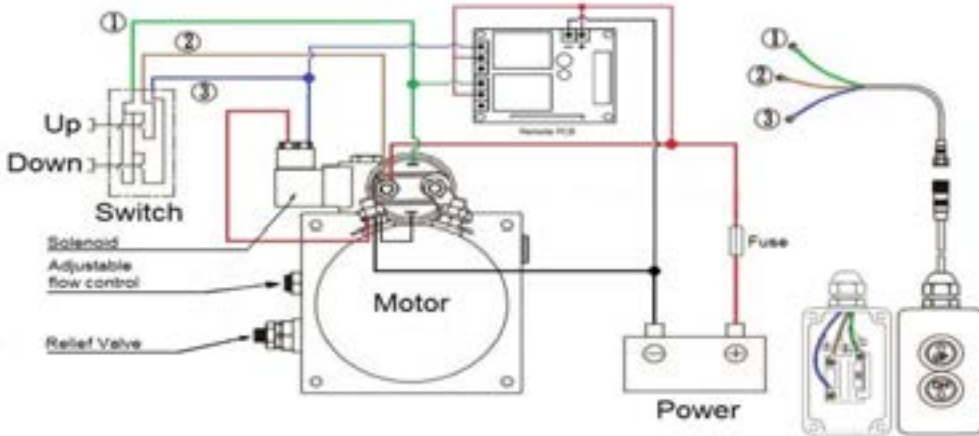
- 12VDC powerunit.
- 2.1cc/rev gear pump.
- 1.6kw 12VDC electric motor c/w relay and plastic motor cover. 4.5 Litre or 8.0 Litre reservoir c/w drain plug.
- Powerpack complete with suction strainer, return oil conveyor and filler breather.
- Horizontal mounting.
- Max pressure 200 bar.
- Relief valve set at 160 bar but adjustable from 40-200 bar as standard.
- Max flow 5 l/min.
- Adjustable flow control for cylinder decent control.
- 12VDC let down valve, relief and P line check.
- Port size 3/8" BSP.
- 2 Button detachable pendant on a 4 metre lead.
- Suitable for all single acting applications.

WITH MANY ADDED FEATURES SUCH AS FLOW CONTROL ON CYLINDER DECENT, DETACHABLE PENDANTS FOR ADDED SECURITY, REMOVEABLE PLASTIC MOTOR COVER AND A VARIATION ON WHICH RELIEF VALVE SPRING IS FITTED YOU ARE GETTING AN EXCEPTIONALLY GOOD QUALITY PRODUCT AT A VERY COMPETITIVE PRICE.

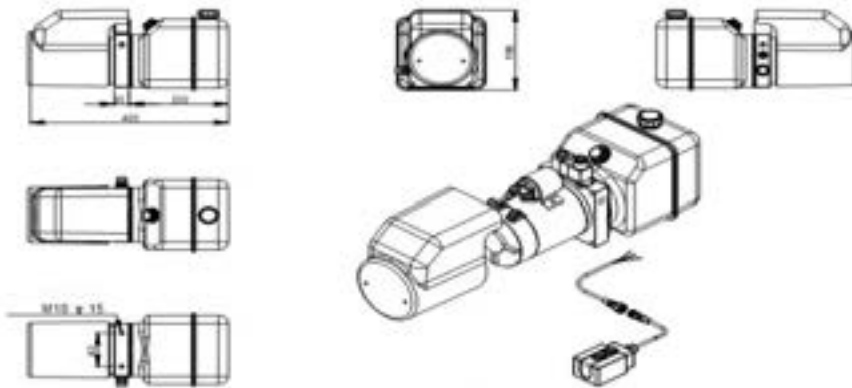
SINGLE ACTING WIRING DIAGRAM



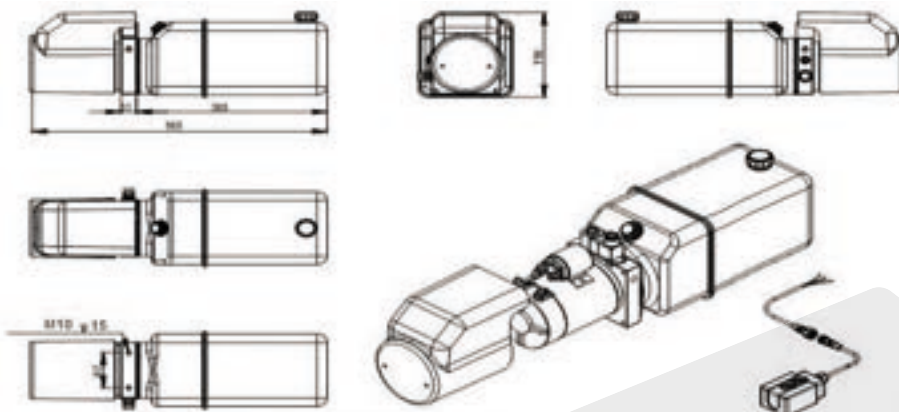
SINGLE ACTING (WITH REMOTE) WIRING DIAGRAM



4.5 LITRE POWER PACK DIMENSIONS



8.0 LITRE POWER PACK DIMENSIONS



PRODUCT REFERENCE	DESCRIPTION	NETT. PRICE	
		£ STERLING	€ EUROS
ZZ003468	Flowfit 12VDC single acting hydraulic powerpack, 4.5 litre reservoir c/w 2 button pendant. 5 l/min @ 160bar.	£150.00	€ 169.50
ZZ003834	Flowfit 12VDC single acting hydraulic powerpack, 8.0 litre reservoir c/w 2 button pendant. 5 l/min @ 160bar.	£180.00	€ 203.40
ZZ010636	Flowfit 12VDC single acting hydraulic powerpack, 11 litre reservoir c/w 2 button pendant. 5 l/min @ 160bar.	£192.00	€ 216.96
ZZ010637	Flowfit 12VDC single acting hydraulic powerpack, 13 litre reservoir c/w 2 button pendant. 5 l/min @ 160bar.	£200.00	€ 226.00


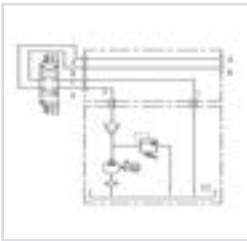
FLOWFIT 12VDC DOUBLE ACTING, NG6 (CETOP 3) SOLENOID VALVE POWER PACKS

www.flowfitonline.com
TECH. DATA SHEET
PPPU2



The Flowfit 12VDC Double Acting power pack is ideal for use in the following applications:

- Tail Lift
- Hoists/Winches
- Trailer/Tipper
- Compactors
- Hand operated lift stacker
- Parking Systems/Barriers
- Scissor Lift Platform
- Security Gates
- Aerial Platform
- Dock Leveler



The Flowfit 12VDC Double Acting power pack is a compact and quiet unit, able to deliver a flow rate of up to 5 litres a minute at 160 bar. The compact design includes a CETOP 3 double acting solenoid valve, relief valve and flow controller mounted within the housing and comes complete with a detachable pre-wired 2 button pendant and 4.5 litre plastic tank as standard.

Options available include an 8.0 litre plastic tank for increased capacity on larger systems.

The Flowfit 12VDC Double Acting power pack will require a high capacity battery and a suitable in-line fuse for normal operation.

The motor is designed for intermittent use (S3) which is defined as a sequence of identical cycles of 10 minute duration. The cycle comprises a period of on-load (td) operation in which the motor may reach its maximum permitted temperature, followed by an off-load period (tm) of time, insufficient for the motor to return to ambient temperature. The value of S3 on this motor equates to 7% or 42 seconds of on-load operation in a ten minute period.



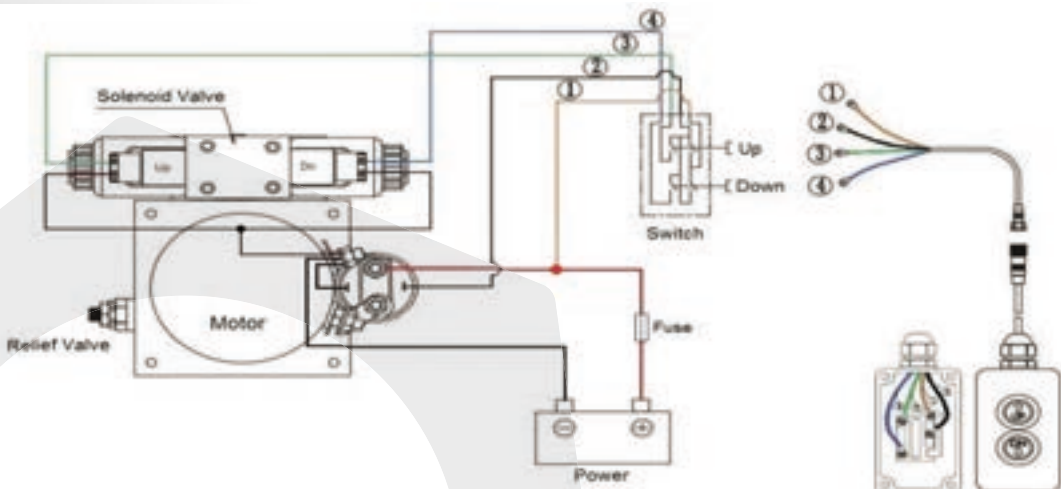
Flowfit 12VDC Double Acting NG6 Solenoid Valve Hydraulic Powerunit

POWERUNIT PACKAGE to operate a double acting cylinder on a variety of applications, complete with detachable two button pendant.

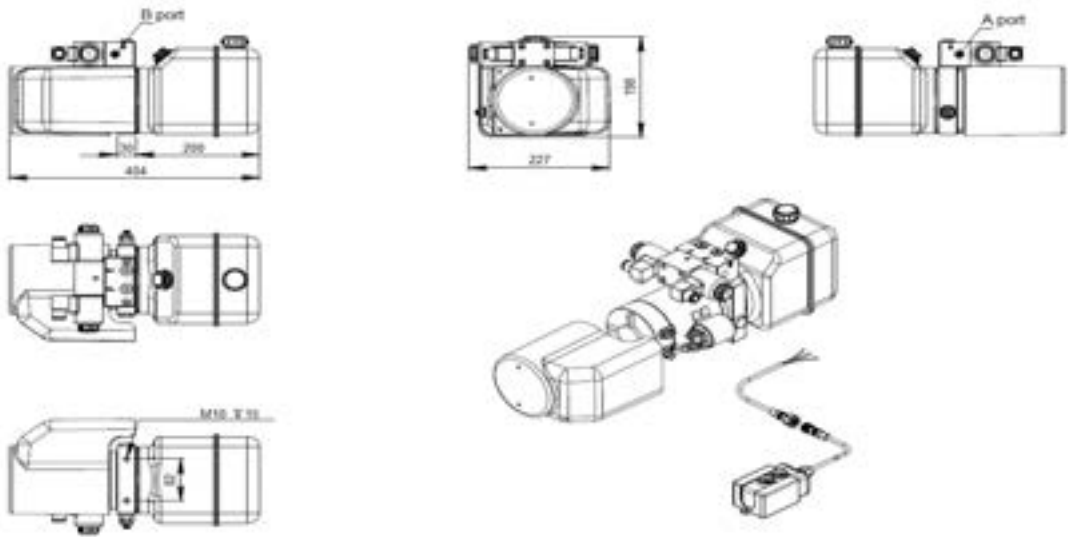
- 12VDC powerunit.
- 2.1cc/rev gear pump.
- 1.6kw 12VDC electric motor c/w relay and plastic motor cover.
- 4.5 Litre or 8.0 Litre reservoir c/w drain plug.
- Powerpack complete with suction strainer, return oil conveyor and filler breather.
- Horizontal mounting.
- Max pressure 200 bar.
- Relief valve set at 160 bar but adjustable from 40-200 bar as standard.
- Max flow 5 l/min.
- Relief valve and P line check.
- Port size 3/8" BSP.
- 2 Button detachable pendant on a 4 metre lead.
- Suitable for all double acting applications.

WITH MANY ADDED FEATURES SUCH AS DETACHABLE PENDANTS FOR ADDED SECURITY, REMOVEABLE PLASTIC MOTOR COVER AND A VARIATION ON WHICH RELIEF VALVE SPRING IS FITTED YOUR ARE GETTING AN EXCEPTIONALLY GOOD QUALITY PRODUCT AT A VERY COMPETITIVE PRICE.

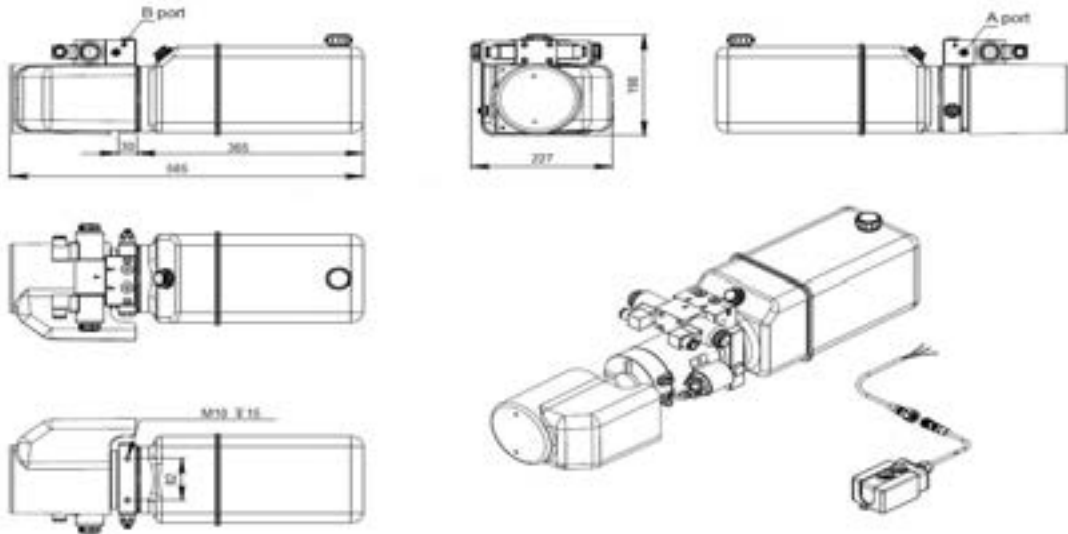
DOUBLE ACTING, NG6 SOLENOID VALVE WIRING DIAGRAM



4.5 LITRE POWER PACK DIMENSIONS


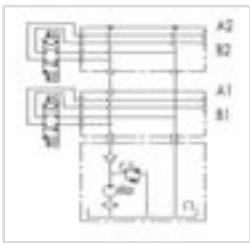


8.0 LITRE POWER PACK DIMENSIONS



PRODUCT REFERENCE	DESCRIPTION	NETT. PRICE	
		£ STERLING	€ EUROS
ZZ004232	Flowfit 12VDC double acting, single solenoid hydraulic powerpack, 4.5 litre reservoir c/w 2 button pendant. 5 l/min @ 160bar.	£240.00	€ 271.20
ZZ004233	Flowfit 12VDC double acting, single solenoid hydraulic powerpack, 8.0 litre reservoir c/w 2 button pendant. 5 l/min @ 160bar.	£254.00	€ 287.02
ZZ010638	Flowfit 12VDC double acting, single solenoid hydraulic powerpack, 11 litre reservoir c/w 2 button pendant. 5 l/min @ 160bar.	£267.00	€ 301.71
ZZ010639	Flowfit 12VDC double acting, single solenoid hydraulic powerpack, 13 litre reservoir c/w 2 button pendant. 5 l/min @ 160bar.	£274.00	€ 309.62

FLOWFIT 12VDC DOUBLE ACTING, DOUBLE NG6 (CETOP 3) SOLENOID VALVE POWER PACKS



The Flowfit 12VDC Double Acting Double CETOP power pack is ideal for use in the following applications:

- Tail Lift/Extender
- Hoists/Winches
- Trailer/Tipper
- Compactors
- Hand operated lift stacker
- Parking Systems/Barriers
- Scissor Lift Platform
- Security Gates
- Aerial Platform
- Dock Leveler

www.flowfitonline.com
TECH. DATA SHEET
PPU3

The Flowfit 12VDC Double Acting Double CETOP power pack is a compact and quiet unit, able to deliver a flow rate of up to 5 litres a minute at 160 bar. The compact design includes two CETOP 3 double acting solenoid valves operating two separate circuits, a relief valve and a flow controller mounted within the housing and comes complete with a detachable pre-wired 4 button pendant and 4.5 litre plastic tank as standard.

Options available include an 8.0 litre plastic tank for increased capacity on larger systems.

The Flowfit 12VDC Double Acting power pack will require a high capacity battery and a suitable in-line fuse for normal operation.

The motor is designed for intermittent use (S3) which is defined as a sequence of identical cycles of 10 minute duration. The cycle comprises a period of on-load (td) operation in which the motor may reach its maximum permitted temperature, followed by an off-load period (tm) of time, insufficient for the motor to return to ambient temperature. The value of S3 on this motor equates to 7% or 42 seconds of on-load operation in a ten minute period.



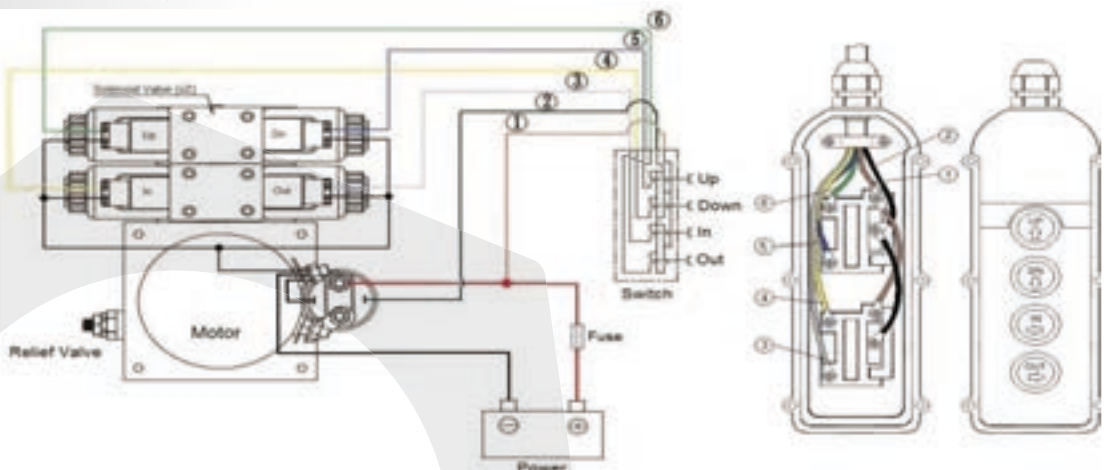
Flowfit 12VDC Double Acting, Double NG6 Solenoid Valve Hydraulic Powerunit

POWERUNIT PACKAGE to operate two double acting cylinders independantly on a variety of applications, complete with four button pendant.

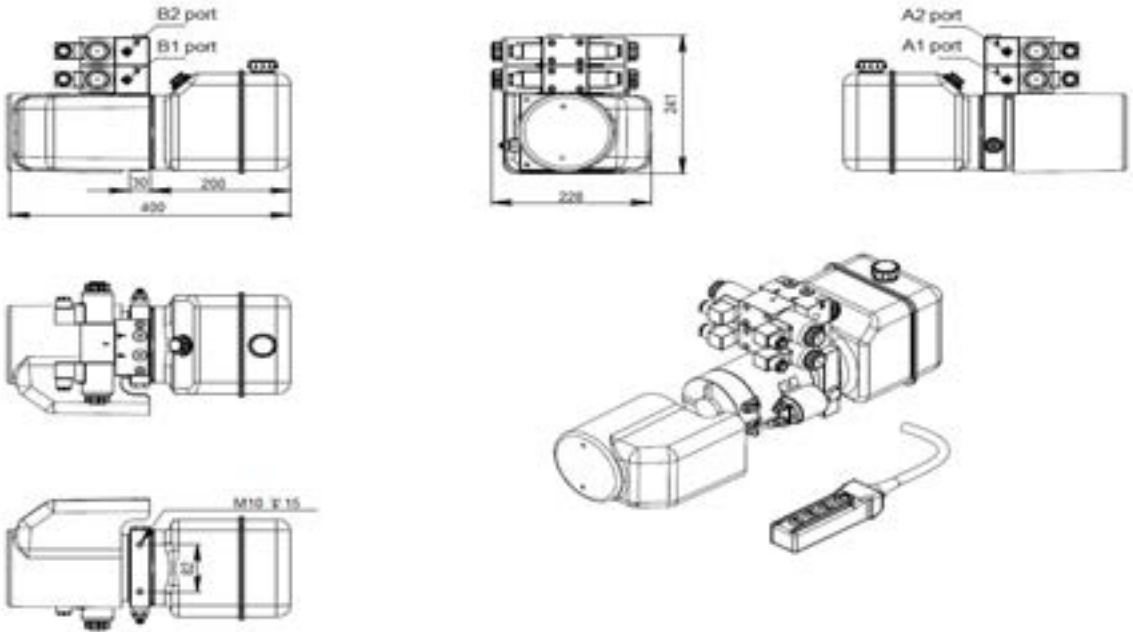
- 12VDC powerunit.
- 2.1cc/rev gear pump.
- 1.6kw 12VDC electric motor c/w relay and plastic motor cover.
- 4.5 Litre or 8.0 Litre reservoir c/w drain plug.
- Powerpack complete with suction strainer, return oil conveyor and filler breather.
- Horizontal mounting.
- Max pressure 200 bar.
- Relief valve set at 160 bar but adjustable from 40-200 bar as standard.
- Max flow 5 l/min.
- Relief valve and P line check.
- Port size 3/8" BSP.
- 4 Button pendant on a 4 metre lead.
- Suitable for all double acting applications.

WITH MANY ADDED FEATURES SUCH AS REMOVEABLE PLASTIC MOTOR COVER AND A VARIATION ON WHICH RELIEF VALVE SPRING IS FITTED YOUR ARE GETTING AN EXCEPTIONALLY GOOD QUALITY PRODUCT AT A VERY COMPETITIVE PRICE

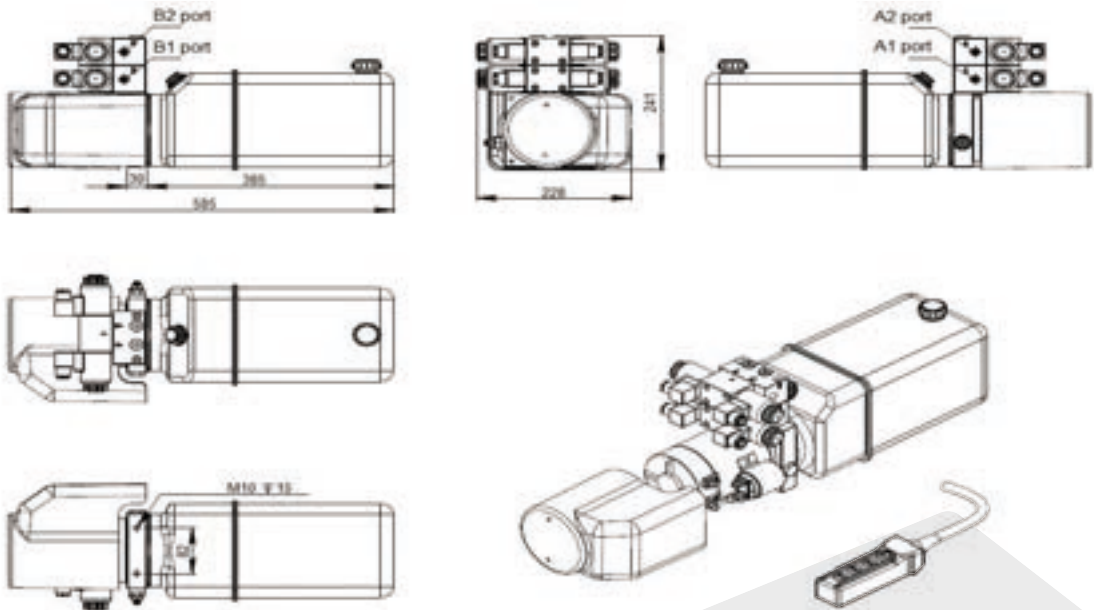
DOUBLE ACTING, DOUBLE NG6 SOLENOID VALVE WIRING DIAGRAM



4.5 LITRE POWER PACK DIMENSIONS




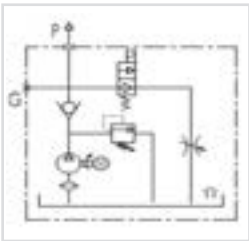
8.0 LITRE POWER PACK DIMENSIONS



PRODUCT REFERENCE	DESCRIPTION	NETT. PRICE	
		£ STERLING	€ EUROS
ZZ004234	Flowfit 12VDC double acting, double solenoid hydraulic powerpack, 4.5 litre reservoir c/w 4 button pendant. 5 l/min @ 160bar.	£299.00	€ 337.87
ZZ004235	Flowfit 12VDC double acting, double solenoid hydraulic powerpack, 8.0 litre reservoir c/w 4 button pendant. 5 l/min @ 160bar.	£312.00	€ 352.56
ZZ010640	Flowfit 12VDC double acting, double solenoid hydraulic powerpack, 11 litre reservoir c/w 4 button pendant. 5 l/min @ 160bar.	£325.00	€ 367.25
ZZ010641	Flowfit 12VDC double acting, double solenoid hydraulic powerpack, 13 litre reservoir c/w 4 button pendant. 5 l/min @ 160bar.	£332.00	€ 375.16

FLOWFIT 24VDC SINGLE ACTING HYDRAULIC POWER PACKS

www.flowfitonline.com
TECH. DATA SHEET
PPPU4



The Flowfit 24VDC Single Acting power pack is ideal for use in the following applications:

- Tail Lift
- Trailer/Tipper
- Hand operated lift stacker
- Scissor Lift Platform
- Aerial Platform

The Flowfit 12VDC Single Acting power pack is a compact and quiet unit, able to deliver a flow rate of up to 5 litres a minute at 160 bar. The compact design includes a lowering solenoid valve, relief valve and flow controller mounted within the housing and comes complete with a detachable pre-wired 2 button pendant and 4.5 litre plastic tank as standard.

Options available include an 8.0 litre plastic tank for increased capacity on larger systems and a wireless remote, operated by key fob.

The Flowfit 24VDC Single Acting power pack will require a high capacity battery and a suitable in-line fuse for normal operation.

The motor is designed for intermittent use (S3) which is defined as a sequence of identical cycles of 10 minute duration. The cycle comprises a period of on-load (td) operation in which the motor may reach its maximum permitted temperature, followed by an off-load period (tm) of time, insufficient for the motor to return to ambient temperature.

The value of S3 on this motor equates to 7% or 42 seconds of on-load operation in a ten minute period.

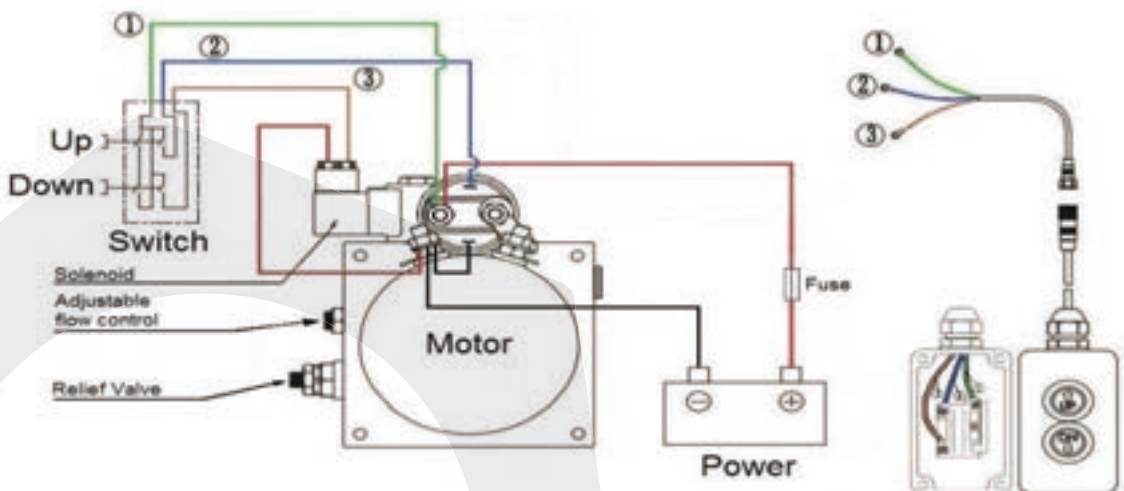
Flowfit 24VDC Single Acting Tipper Hydraulic Powerunit

POWERUNIT PACKAGE to operate a single acting cylinder on any trailer or tipper application, or any single acting application complete with detachable two button pendant.

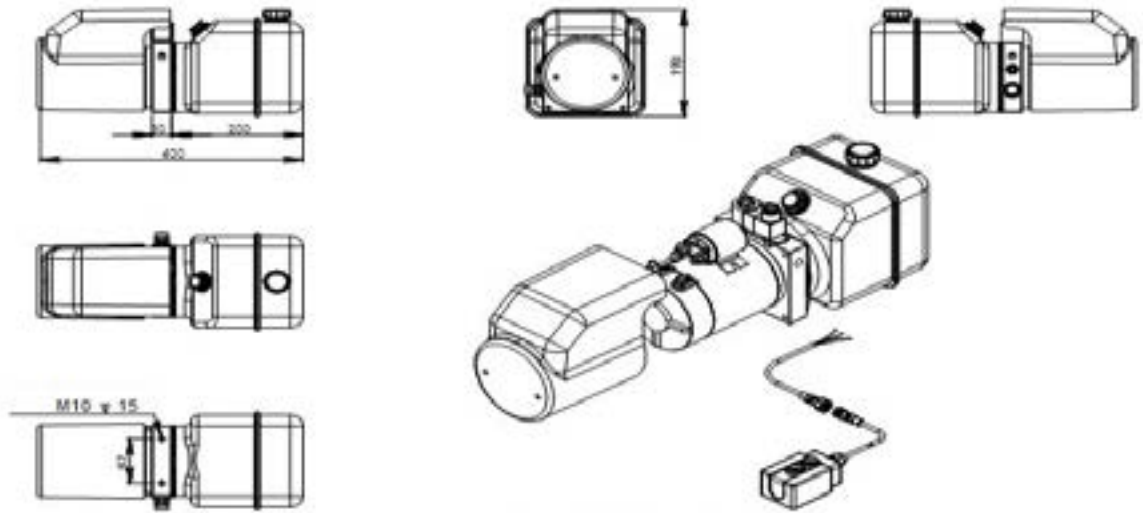
- 24VDC powerunit.
- 2.1cc/rev gear pump.
- 1.6kw 24VDC electric motor c/w relay and plastic motor cover.
- 4.5 Litre or 8.0 Litre reservoir c/w drain plug.
- Powerpack complete with suction strainer, return oil conveyor and filler breather.
- Horizontal mounting.
- Max pressure 200 bar.
- Relief valve set at 160 bar but adjustable from 40-200 bar as standard.
- Max flow 5 l/min.
- Adjustable flow control for cylinder decent control.
- 24VDC let down valve, relief and P line check.
- Port size 3/8" BSP.
- 2 Button detachable pendant on a 4 metre lead.
- Suitable for all single acting applications.

WITH MANY ADDED FEATURES SUCH AS FLOW CONTROL ON CYLINDER DECENT, DETACHABLE PENDANTS FOR ADDED SECURITY, REMOVEABLE PLASTIC MOTOR COVER AND A VARIATION ON WHICH RELIEF VALVE SPRING IS FITTED YOUR ARE GETTING AN EXCEPTIONALLY GOOD QUALITY PRODUCT AT A VERY COMPETITIVE PRICE.

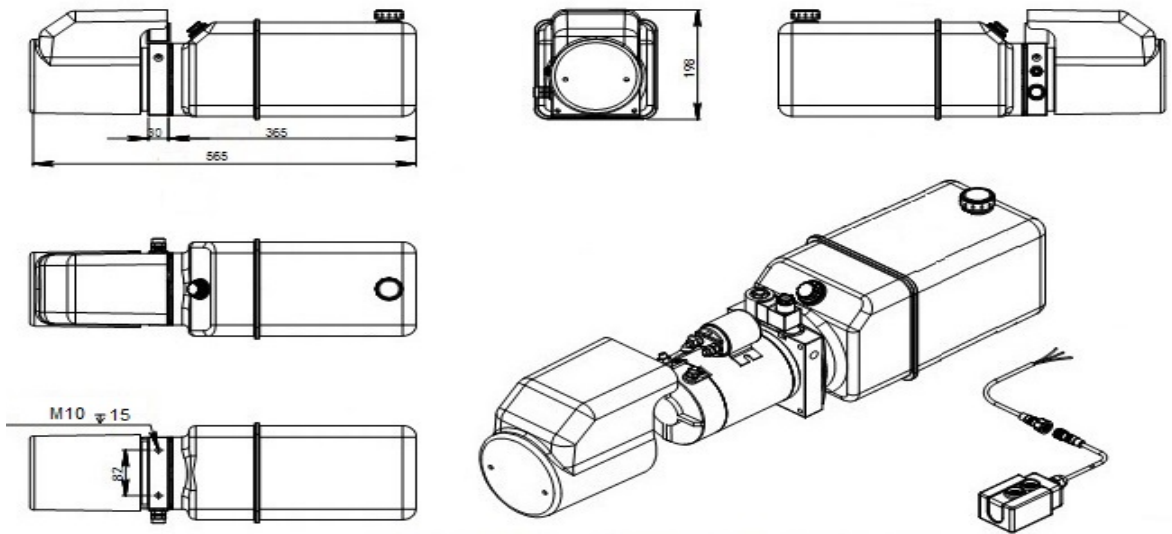
SINGLE ACTING WIRING DIAGRAM



4.5 LITRE POWER PACK DIMENSIONS



8.0 LITRE POWER PACK DIMENSIONS



PRODUCT REFERENCE	DESCRIPTION	NETT. PRICE	
		£ STERLING	€ EUROS
ZZ003820	Flowfit 24VDC single acting hydraulic powerpack, 4.5 litre reservoir c/w 2 button pendant. 5 l/min @ 160bar.	£150.00	€ 169.50
ZZ003835	Flowfit 24VDC single acting hydraulic powerpack, 8.0 litre reservoir c/w 2 button pendant. 5 l/min @ 160bar.	£187.00	€ 211.31
ZZ010642	Flowfit 24VDC single acting hydraulic powerpack, 11 litre reservoir c/w 2 button pendant. 5 l/min @ 160bar.	£199.00	€ 224.87
ZZ010643	Flowfit 24VDC single acting hydraulic powerpack, 13 litre reservoir c/w 2 button pendant. 5 l/min @ 160bar.	£206.00	€ 232.78


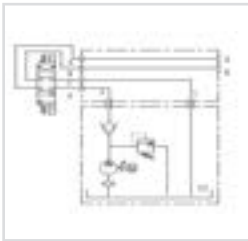
FLOWFIT 24VDC DOUBLE ACTING, NG6 (CETOP 3) SOLENOID VALVE POWER PACKS

www.flowfitonline.com
TECH. DATA SHEET
PPPU5



The Flowfit 24VDC Double Acting power pack is ideal for use in the following applications:

- Tail Lift
- Hoists/Winch
- Trailer/Tipper
- Compactors
- Hand operated lift stacker
- Parking Systems/Barriers
- Scissor Lift Platform
- Security Gates
- Aerial Platform
- Dock Leveler



The Flowfit 24VDC Double Acting power pack is a compact and quiet unit, able to deliver a flow rate of up to 5 litres a minute at 160 bar. The compact design includes a CETOP 3 double acting solenoid valve, relief valve and flow controller mounted within the housing and comes complete with a detachable pre-wired 2 button pendant and 4.5 litre plastic tank as standard.

Options available include an 8.0 litre plastic tank for increased capacity on larger systems.

The Flowfit 24VDC Double Acting power pack will require a high capacity battery and a suitable in-line fuse for normal operation.

The motor is designed for intermittent use (S3) which is defined as a sequence of identical cycles of 10 minute duration. The cycle comprises a period of on-load (td) operation in which the motor may reach its maximum permitted temperature, followed by an off-load period (tm) of time, insufficient for the motor to return to ambient temperature. The value of S3 on this motor equates to 7% or 42 seconds of on-load operation in a ten minute period.



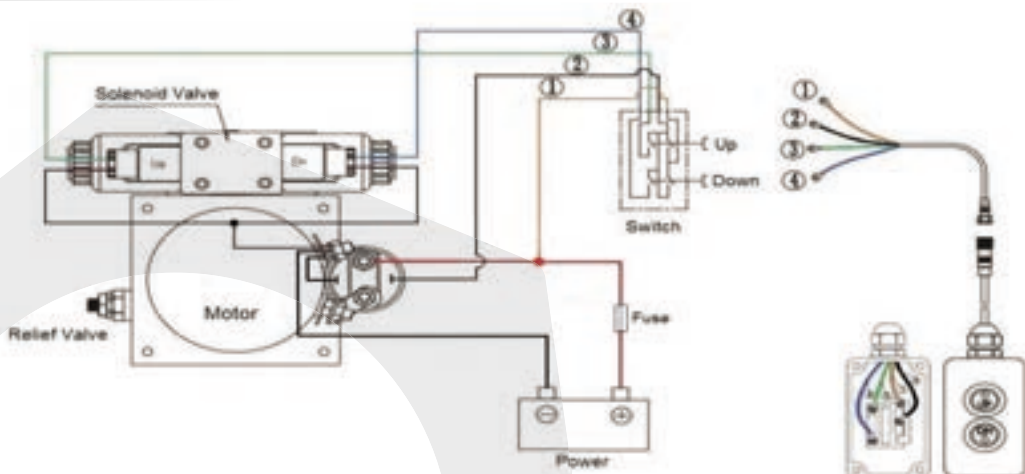
Flowfit 24VDC Double Acting NG6 Solenoid Valve Hydraulic Powerunit

POWERUNIT PACKAGE to operate a double acting cylinder on a variety of applications, complete with detachable two button pendant.

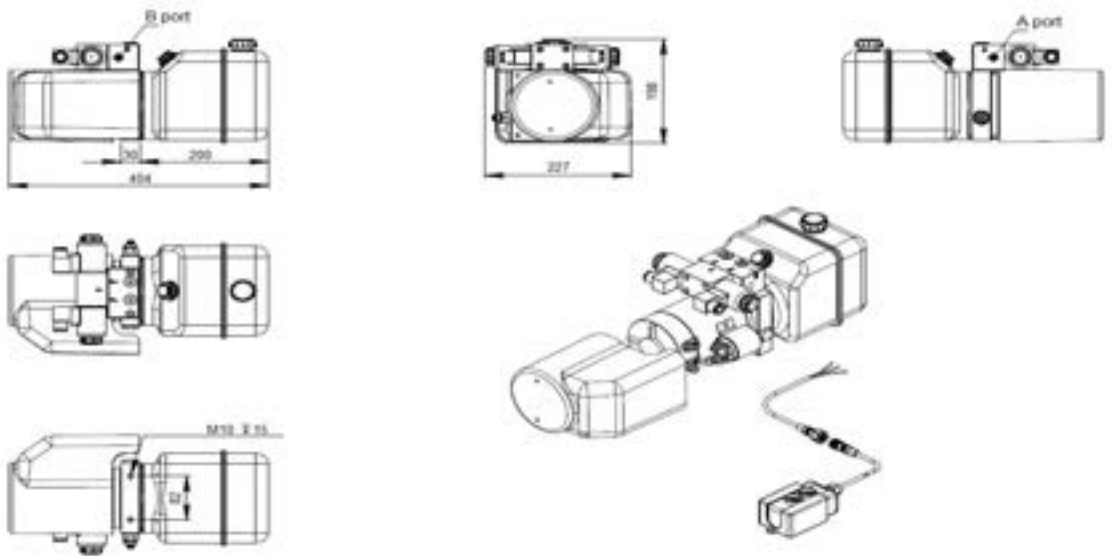
- 24VDC powerunit.
- 2.1cc/rev gear pump.
- 1.6kw 24VDC electric motor c/w relay and plastic motor cover.
- 4.5 Litre or 8.0 Litre reservoir c/w drain plug.
- Powerpack complete with suction strainer, return oil conveyor and filler breather.
- Horizontal mounting.
- Max pressure 200 bar.
- Relief valve set at 160 bar but adjustable from 40-200 bar as standard.
- Max flow 5 l/min.
- Relief valve and P line check.
- Port size 3/8" BSP.
- 2 Button detachable pendant on a 4 metre lead.
- Suitable for all double acting applications.

WITH MANY ADDED FEATURES SUCH AS DETACHABLE PENDANTS FOR ADDED SECURITY, REMOVEABLE PLASTIC MOTOR COVER AND A VARIATION ON WHICH RELIEF VALVE SPRING IS FITTED YOUR ARE GETTING AN EXCEPTIONALLY GOOD QUALITY PRODUCT AT A VERY COMPETITIVE PRICE.

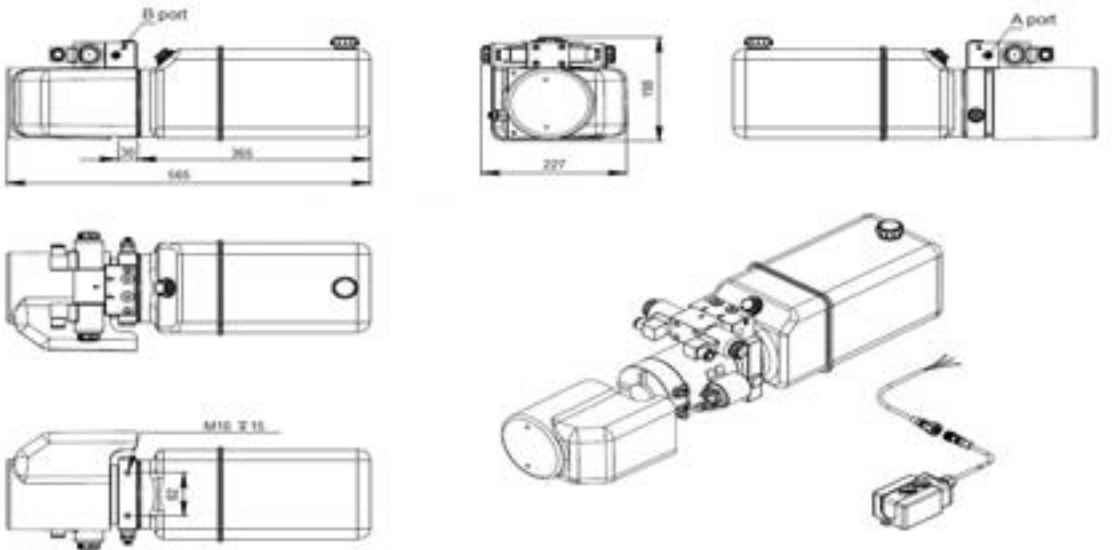
DOUBLE ACTING, NG6 SOLENOID VALVE WIRING DIAGRAM



4.5 LITRE POWER PACK DIMENSIONS




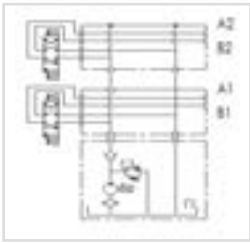
8.0 LITRE POWER PACK DIMENSIONS



PRODUCT REFERENCE	DESCRIPTION	NETT. PRICE	
		£ STERLING	€ EUROS
ZZ004236	Flowfit 24VDC double acting, single solenoid hydraulic powerpack, 4.5 litre reservoir c/w 2 button pendant. 5 l/min @ 160bar.	£240.00	€ 271.20
ZZ004237	Flowfit 24VDC double acting, single solenoid hydraulic powerpack, 8.0 litre reservoir c/w 2 button pendant. 5 l/min @ 160bar.	£254.00	€ 287.02
ZZ010644	Flowfit 24VDC double acting, single solenoid hydraulic powerpack, 11 litre reservoir c/w 2 button pendant. 5 l/min @ 160bar.	£266.00	€ 300.58
ZZ010645	Flowfit 24VDC double acting, single solenoid hydraulic powerpack, 13 litre reservoir c/w 2 button pendant. 5 l/min @ 160bar.	£273.00	€ 308.49

FLOWFIT 24VDC DOUBLE ACTING, DOUBLE NG6 (CETOP 3) SOLENOID VALVE POWER PACKS

www.flowfitonline.com
TECH. DATA SHEET
PPPU6



The Flowfit 24VDC Double Acting Double CETOP power pack is ideal for use in the following applications:

- Tail Lift/Extender
- Hoists/Winch
- Trailer/Tipper
- Compactors
- Hand operated lift stacker
- Parking Systems/Barriers
- Scissor Lift Platform
- Security Gates
- Aerial Platform
- Dock Leveler

The Flowfit 12VDC Double Acting Double CETOP power pack is a compact and quiet unit, able to deliver a flow rate of up to 5 litres a minute at 160 bar. The compact design includes two CETOP 3 double acting solenoid valves operating two separate circuits, a relief valve and a flow controller mounted within the housing and comes complete with a detachable pre-wired 4 button pendant and 4.5 litre plastic tank as standard.

Options available include an 8.0 litre plastic tank for increased capacity on larger systems.

The Flowfit 12VDC Double Acting power pack will require a high capacity battery and a suitable in-line fuse for normal operation.

The motor is designed for intermittent use (S3) which is defined as a sequence of identical cycles of 10 minute duration. The cycle comprises a period of on-load (td) operation in which the motor may reach its maximum permitted temperature, followed by an off-load period (tm) of time, insufficient for the motor to return to ambient temperature. The value of S3 on this motor equates to 7% or 42 seconds of on-load operation in a ten minute period.

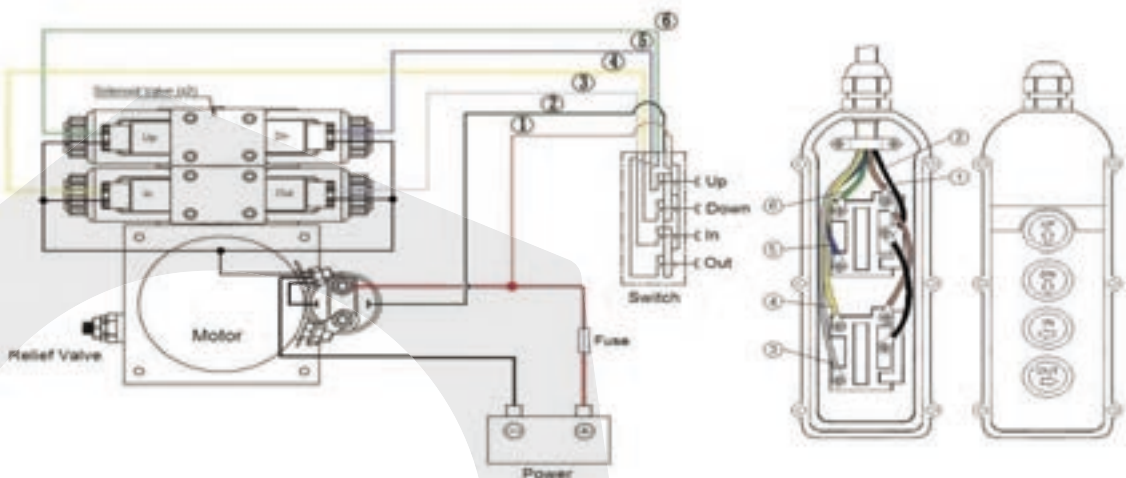
Flowfit 24VDC Double Acting, Double NG6 Solenoid Valve Hydraulic Powerunit

POWERUNIT PACKAGE to operate two double acting cylinders independantly on a variety of applications, complete with four button pendant.

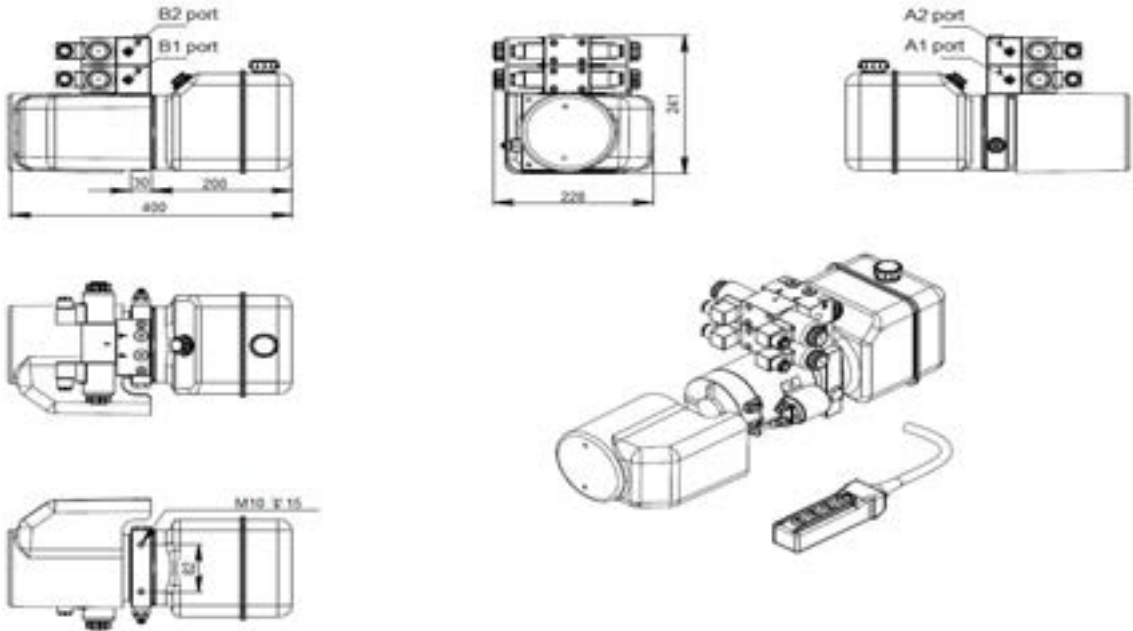
- 24VDC powerunit.
- 2.1cc/rev gear pump.
- 1.6kw 24VDC electric motor c/w relay and plastic motor cover.
- 4.5 Litre or 8.0 Litre reservoir c/w drain plug.
- Powerpack complete with suction strainer, return oil conveyor and filler breather.
- Horizontal mounting.
- Max pressure 200 bar.
- Relief valve set at 160 bar but adjustable from 40-200 bar as standard.
- Max flow 5 l/min.
- Relief valve and P line check.
- Port size 3/8" BSP.
- 4 Button pendant on a 4 metre lead.
- Suitable for all double acting applications.

WITH MANY ADDED FEATURES SUCH AS REMOVEABLE PLASTIC MOTOR COVER AND A VARIATION ON WHICH RELIEF VALVE SPRING IS FITTED YOUR ARE GETTING AN EXCEPTIONALLY GOOD QUALITY PRODUCT AT A VERY COMPETITIVE PRICE

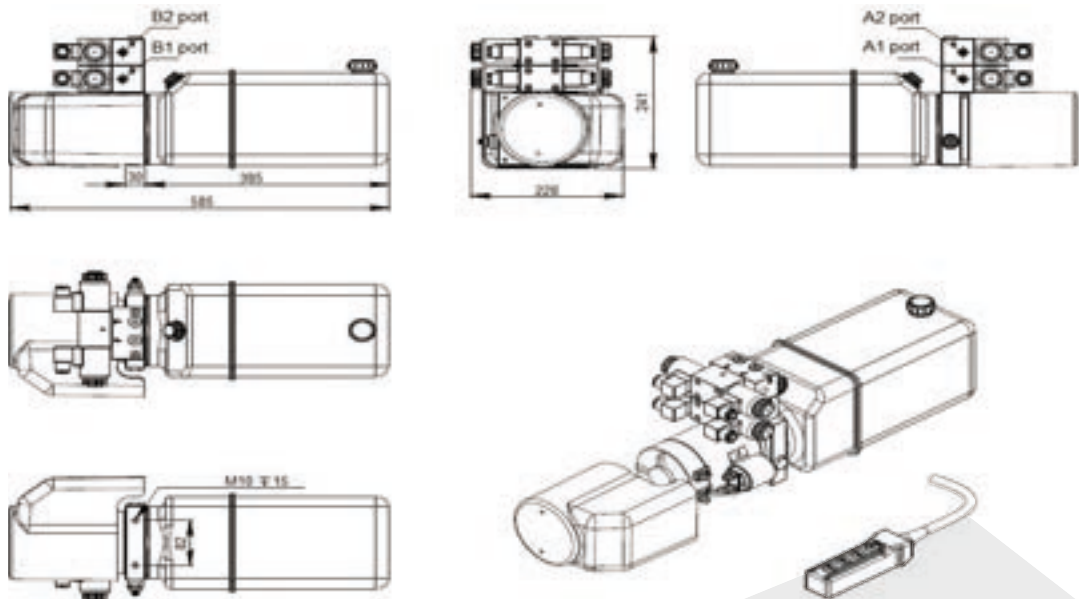
DOUBLE ACTING, DOUBLE NG6 SOLENOID VALVE WIRING DIAGRAM



4.5 LITRE POWER PACK DIMENSIONS



8.0 LITRE POWER PACK DIMENSIONS



PRODUCT REFERENCE	DESCRIPTION	NETT. PRICE	
		£ STERLING	€ EUROS
ZZ004238	Flowfit 24VDC double acting, double solenoid hydraulic powerpack, 4.5 litre reservoir c/w 4 button pendant. 5 l/min @ 160bar.	£299.00	€ 337.87
ZZ004239	Flowfit 24VDC double acting, double solenoid hydraulic powerpack, 8.0 litre reservoir c/w 4 button pendant. 5 l/min @ 160bar.	£312.00	€ 352.56
ZZ010646	Flowfit 24VDC double acting, double solenoid hydraulic powerpack, 11 litre reservoir c/w 4 button pendant. 5 l/min @ 160bar.	£325.00	€ 367.25
ZZ010647	Flowfit 24VDC double acting, double solenoid hydraulic powerpack, 13 litre reservoir c/w 4 button pendant. 5 l/min @ 160bar.	£332.00	€ 375.16

ACCESSORIES

MOTOR (WITH RELAY)

www.flowfitonline.com
TECH. DATA SHEET
PPPU7



24VDC MOTOR (WITH RELAY)

Voltage: 24VDC
Power: 1.6kW
Relay: 24V 200A
Speed: 3500RPM
Duty: S3=7% (Intermittent Duty)
Dimensions: Ø 114mm, Length 170mm
Drive: Splined

12VDC MOTOR (WITH RELAY)

Voltage: 12VDC
Power: 1.6kW
Relay: 12V 200A
Speed: 3500RPM
Duty: S3=7% (Intermittent Duty)
Dimensions: Ø 114mm, Length 170mm
Drive: Splined

S3 Intermittent duty is defined as a sequence of identical cycles of 10 minute duration. The cycle comprises a period of on-load (td) operation in which the motor may reach its maximum permitted temperature, followed by an off-load period (tm) of time, insufficient for the motor to return to ambient temperature.

The value of S3 on this motor equals 7% or 42 seconds of on-load operation in a ten minute period.

PRODUCT REFERENCE	DESCRIPTION	NETT. PRICE	
		£ STERLING	€ EUROS
24VDCMOTOR	24VDC MOTOR 1.6KW C/W RELAY	£88.87	€ 100.42
12VDCMOTOR	12VDC MOTOR 1.6KW C/W RELAY	£88.87	€ 100.42

COIL FOR LET DOWN VALVE

www.flowfitonline.com
TECH. DATA SHEET
PPPU7



24VDC COIL FOR LET DOWN VALVE

24VDC coil with Herschmann connector, for use on the lowering valve of Single Acting 24VDC power packs (ZZ003820 and ZZ003835).

12VDC COIL FOR LET DOWN VALVE

12VDC coil with Herschmann connector, for use on the lowering valve of Single Acting 12VDC power packs (ZZ003468 and ZZ003834).

PRODUCT REFERENCE	DESCRIPTION	NETT. PRICE	
		£ STERLING	€ EUROS
24VLOWCOIL	24VDC COILS TO SUIT ZZ003820 & ZZ003835 USED ON LET DOWN VALVE	£9.60	€ 10.85
12VLOWCOIL	12VDC COILS TO SUIT ZZ003468 & ZZ003834 USED ON LET DOWN VALVE	£9.60	€ 10.85

JC00-01 DOUBLE ACTING HOUSING

www.flowfitonline.com
TECH. DATA SHEET
PPPU7



Double Acting Housing machined from solid aluminium block. Comes with 1/4" BSP threaded P and T ports to use as basic P and T unit. Machined ports for Relief Valve, Check Valve, and Flow Control Valve.

Requires separate manifold for Double Acting operation.

Mounting face machined to enable DC motor to be positioned at 90° intervals.

PRODUCT REFERENCE	DESCRIPTION	NETT. PRICE	
		£ STERLING	€ EUROS
DAHOUSING	JC00-01 DOUBLE ACTING HOUSING	£48.18	€ 54.44

CETOP 3 NG6 1 STATION MANIFOLD

www.flowfitonline.com
TECH. DATA SHEET
PPU7



CETOP 3 (NG6) 1 station manifold machined from solid aluminium block. P, T, A and B ports come with 1/4" BSP thread.

Two manifolds can be stacked together creating a Double Acting, Double Cetop 3 power pack.

Mounting bolts:

M8 x 50mm Cap Head (single manifold)

M8 x 100mm Cap Head (double manifold)

PRODUCT REFERENCE	DESCRIPTION	NETT. PRICE	
		£ STERLING	€ EUROS
CETOP31STATION	CETOP 3, 1 STATION MANIFOLD TO SUIT JC00-01 HOUSING	£16.06	€ 18.15

PLASTIC LITRE TANK

www.flowfitonline.com
TECH. DATA SHEET
PPU7



8.0 Litre horizontal plastic tank for increased capacity of larger hydraulic systems.

Comes with Filler Breather (with Dip Stick), blank plug and Jubilee Clip.

PRODUCT REFERENCE	DESCRIPTION	NETT. PRICE	
		£ STERLING	€ EUROS
PT-145-03	PLASTIC TANK 4.5L C/W RED PLUG AND BREATHER	£10.30	€ 11.64
PT-180-03	PLASTIC TANK 8L C/W RED PLUG AND BREATHER	£21.67	€ 24.49
PT-120-04	PLASTIC TANK 11L C/W RED PLUG AND BREATHER	£29.76	€ 33.63
PT-120-05	PLASTIC TANK 13L C/W RED PLUG AND BREATHER	£33.03	€ 37.32

2 BUTTON SINGLE ACTING 3 WIRE PENDANT

www.flowfitonline.com
TECH. DATA SHEET
PPU7



2 button Single Acting pendant comes pre-wired for powered lift and gravity lowered applications.

Comes with 4 metres of detachable 3 wire cable for added security.

Also available for Single Acting power packs with remote option.



Wiring diagram for Single Acting power pack with remote option.

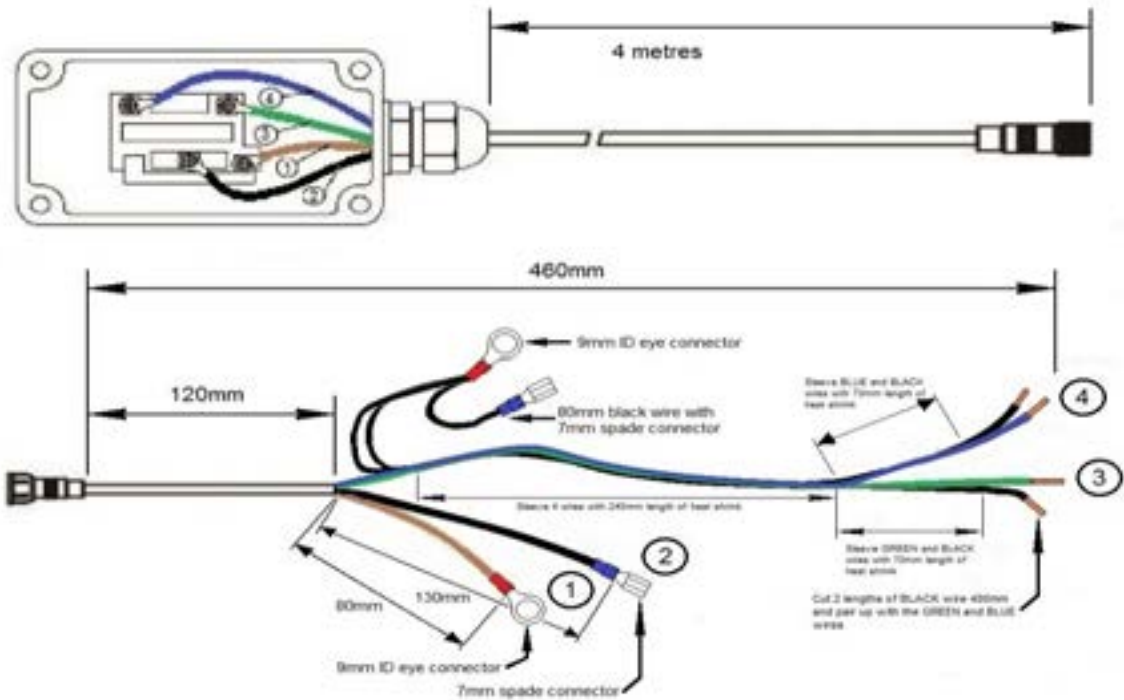
PRODUCT REFERENCE	DESCRIPTION	NETT. PRICE	
		£ STERLING	€ EUROS
PENDSA	3 WIRE SINGLE ACTING PENDANT WITH 4 METRE CABLE DETACHABLE	£18.73	€ 21.17

2 BUTTON DOUBLE ACTING 4 WIRE PENDANT

www.flowfitonline.com
TECH. DATA SHEET
PPU8

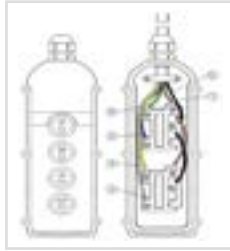


2 button Double Acting pendant comes pre-wired for powered operation in both directions through a CETOP 3 (NG6) solenoid valve.
Comes with 4 metres of detachable 4 wire cable for added security.

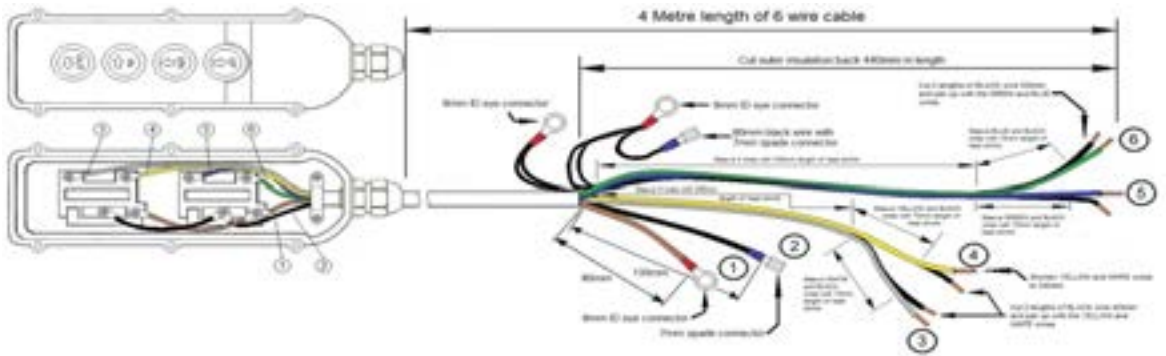


PRODUCT REFERENCE	DESCRIPTION	NETT. PRICE	
		£ STERLING	€ EUROS
PENDDA	4 WIRE DOUBLE ACTING PENDANT WITH 4 METRE CABLE DETACHABLE	£25.42	€ 28.72

4 BUTTON DOUBLE ACTING 6 WIRE PENDANT



4 button Double Acting pendant comes pre wired to operate two separate hydraulic circuits through two CETOP 3 (NG6) solenoid valves. Comes with 4 metres of 6 wire cable for hard wiring into a power pack.



PRODUCT REFERENCE	DESCRIPTION	NETT. PRICE	
		£ STERLING	€ EUROS
PENDDADA	6 WIRE DOUBLE ACTING PENDANT WITH 4 METRE CABLE DETACHABLE	£33.45	€ 37.80

PRODUCT REFERENCE	DESCRIPTION	NETT. PRICE	
		£ STERLING	€ EUROS
LABEL: YELLOW WARNING	YELLOW WARNING LABEL TO SUIT SINGLE ACTING POWERPACKS	£1.21	€ 1.37
LABELS: ZZ003468	FLOWFIT LABEL TO SUIT ZZ003468	£1.21	€ 1.37
LABELS: ZZ003820	FLOWFIT LABEL TO SUIT ZZ003820	£1.21	€ 1.37
LABELS: ZZ003834	FLOWFIT LABEL TO SUIT ZZ003834	£1.21	€ 1.37
LABELS: ZZ003835	FLOWFIT LABEL TO SUIT ZZ003835	£1.21	€ 1.37

FLOWFIT MOBILE ENGINE DRIVEN HYDRAULIC POWER UNITS ON WHEELS

FLOWFIT MOBILE ENGINE DRIVEN HYDRAULIC POWER UNITS

www.flowfitonline.com
TECH. DATA SHEET
PPPU9



The Flowfit Range of Petrol Engine Driven Hydraulic Power Units on wheels is based on the Honda GX160 5.5 HP, Honda GX270 9.5 HP and the Honda GX390 13 HP range of engines we do have larger Honda sizes up to 25HP GX630 upon request.

Commercial Self Contained Portable Hydraulic Power Units are designed for heavy duty farm, marine and other commercial applications. Our HPU's replace farm tractor, truck and other hydraulic power supplies. Use with grain augers, mixers, lifts and other hydraulic applications with pressure available up to 200 bar (2900 psi). We offer a variety of petrol engines from the Honda GX Series and for those on a budget, Loncin engines are available. Alternatively, Hatz, Changfa or Lombardini commercial diesel engines can be specified, along with electric start/stop on all engine ranges upon request. Please contact our technical support staff to discuss all of your specific requirements.

SPECIFICATION

- Max Pressure: 200 bar (2900 psi).
- Relief valve Mounted on the front of the Gear Pump (pre-set to 150 bar).
- Gear Pump flows available up to 25.5 l/min.
- Flowfit Pressure Gauge fitted 0-280 bar (0-4000psi).
- Hydraulic Tank/Reservoir Capacity 50 Litres.
- Rugged Construction.
- Collapsible handle assembly for ease of transportation.
- Suction strainer fitted 125 micron, max flow 30 l/min accessible via bolt down hatch on top of tank.
- Return line filter tank mounted 10 micron cellulose filter element, c/w visual clogging indicator and diffuser and max pressure 8 bar / 116 psi.
- Max flow to return through the return line filter 45 l/min. Can be upgraded to 65 l/min returnable flow with 125 micron filter element fitted. We recommend regular checking of visual indicator to ensure filter element does not need changing.
- Replacement return line filter element is available. We recommend this is changed after the first 20 hours of use to ensure maximum efficiency and cleanliness of the hydraulic powerunit.
- Filling Point - Via a visual level indicator c/w with float system. Filler is removeable and allows a constant indication of the hydraulic oil level inside the tank.
- Max Temperature of Oil 80°C.
- Flat face quick release couplings 2 off complete fitted on pump outlet and tank top return filter ready to connect your 1/2" bsp male hose connection or male adaptor.
- Power Unit fitted with top quality Gates hydraulic hose assemblies Pneumatic tyre wheels Kit included for ease of transportation.
- Full 1 Year Warranty (2 year warranty standard on Honda engines) Made in England.

ENGINE
CHOICE OF HONDA AND LONCIN PETROL OR HATZ ENGINES

PRESSURE GAUGE
0-280 BAR (0-4000 PSI)
GAUGE FITTED AS STANDARD.
MAXIMUM SYSTEM PRESURE = 200 BAR

HOSE
TOP QUALITY GATES FLEXIBLE HOSE USED THROUGHOUT

DAMPERS
40mm DAMPERS FITTED AS STANDARD TO REDUCE ENGINE VIBRATION AND NOISE LEVELS

RETURN FILTER
10 MICRON TANK RETURN FILTER FITTED WITH VISUAL INDICATOR AND BYPASS VALVE TO ENSURE CLEANLINESS OF THE HYDRAULIC OIL AND EXTENDING OPERATING LIFE.

QUICK RELEASE CONNECTIONS
1/2" BSP DN08 FLAT FACE QUICK RELEASE COUPLINGS
FITTED AS STANDARD FOR EASE OF STORAGE & TRANSPORTATION

TANK
50 LITRE TANK MANUFACTURED FROM 4mm SHEET STEEL FOR STURDY CONSTRUCTION, ENABLING OTHER COMPONENTS TO BE MOUNED DIRECTLY ON TO IT. THIS DESIGN PROVIDES A LOW CENTRE OF GRAVITY FOR ADDED STABILITY ON ROUGH TERRAIN.

FILLING POINT AND LEVEL READING
VISUAL LEVEL INDICATOR FITTED TO FILLER PORT. OPERATES USING A FLOAT AND ARCHIMEDES SCREW.

LEVEL INDICATOR
SECONDARY LEVEL INDICATOR MOUNTED AT THE END OF TANK FOR ADDED PROTECTION

PETROL ENGINE DRIVEN HYDRAULIC POWER UNITS

ENGINE
ALL ENGINES COME WITH RECOIL START AS STANDARD. ELECTRIC START CAN BE SPECIFIED ON REQUEST. YOUR BATTERY MOUNTING REQUIREMENTS CAN BE DISCUSSED WITH OUR SALES TEAM.

HANDLE ASSEMBLY

FOLDING HANDLE FOR COMPACT STORAGE

GEAR PUMP

PUMP MOUNTED RELIEF VALVE. REDUCING THE NEED FOR COMPLEX PIPEWORK

HOSE

TOP QUALITY GATES FLEXIBLE HOSE USED THROUGHOUT

SUCTION STRAINER


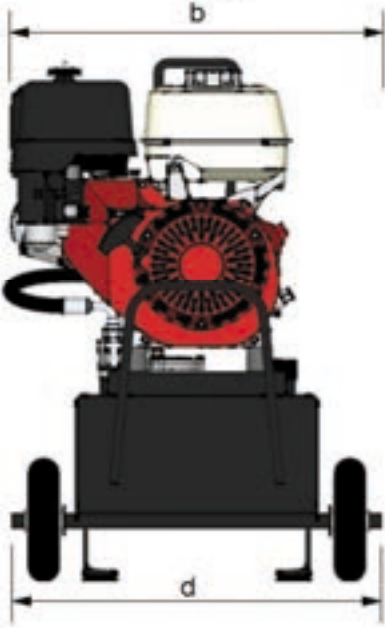
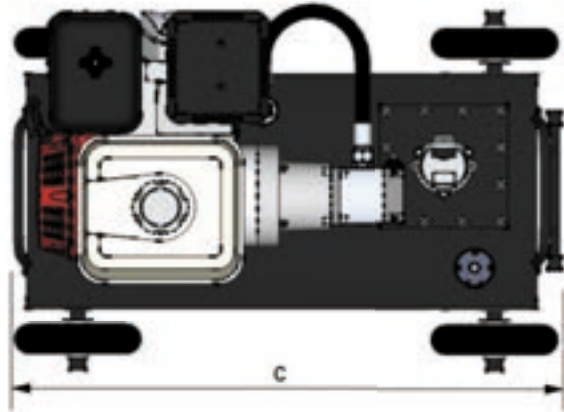
125 MICRON SUCTION STRAINER FITTED AS STANDARD TO ASSIST IN KEEPING THE HYDRAULIC SYSTEM CLEAN. REDUCING WEAR AND MAINTENANCE COSTS.

RETURN FILTER AND MANIFOLD


RETURN FILTER FITTED WITH 10 MICRON FIBREGLASS ELEMENT AND FILTER GAUGE TO INDICATE WHEN REPLACEMENT IS DUE. MOUNTED DIRECTLY ONTO THE ACCESS MANIFOLD FOR EASE OF MAINTENANCE. MANIFOLD ALLOWS ACCESS TO THE INTERIOR OF THE TANK.

PRESSURE & TANK CIRCUIT


PRODUCT REFERENCE	ENGINE	FUEL TYPE	HORSE POWER	FLOW RATE	RESERVOIR SIZE	NETT. PRICE	
						£ STERLING	€ EUROS
ZZ003802	Honda GX160FQ	Petrol	5.5HP	10.5 L/min	50 Litres	£1685.74	€ 1,904.89
ZZ003801	Honda GX270FQ	Petrol	9HP	19.5 L/min	50 Litres	£2196.78	€ 2,482.36
ZZ003799	Honda GX390FQ	Petrol	13HP	25.5 L/min	50 Litres	£2461.88	€ 2,781.92
ZZ010354	Honda GX390FQ	Petrol	13HP	24 L/min	100 Litres	£2789.69	€ 3,152.35
ZZ003804	Loncin G160F-P	Petrol	5.5HP	10.5 L/min	50 Litres	£1409.54	€ 1,592.78
ZZ003803	Loncin G270F-P	Petrol	9HP	19.5 L/min	50 Litres	£1671.28	€ 1,888.55
ZZ003800	Loncin G390F-P	Petrol	13HP	25.5 L/min	50 Litres	£1914.50	€ 2,163.39



PRODUCT REFERENCE	ENGINE	PUMP	FLOW RATE	PRESSURE		WEIGHT (DRY)	DIMENSIONS				
				BAR	PSI		A	B	C	D	E
ZZ003799	GX390FQ	8cc	25.5l/min	210	3045	75kg	821mm	587mm	860mm	580mm	845mm
ZZ003801	GX270FQ	6.5cc	19.5l/min	200	2900	69kg	788mm	563mm			
ZZ003802	GX160FQ	3.2cc	10.5l/min	200	2900	60kg	713mm	529mm			
ZZ003800	G390F	8cc	25.5l/min	210	3045	75kg	818mm	584mm			
ZZ003803	G270F	6.5cc	19.5l/min	200	2900	69kg	788mm	570mm			
ZZ003804	G160F	3.2cc	10.5l/min	200	2900	60kg	793mm	530mm			



HANDLE ASSEMBLY
FOLDING HANDLE FOR COMPACT STORAGE



PRESSURE GAUGE
0-280 BAR (0-4000 PSI)
GAUGE FITTED AS STANDARD.
MAXIMUM SYSTEM PRESURE =200 BAR


ENGINE
ALL ENGINES COME WITH RECOIL START AS STANDARD. ELECTRIC START CAN BE SPECIFIED ON REQUEST. YOUR BATTERY MOUNTING REQUIREMENTS CAN BE DISCUSSED WITH OUR SALES TEAM.

HOSE
TOP QUALITY GATES FLEXIBLE HOSE USED THROUGHOUT


LEVER VALVE WITH 3/8" 'A' & 'B' PORTS

THE HDM140 DOUBLE ACTING 3 POSITION SPOOL VALVE IS 3/8" BSP PORTED AND PROVIDE A MAXIMUM FLOW RATE OF 40 L/ MIN WITH SPRING RETURN TO NEUTRAL.


A RELIEF VALVE IS FITTED TO THE HDM140 AS STANDARD AND IS PRESET TO 150 BAR. DIFFERENT SPOOL AND POSITIONER CONFIGURATIONS CAN BE SPECIFIED UPON REQUEST.



SUCTION STRAINER
125 MICRON SUCTION STRAINER FITTED AS STANDARD TO ASIST IN KEEPING THE HYDRAULIC SYSTEM CLEAN. REDUCING WEAR AND MAINTENANCE COSTS.



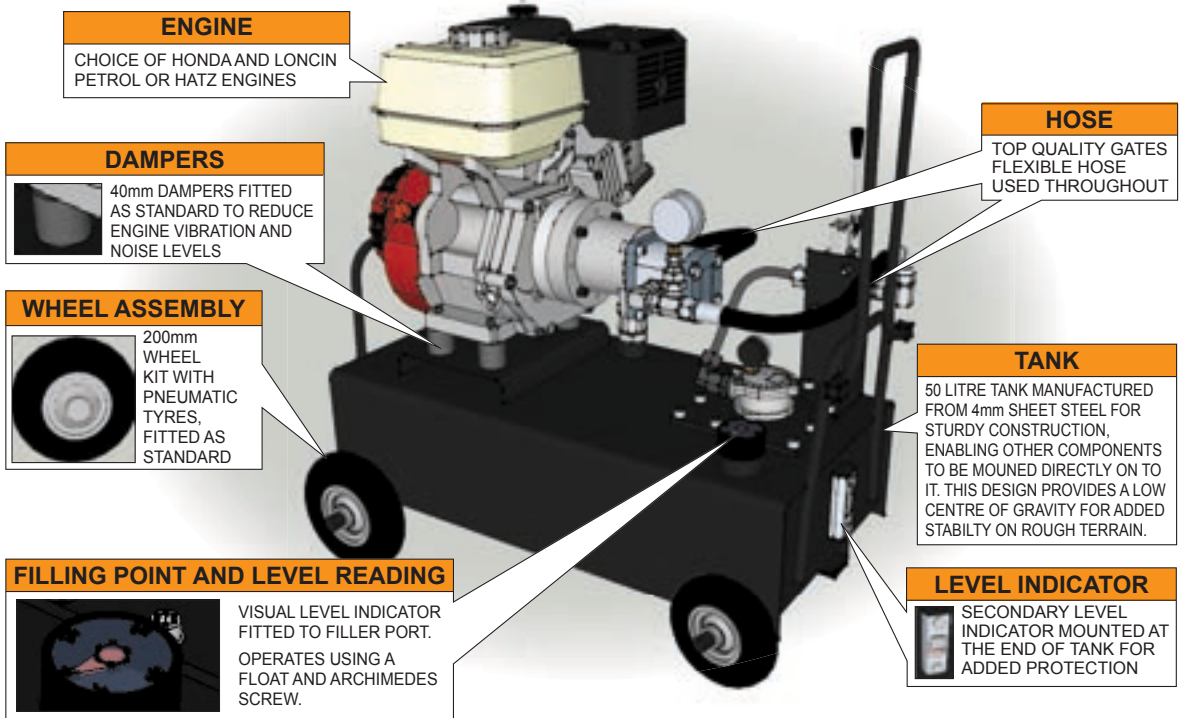
RETURN FILTER AND MANIFOLD
RETURN FILTER FITTED WITH 10 MICRON FIBREGLASS ELEMENT AND FILTER GAUGE TO INICATE WHEN REPLACEMENT IS DUE. MOUNTED DIRECTLY ONTO THE ACCESS MANIFOLD FOR EASE OF MAINTENANCE. MANIFOLD ALLOWS ACCESS TO THE INTERIOR OF THE TANK.



DOUBLE ACTING MANUAL LEVER VALVE CIRCUIT

PRODUCT REFERENCE	ENGINE	FUEL TYPE	HORSE POWER	FLOW RATE	RESERVOIR SIZE	NETT. PRICE	
						£ STERLING	€ EUROS
ZZ004424	Honda GX160FQ	Petrol	5.5HP	10.5 L/min	50 Litres	£1865.53	€ 2,108.05
ZZ004423	Honda GX270FQ	Petrol	9HP	19.5 L/min	50 Litres	£2384.10	€ 2,694.03
ZZ004422	Honda GX390FQ	Petrol	13HP	25.5 L/min	50 Litres	£2669.06	€ 3,016.04
ZZ010351	Honda GX390FQ	Petrol	13HP	24 L/min	100 Litres	£2832.05	€ 3,200.22
ZZ004427	Loncin G160F-P	Petrol	5.5HP	10.5 L/min	50 Litres	£1524.37	€ 1,722.54
ZZ004426	Loncin G270F-P	Petrol	9HP	19.5 L/min	50 Litres	£1854.29	€ 2,095.35
ZZ004425	Loncin G390F-P	Petrol	13HP	25.5 L/min	50 Litres	£2104.74	€ 2,378.36

DIESEL ENGINE DRIVEN HYDRAULIC POWER UNITS



PRESSURE & TANK CIRCUIT

FLOWFIT DIESEL ENGINE DRIVEN HYDRAULIC POWER UNITS

PRODUCT REFERENCE	ENGINE	FUEL TYPE	HORSE POWER	FLOW RATE	RESERVOIR SIZE	NETT. PRICE	
						£ STERLING	€ EUROS
ZZ010353	Loncin D350FD	Diesel	6.5HP	10.5 L/min	50 Litres	£2152.73	€ 2,432.58
ZZ010350	Loncin D440FD	Diesel	9HP	17 L/min	100 Litres	£3144.00	€ 3,552.72

DOUBLE ACTING MANUAL LEVER VALVE CIRCUIT

FLOWFIT DIESEL ENGINE DRIVEN HYDRAULIC POWER UNITS

PRODUCT REFERENCE	ENGINE	FUEL TYPE	HORSE POWER	FLOW RATE	RESERVOIR SIZE	NETT. PRICE	
						£ STERLING	€ EUROS
ZZ010352	Loncin D350FD	Diesel	6.5HP	10.5 L/min	50 Litres	£2191.20	€ 2,476.06
ZZ010349	Loncin D440FD	Diesel	9HP	17 L/min	100 Litres	£3168.00	€ 3,579.84

HYDRAULIC POWER UNITS

PRODUCT	PAGE
SERIES UP100 HYDRAULIC POWER PACKS	156
UP100 POWERUNIT BUILD YOUR OWN	157
UP100 READY BUILT IN STOCK	161
READY BUILT IN STOCK SINGLE ACTING POWERUNIT	163
UP100 READY BUILT IN STOCK DOUBLE ACTING CIRCUIT	166
HF500 250 BAR POWER PACKS	169
DETAILS FOR INSTALLATION HF500	174
HF600 350 BAR VARIABLE FLOW HIGH PRESSURE POWER PACKS	175
DETAILS FOR INSTALLATION HF600	177
UP50 MINI-FLOW HYDRAULIC POWER PACK	178
ET-ELECTRIC DC MOTOR PUMP SET	181
HF800 HONDA PETROL ENGINE DRIVEN POWER PACKS	182
HF700 PETROL ENGINE DRIVEN POWER PACKS	184
HF900 HATZ DIESEL ENGINE DRIVEN	186
CUSTOM BUILT POWER UNITS	188



**FROM ONLY
£546.18
+VAT**



**FROM ONLY
£1,289.57
+VAT**



QUALITY PRODUCTS



FREE ADVICE



SERIES UP100 HYDRAULIC POWER PACKS

A full range of Flowfit powerunits built to order and held in stock at our warehouse ready for you to collect, all units available in DC and AC combinations.

These units feature a high degree of accuracy and have a wide application range. Bucher Hydraulics power packs are designed according an integrated modular system of valves for the various functions.

This highlights the equipment's compact nature, the foundation of its high performance level.

The basic components of the power packs are:

- a manifold block with cavities for various types of valves
- a very quiet, high-efficiency gear pump
- an electric motor (DC or AC)
- a reservoir (plastic or steel)
- several optional accessories

Advantages

- Compact and modular construction, limited number of components, quick and easy assembly
- Maximum flexibility – numerous different circuits can be built from just the few basic versions
- Valve cavities conform to international standards
- Optimisation of motor-pump unit produce increased efficiency and low operating noise level

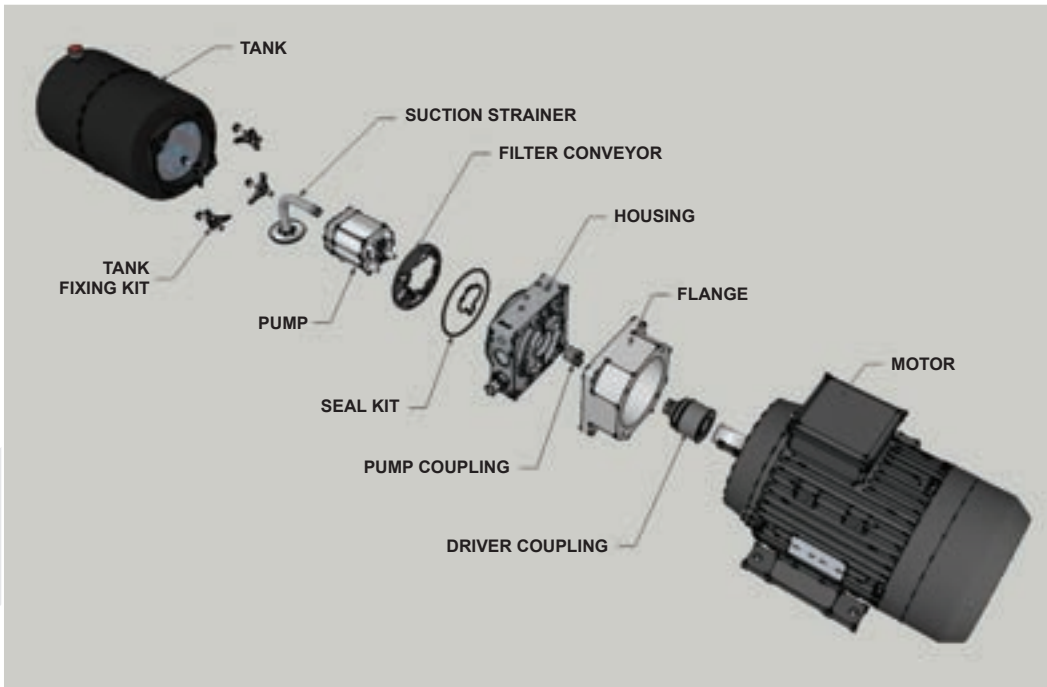
	UP50	UP100
cm3/rev	0.25 - 2.3	1.2 - 10.0
bar	230	230
kw	0.35 - 2.0	0.8 - 2.0
kw	0.40 - 2.5	1.2 - 3.0
kw	2.0	2.0
kw	0.12 - 0.75	0.25 - 4.0
litre	0.5 - 4.0	1.5 - 18.0



Applications

- Car lifters
- Lift trucks
- Scissor lifts
- Medical equipment
- Tailift applications
- Lifting platforms
- Equipments for disabled needs
- Automation: opening/closing of swing doors, tailgates, safety locking systems, etc.

TYPICAL LAYOUT OF UP100 POWERUNIT



UP100 POWERUNIT BUILD YOUR OWN

www.flowfitonline.com
TECH. DATA SHEET
PU1



The UP100 series of standard power packs is based on a range of 12vdc, 24vdc, 48vdc, 240v 1 phase and 415v 3 phase motors from 0.37kw to 5.5kw.

Supplied fully assembled and tested, these units offer pressures up to 210 bar and flows up to 17lpm.

All components in stock ready to assemble for immediate delivery.

A wide range of Compact Industrial hydraulic power packs where space is at a premium.

Applications

Automation:
opening/closing of swing doors
Barrier controls
Car lifters
Demountables
Equipments for disabled needs
Lift trucks
Lifting platforms
Machine tools
Medical equipments

All UP100 assembled powerunits come complete as standard with the following components.

- Electric motor DC/AC
- Bucher gear pump.
- Bucher central housing.
- Main relief valve
- Check valve
- Drive coupling
- Motor flange
- Suction Filter 216 micron
- Return filter conveyor 150 micron



APPLICATIONS:

- Mobile stationary equipment
- Safety Locking systems
- Scissor lifts
- Snowploughs
- Tipper
- Truck cranes
- Truck tailgate lifts
- Tyre removal machines
- Wood working machines

BENEFITS:

- Compact and modular construction, limited number of components, quick and easy assembly
- Maximum flexibility – numerous different circuits can be built from just the few basic versions
- Valve cavities conform to international standards
- Optimisation of motor-pump unit has produced increased efficiency and low operating noise level



TO GENERATE YOUR FULL ORDER NUMBER SELECT THE COSTING CODE OR EACH COMPONENT



EXAMPLE

STEP 1
SELECT MOTOR
EG: AC1
£343.15

www.flowfitonline.com
TECH. DATA SHEET
PU1

COSTING CODE	FLOW L/MIN	MAX P BAR	MOTOR SIZE KW	MOTOR TYPE	NETT. PRICE	
					£ STERLING	€ EUROS
12VDC UNIT						
12V12	3.7	200	1.7	12VDC	£551.50	€ 623.19
12V17	4.9	175	1.7	12VDC	£551.50	€ 623.19
12V25	5	150	1.7	12VDC	£551.50	€ 623.19
12V35	9.5	100	1.7	12VDC	£551.50	€ 623.19
12V43	12	75	1.7	12VDC	£551.50	€ 623.19
12V5	13	75	1.7	12VDC	£551.50	€ 623.19
12V65	17	50	1.7	12VDC	£551.50	€ 623.19
12V8	25	22	1.7	12VDC	£551.50	€ 623.19

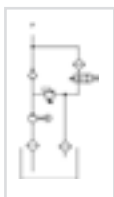
COSTING CODE	FLOW L/MIN	MAX P BAR	MOTOR SIZE KW	MOTOR TYPE	NETT. PRICE	
					£ STERLING	€ EUROS
24VDC UNIT						
24V12	3.5	200	2.2	24VDC	£567.41	€ 641.17
24V17	4.25	200	2.2	24VDC	£567.41	€ 641.17
24V25	6	200	2.2	24VDC	£567.41	€ 641.17
24V35	7.5	175	2.2	24VDC	£567.41	€ 641.17
24V43	8	150	2.2	24VDC	£567.41	€ 641.17
24V5	9	125	2.2	24VDC	£567.41	€ 641.17
24V65	12.5	100	2.2	24VDC	£567.41	€ 641.17
24V8	16	75	2.2	24VDC	£567.41	€ 641.17

COSTING CODE	FLOW L/MIN	MAX P BAR	MOTOR SIZE KW	NETT. PRICE		NETT. PRICE	
				240V/AC		415V/AC	
				£ STERLING	€ EUROS	£ STERLING	€ EUROS
AC UNIT							
AC1	1.68	100	0.37	£363.74	€ 411.03	£384.10	€ 434.03
AC2	1.68	160	0.55	£395.90	€ 447.37	£400.19	€ 452.22
AC3	1.68	210	0.75	£406.94	€ 459.85	£408.23	€ 461.30
AC4	2.38	75	0.37	£363.74	€ 411.03	£384.10	€ 434.03
AC5	2.38	110	0.55	£395.90	€ 447.37	£400.19	€ 452.22
AC6	2.38	155	0.75	£406.94	€ 459.85	£408.23	€ 461.30
AC7	2.38	210	1.1	£445.13	€ 502.99	£442.75	€ 500.31
AC8	3.5	100	0.75	£406.94	€ 459.85	£408.23	€ 461.30
AC9	3.5	150	1.1	£445.13	€ 502.99	£442.75	€ 500.31
AC10	3.5	210	1.5	£483.30	€ 546.12	£531.29	€ 600.36
AC11	4.9	75	0.75	£623.67	€ 704.75	£400.19	€ 452.22
AC12	4.9	110	1.1	£444.10	€ 501.83	£442.75	€ 500.31
AC13	4.9	150	1.5	£483.30	€ 546.12	£534.60	€ 604.10
AC14	4.9	210	2.2	£553.64	€ 625.61	£496.79	€ 561.37
AC15	6	90	1.1	£444.10	€ 501.83	£442.75	€ 500.31
AC16	6	120	1.5	£483.30	€ 546.12	£534.60	€ 604.10
AC17	6	180	2.2	£553.64	€ 625.61	£496.79	€ 561.37
AC18	6	210	3	£601.87	€ 680.11	£534.60	€ 604.10
AC19	7	75	1.1	£444.10	€ 501.83	£442.75	€ 500.31
AC20	7	100	1.5	£483.30	€ 546.12	£534.60	€ 604.10
AC21	7	150	2.2	£553.79	€ 625.78	£496.79	€ 561.37
AC22	7	210	3	£637.97	€ 720.91	£534.60	€ 604.10
AC23	9	80	1.5	£483.30	€ 546.12	£534.60	€ 604.10
AC24	9	120	2.2	£553.79	€ 625.78	£496.79	€ 561.37
AC25	9	165	3	£601.85	€ 680.09	£534.60	€ 604.10
AC26	9	190	4	N/A	N/A	£583.04	€ 658.84
AC27	11	65	1.5	£483.30	€ 546.12	£534.60	€ 604.10
AC28	11	100	2.2	£553.64	€ 625.61	£496.79	€ 561.37
AC29	11	130	3	£601.15	€ 679.30	£534.60	€ 604.10
AC30	11	180	4	N/A	N/A	£583.04	€ 658.84
AC31	14	75	2.2	£553.64	€ 625.61	£496.79	€ 561.37
AC32	14	100	3	£601.87	€ 680.11	£534.60	€ 604.10
AC33	14	145	4	N/A	N/A	£583.04	€ 658.84



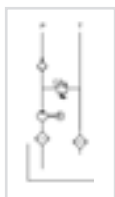
STEP 2
SELECT VOLTAGE
EG:3PH
£0.00

COSTING CODE	MOTOR VOLTAGE	NETT. PRICE	
		£ STERLING	€ EUROS
3PH	Three phase 415v	£0.00	€ 0.00
1PH	Single phase 240v	£0.00	€ 0.00
1PH110V	Single phase 110v	POA	POA
3PH110V	Three phase 110v	POA	POA
PD	Pulley driven c/w 100mm pulley	£175.95	€ 198.82
XXX	Not required	£0.00	€ 0.00



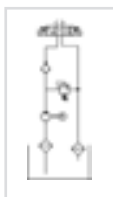
K1 - Typical Circuit

AC AND/OR DOUBLE ACTING SOLENOID OPERATED HYDRAULIC CIRCUIT.



K3 - Typical Circuit

PRESSURE AND FLOW REGULATED HYDRAULIC CIRCUIT.



K4 - Typical Circuit

SOLENOID HYDRAULIC CIRCUIT.

STEP 3
SELECT CIRCUIT
EG:K3
£0.00

COSTING CODE	CIRCUITS AVAILABLE		NETT. PRICE	
			£ STERLING	€ EUROS
K1	Single acting circuit	K1 Circuit	£0.00	€ 0.00
K3	Double acting circuit.	K3 Circuit	£0.00	€ 0.00
K3	P and T ports only circuit.	K3 Circuit	£0.00	€ 0.00
K3	Cetop valve circuits	K3 Circuit	£0.00	€ 0.00
K4	Lever valve circuits.	K4 Circuit	£0.00	€ 0.00



STEP 4
SELECT MANIFOLD
EG: 32
£92.22

COSTING CODE	MANIFOLDS AVAILABLE	NETT. PRICE	
		£ STERLING	€ EUROS
31	1 station cetop 3 manifold	£49.45	€ 55.88
32	2 station cetop 3 manifold	£97.75	€ 110.46
33	3 station cetop 3 manifold	£148.36	€ 167.64
XXX	Not required	£0.00	€ 0.00



If using 10 litre reservoir or larger complete with 1-3 station cetop 3 manifold then you need the above manifold. If using 8 litre or smaller reservoir this manifold above is not needed.

STEP 5
SELECT MANIFOLD
EG: 42
£78.11

COSTING CODE	MANIFOLD NEEDED	NETT. PRICE	
		£ STERLING	€ EUROS
42	4210	£82.80	€ 93.56
XXX	Not required	£0.00	€ 0.00

USE TECH. DATA SHEET PU1 FOR PRODUCTS ON THIS PAGE



STEP 6
SELECT SOLENOID VALVES
EG: NG6D + NG6D
£52.18+£52.18

USE TECH. DATA SHEET PU1 FOR PRODUCTS ON THIS PAGE

COSTING CODE	SOLENOID VALVES	NETT. PRICE	
		£ STERLING	€ EUROS
NG6D	FLOWFIT NG6 D/ACTING VALVE AC/DC ANY SPOOL	£52.18	€ 58.97
NG6S	FLOWFIT NG6 S/ACTING VALVE AC/DC ANY SPOOL	£38.80	€ 43.84
NOV	FLOWFIT NORMALLY OPEN SINGLE ACTING AC/DC	£38.80	€ 43.84
NCV	FLOWFIT NORMALLY CLOSED SINGLE ACTING AC/DC	£52.18	€ 58.97
XX	Not required	£0.00	€ 0.00



STEP 7
SELECT MANUAL VALVES
EG: XXX
£0.00

COSTING CODE	MANUAL VALVES	NETT. PRICE	
		£ STERLING	€ EUROS
HD105	1 bank single acting lever valve 3 pos spring return.	£140.30	€ 158.54
HD106	1 bank double acting lever valve 3 pos spring return	£189.74	€ 214.41
HDS11/2	2 bank double acting lever valve 3 pos spring return	£183.59	€ 207.46
HDS11/3	3 bank double acting lever valve 3 pos spring return	£247.56	€ 279.75
HDS11/4	4 bank double acting lever valve 3 pos spring return	£313.88	€ 354.68
HDS11/5	5 bank double acting lever valve 3 pos spring return	£376.66	€ 425.63
HDS11/6	6 bank double acting lever valve 3 pos spring return	£440.63	€ 497.91
XXX	Not required	£0.00	€ 0.00



STEP 7
SELECT MANUAL VALVES
EG: XXX
£0.00

COSTING CODE	RESERVOIRS	NETT. PRICE	
		£ STERLING	€ EUROS
1.5PH	1.5litre plastic horizontal.	£34.68	€ 39.19
2.5PH	2.5litre plastic horizontal.	£36.80	€ 41.59
3.5PH	3.5litre plastic horizontal.	£40.24	€ 45.47
6PH	6 litre plastic horizontal.	£42.55	€ 48.08
5H	5 litre steel horizontal.	£64.40	€ 72.77
5V	5 litre steel vertical.	£64.40	€ 72.77
8H	8 litre steel horizontal.	£67.85	€ 76.67
8V	8 litre steel vertical.	£67.85	€ 76.67
10H	10 litre steel horizontal.	£106.94	€ 120.85
12V	12 litre steel vertical.	£128.79	€ 145.53
15V	15 litre steel vertical.	£154.09	€ 174.12
18H	18 litre steel horizontal	£156.40	€ 176.74
20V	20 litre steel vertical	£142.59	€ 161.13
30V	30 litre steel vertical.	£183.99	€ 207.91
55V	55 litre steel vertical	£235.73	€ 266.38
75V	72 litre steel vertical.	£266.79	€ 301.47
100V	98 litre steel vertical	£315.10	€ 356.06
180V	160 litre steel vertical.	£411.70	€ 465.23
xxx	No tank required,neck and flange	£10.36	€ 11.70



8 litre steel horizontal

Plastic Cover

STEP 9
SELECT EXTRAS
EG: PG1
£22.44

www.flowfitonline.com
TECH. DATA SHEET
PU1

COSTING CODE	ADD ON EXTRAS	NETT. PRICE	
		£ STERLING	€ EUROS
PG1	PRESSURE GAUGE 0-1000PSI PLUS ISOLATOR	£22.44	€ 25.36
PG2	PRESSURE GAUGE 0-2000PSI PLUS ISOLATOR	£22.44	€ 25.36
PG3	PRESSURE GAUGE 0-3000PSI PLUS ISOLATOR	£22.44	€ 25.36
PG4	PRESSURE GAUGE 0-4000PSI PLUS ISOLATOR	£22.44	€ 25.36
SMB	Steel mounting bracket for fitting to central housing.	£10.92	€ 12.34
DCM	Plastic motor cover for DC motors.	£22.44	€ 25.36
XXX	Not required	£0.00	€ 0.00
PLUG	13 Amp plug c/w 2 metre cable	£32.25	€ 36.44

COSTING CODE	ADD ON EXTRAS	NETT. PRICE	
		£ STERLING	€ EUROS
EHP	Emergency handpump 1.5cc/rev fitted to housing K1 + K4	£44.85	€ 50.68
EHP1	Emergency handpump 1.5cc/rev fitted to housing K3	£85.10	€ 96.16
XXX	Not required	£0.00	€ 0.00

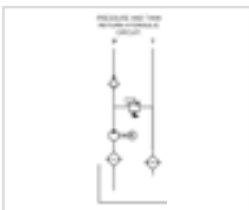
ALL POWER PACKS ARE FULLY ASSEMBLED AND TESTED. ISSUED WITH 12 MONTHS WARRANTY FROM INVOICE DATE

COSTING CODE	AC RANGE AIR BLOWN OIL COOLER	PRICE
COOLER	AC range air blown oil cooler	Dependent on application

FULL ORDER NUMBER FOR EXAMPLE SHOWN
AC1-3PH-K3-32
NG6D-NG6D-XXX-8H-PG1

UP100 READY BUILT IN STOCK

P+T CIRCUIT



Ideal if all you need is flow/pressure with tank return

www.flowfitonline.com
TECH. DATA SHEET
PU1



12VDC		P + T PORTS ONLY						
PT NO	KW	FLOW L/MIN	MAX P BAR	RESERVOIR SIZE LITRE	MOTOR TYPE	NETT. PRICE		
						£ STERLING	€ EUROS	
ZZ001469	1.7	3.7	200	5 litre horizontal	12VDC	£546.18	€ 617.18	
ZZ001470	1.7	3.7	200	8 litre horizontal	12VDC	£553.77	€ 625.75	
ZZ001471	1.7	4.9	175	8 litre horizontal	12VDC	£553.77	€ 625.75	
ZZ001472	1.7	4.9	175	10 litre horizontal	12VDC	£584.87	€ 660.90	
ZZ001473	1.7	9.5	100	15 litre vertical	12VDC	£635.68	€ 718.32	
ZZ001474	1.7	9.5	100	18 litre horizontal	12VDC	£640.99	€ 724.32	

FLOWFIT®



24VDC		P + T PORTS ONLY						www.flowfitonline.com TECH. DATA SHEET PU1	
PT NO	KW	FLOW L/MIN	MAX P BAR	RESERVOIR SIZE LITRE	MOTOR TYPE	NETT. PRICE			
							£ STERLING	€ EUROS	
ZZ001475	2.2	3.5	200	5 litre horizontal	24VDC		£546.19	€ 617.19	
ZZ001476	2.2	3.5	200	8 litre horizontal	24VDC		£553.77	€ 625.75	
ZZ001477	2.2	4.25	200	8 litre horizontal	24VDC		£553.77	€ 625.75	
ZZ001478	2.2	4.25	200	10 litre horizontal	24VDC		£585.22	€ 661.29	
ZZ001479	2.2	7.5	175	15 litre vertical	24VDC		£635.68	€ 718.32	
ZZ001480	2.2	7.5	175	18 litre horizontal	24VDC		£640.98	€ 724.31	

FLOWFIT®



110VAC		50HZ 1 PHASE P + T PORTS ONLY						www.flowfitonline.com TECH. DATA SHEET PU1	
PT NO	KW	HP	FLOW L/ MIN	MAX P BAR	RESERVOIR SIZE LITRE	MOTOR TYPE	NETT. PRICE		
							£ STERLING	€ EUROS	
ZZ001481	0.75	1	1.68	210	5 litre horizontal	110VAC	£540.88	€ 611.19	
ZZ001482	1.1	1.5	2.38	210	5 litre horizontal	110VAC	£595.48	€ 672.89	
ZZ001483	1.5	2	3.5	210	8 litre horizontal	110VAC	£606.11	€ 684.90	
ZZ001484	2.2	3	4.9	210	8 litre horizontal	110VAC	£765.40	€ 864.91	
ZZ001485	3	4	6	210	10 litre horizontal	110VAC	£875.39	€ 989.19	

FLOWFIT®



240VAC		50HZ 1 PHASE P + T PORTS ONLY						www.flowfitonline.com TECH. DATA SHEET PU1	
PT NO	KW	HP	FLOW L/ MIN	MAX P BAR	RESERVOIR SIZE LITRE	MOTOR TYPE	NETT. PRICE		
							£ STERLING	€ EUROS	
ZZ001486	0.75	1	1.68	210	5 litre horizontal	240VAC	£496.11	€ 560.61	
ZZ001487	1.1	1.5	2.38	210	5 litre horizontal	240VAC	£540.11	€ 610.33	
ZZ001488	1.5	2	3.5	210	8 litre horizontal	240VAC	£593.97	€ 671.19	
ZZ001489	2.2	3	4.9	210	8 litre horizontal	240VAC	£719.13	€ 812.61	
ZZ001490	3	4	6	210	10 litre horizontal	240VAC	£772.22	€ 872.61	

FLOWFIT®



415VAC		50HZ 3 PHASE P + T PORTS ONLY						www.flowfitonline.com TECH. DATA SHEET PU1	
PT NO	KW	HP	FLOW L/ MIN	MAX P BAR	RESERVOIR SIZE LITRE	MOTOR TYPE	NETT. PRICE		
							£ STERLING	€ EUROS	
ZZ001491	0.75	1	1.68	210	5 litre horizontal	415VAC	£417.98	€ 472.32	
ZZ001492	1.1	1.5	2.38	210	5 litre horizontal	415VAC	£440.73	€ 498.02	
ZZ001493	1.5	2	3.5	210	8 litre horizontal	415VAC	£474.11	€ 535.74	
ZZ001494	2.2	3	4.9	210	8 litre horizontal	415VAC	£503.69	€ 569.17	
ZZ001495	3	4	6	210	10 litre horizontal	415VAC	£603.07	€ 681.46	
ZZ001496	4	5.3	9.7	210	15 litre horizontal	415VAC	£707.00	€ 798.91	

FLOWFIT®



PETROL		Loncin							www.flowfitonline.com TECH. DATA SHEET PU2	
PT NO	ENGINE TYPE	KW 3600 RPM	HP 3600 RPM	FLOW RATE + MAX PSI	ENGINE START	PUMP TYPE	OIL ALERT YES/NO	DIMENSION L X W X H (MM)	NETT. PRICE	
									£ STERLING	€ EUROS
ZZ001624	Loncin	4.8	6.5	11.5 L/MIN @ 2900 PSI/200 BAR	Pull	Gear	yes	1015 x 385 x 600	£1,289.59	€ 1,457.23
ZZ001625	Loncin	6.7	9	15.8 L/MIN @ 2900 PSI/200 BAR	Pull	Gear	yes	1015 x 385 x 600	£1,426.12	€ 1,611.52
ZZ001626	Loncin	9.6	13	24 L/MIN @ 2900 PSI/200 BAR	Pull	Gear	yes	1015 x 385 x 600	£1,479.22	€ 1,671.52



www.flowfitonline.com
TECH. DATA SHEET
PU3

DIESEL		HATZ		P + T PORTS ONLY						
PT NO	ENGINE TYPE	KW 3000 RPM	HP 3000 RPM	FLOW RATE + MAX PSI	ENGINE START	PUMP TYPE	OIL ALERT YES/NO	DIMENSION L X W XH (MM)	NETT. PRICE	
								£ STERLING	€ EUROS	
ZZ001422	Hatz	7.4	10	18 L/MIN @ 2900 PSI/200 BAR	Electric start Manual stop	Gear	yes	1015 x 385 x 600	£3,337.72	€ 3,771.62
ZZ001627	Hatz	14.7	19.7	36 L/MIN @ 2900 PSI/200 BAR	Electric start Manual stop	Gear	yes	1015 X 385 X 600	£6,068.58	€ 6,857.50



www.flowfitonline.com
TECH. DATA SHEET
PU4

BELT DRIVEN		P + T PORTS ONLY					
PT NO	PUMP FLOW AT 1000 L/MIN	PUMP FLOW AT 3600RPM	MAX P BAR	RESERVOIR SIZE LITRE	NETT. PRICE		
						£ STERLING	€ EUROS
ZZ001621	1.2	4.3	210	8 Horizontal	£454.39	€ 513.46	
ZZ001622	2.5	9	210	15 Horizontal	£536.32	€ 606.04	
ZZ001623	3.5	12.6	210	18 Horizontal	£551.50	€ 623.19	



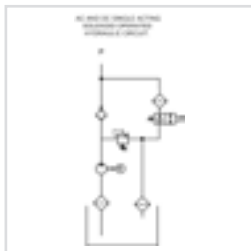
READY BUILT IN STOCK SINGLE ACTING POWERUNIT

TO OPERATE A SINGLE ACTING CYLINDER ON ANY TRAILER OR TIPPER APPLICATIONS COMPLETE WITH TWO BUTTON PENDENT

12VDC



www.flowfitonline.com
TECH. DATA SHEET
PU5



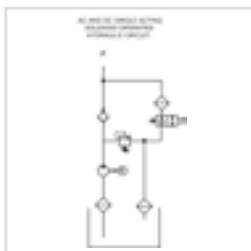
- 12vdc powerunit.
- 2.1cc/rev gear pump.
- 1.6kw 12vdc electric motor c/w relay and plastic motor cover.
- 4.3 litre reservoir c/w drain plug.
- Reservoir c/w suction strainer, return oil conveyor and filler breather
- Horizontal mounting Max pressure 220 bar.
- Max flow 4 l/min at 220 bar.
- Main relief valve adjustable from 50 - 220 bar.
- 12vdc let down valve, relief and P line check.
- Suitable for all single acting applications.
- 2 Button pendent on a 4 metre lead.

PT NO	FLOW L/MIN	MAX P BAR	MOTOR SIZE KW	MOTOR TYPE	NETT. PRICE	
					£ STERLING	€ EUROS
ZZ001974	4	220	1.6	12VDC	£312.82	€ 353.48

24VDC



www.flowfitonline.com
TECH. DATA SHEET
PU5



- 24vdc powerunit.
- 2.1cc/rev gear pump.
- 2kw 24vdc electric motor c/w relay and plastic motor cover.
- 4.3 litre reservoir c/w drain plug.
- Reservoir c/w suction strainer, return oil conveyor and filler breather
- Horizontal mounting Max pressure 220 bar.
- Max flow 4 l/min at 220 bar.
- Main relief valve adjustable from 50 - 220 bar.
- 24vdc let down valve, relief and P line check.
- Suitable for all single acting applications.
- 2 Button pendent on a 4 metre lead.

PT NO	FLOW L/MIN	MAX P BAR	MOTOR SIZE KW	MOTOR TYPE	NETT. PRICE	
					£ STERLING	€ EUROS
ZZ001648	4	220	2	24VDC	£341.72	€ 386.15

FLOWFIT®



12VDC		SINGLE ACTING SOLENOID OPERATED						
PT NO	KW	FLOW L/MIN	MAX P BAR	RESERVOIR SIZE LITRE	MOTOR TYPE	NETT. PRICE		
						£ STERLING	€ EUROS	
ZZ001497	1.7	3.7	200	5 litre horizontal	12VDC	£632.85	€ 715.12	
ZZ001498	1.7	3.7	200	8 litre horizontal	12VDC	£606.09	€ 684.88	
ZZ001499	1.7	4.9	175	8 litre horizontal	12VDC	£607.61	€ 686.60	
ZZ001500	1.7	4.9	175	10 litre horizontal	12VDC	£643.27	€ 726.90	
ZZ001501	1.7	9.5	100	15 litre vertical	12VDC	£688.02	€ 777.47	
ZZ001502	1.7	9.5	100	18 litre horizontal	12VDC	£703.19	€ 794.61	

FLOWFIT®



12VDC		SINGLE ACTING SOLENOID OPERATED						
PT NO	KW	FLOW L/MIN	MAX P BAR	RESERVOIR SIZE LITRE	MOTOR TYPE	NETT. PRICE		
						£ STERLING	€ EUROS	
ZZ001503	1.7	3.7	200	5 litre horizontal	12VDC	£688.78	€ 778.32	
ZZ001504	1.7	3.7	200	8 litre horizontal	12VDC	£696.37	€ 786.89	
ZZ001505	1.7	4.9	175	8 litre horizontal	12VDC	£697.89	€ 788.62	
ZZ001506	1.7	4.9	175	10 litre horizontal	12VDC	£733.54	€ 828.90	
ZZ001507	1.7	9.5	100	15 litre vertical	12VDC	£779.06	€ 880.34	
ZZ001508	1.7	9.5	100	18 litre horizontal	12VDC	£794.23	€ 897.48	

FLOWFIT®



24VDC		SINGLE ACTING SOLENOID OPERATED						
PT NO	KW	FLOW L/MIN	MAX P BAR	RESERVOIR SIZE LITRE	MOTOR TYPE	NETT. PRICE		
						£ STERLING	€ EUROS	
ZZ001509	2.2	3.5	200	5 litre horizontal	24VDC	£600.03	€ 678.04	
ZZ001510	2.2	3.5	200	8 litre horizontal	24VDC	£608.37	€ 687.45	
ZZ001511	2.2	4.25	200	8 litre horizontal	24VDC	£609.89	€ 689.18	
ZZ001512	2.2	4.25	200	10 litre horizontal	24VDC	£644.79	€ 728.61	
ZZ001513	2.2	7.5	175	15 litre vertical	24VDC	£693.34	€ 783.47	
ZZ001514	2.2	7.5	175	18 litre horizontal	24VDC	£708.51	€ 800.62	

FLOWFIT®



24VDC		24VDC SINGLE ACTING MANUAL LEVER OPERATED						
PT NO	KW	FLOW L/MIN	MAX P BAR	RESERVOIR SIZE LITRE	MOTOR TYPE	NETT. PRICE		
						£ STERLING	€ EUROS	
ZZ001515	2.2	3.5	200	5 litre horizontal	24VDC	£690.34	€ 780.08	
ZZ001516	2.2	3.5	200	8 litre horizontal	24VDC	£697.89	€ 788.62	
ZZ001517	2.2	4.25	200	8 litre horizontal	24VDC	£697.89	€ 788.62	
ZZ001518	2.2	4.25	200	10 litre horizontal	24VDC	£734.29	€ 829.75	
ZZ001519	2.2	7.5	175	15 litre vertical	24VDC	£779.06	€ 880.34	
ZZ001514	2.2	7.5	175	18 litre horizontal	24VDC	£794.23	€ 897.48	

FLOWFIT®



110VAC		50HZ 1 PHASE SINGLE ACTING SOLENOID OPERATED						
PT NO	KW	HP	FLOW L/MIN	MAX P BAR	RESERVOIR SIZE LITRE	MOTOR TYPE	NETT. PRICE	
						£ STERLING	€ EUROS	
ZZ001524	0.75	1	1.68	210	5 litre horizontal	110VAC	£582.59	€ 658.32
ZZ001525	1.1	1.5	2.38	210	5 litre horizontal	110VAC	£675.14	€ 762.90
ZZ001526	1.5	2	3.5	210	8 litre horizontal	110VAC	£702.44	€ 793.76
ZZ001527	2.2	3	4.9	210	8 litre horizontal	110VAC	£787.40	€ 889.76
ZZ001528	3	4	6	210	10 litre horizontal	110VAC	£881.46	€ 996.05

USE TECH. DATA SHEET PU1 FOR PRODUCTS ON THIS PAGE



110VAC		50HZ 1 PHASE SINGLE ACTING MANUAL LEVER OPERATED						NETT. PRICE	
PT NO	KW	HP	FLOW L/MIN	MAX P BAR	RESERVOIR SIZE LITRE	MOTOR TYPE		£ STERLING	€ EUROS
ZZ001529	0.75	1	1.68	210	5 litre horizontal	110VAC		£650.10	€ 734.61
ZZ001530	1.1	1.5	2.38	210	5 litre horizontal	110VAC		£703.95	€ 795.46
ZZ001531	1.5	2	3.5	210	8 litre horizontal	110VAC		£762.37	€ 861.48
ZZ001532	2.2	3	4.9	210	8 litre horizontal	110VAC		£869.33	€ 982.34
ZZ001533	3	4	6	210	10 litre horizontal	110VAC		£939.12	€ 1,061.20



240VAC		50HZ 1 PHASE SINGLE ACTING SOLENOID OPERATED						NETT. PRICE	
PT NO	KW	HP	FLOW L/MIN	MAX P BAR	RESERVOIR SIZE LITRE	MOTOR TYPE		£ STERLING	€ EUROS
ZZ001534	0.75	1	1.68	210	5 litre horizontal	240VAC		£537.82	€ 607.74
ZZ001535	1.1	1.5	2.38	210	5 litre horizontal	240VAC		£581.07	€ 656.61
ZZ001536	1.5	2	3.5	210	8 litre horizontal	240VAC		£702.44	€ 793.76
ZZ001537	2.2	3	4.9	210	8 litre horizontal	240VAC		£763.71	€ 862.99
ZZ001538	3	4	6	210	10 litre horizontal	240VAC		£777.54	€ 878.62



240VAC		50HZ 1 PHASE SINGLE ACTING MANUAL LEVER OPERATED						NETT. PRICE	
PT NO	KW	HP	FLOW L/MIN	MAX P BAR	RESERVOIR SIZE LITRE	MOTOR TYPE		£ STERLING	€ EUROS
ZZ001539	0.75	1	1.68	210	5 litre horizontal	240VAC		£605.34	€ 684.04
ZZ001540	1.1	1.5	2.38	210	5 litre horizontal	240VAC		£649.35	€ 733.76
ZZ001541	1.5	2	3.5	210	8 litre horizontal	240VAC		£694.85	€ 785.18
ZZ001542	2.2	3	4.9	210	8 litre horizontal	240VAC		£821.54	€ 928.34
ZZ001543	3	4	6	210	10 litre horizontal	240VAC		£835.95	€ 944.62



415VAC		50HZ 3 PHASE SINGLE ACTING SOLENOID OPERATED						NETT. PRICE	
PT NO	KW	HP	FLOW L/MIN	MAX P BAR	RESERVOIR SIZE LITRE	MOTOR TYPE		£ STERLING	€ EUROS
ZZ001544	0.75	1	1.68	210	5 litre horizontal	415VAC		£477.14	€ 539.17
ZZ001545	1.1	1.5	2.38	210	5 litre horizontal	415VAC		£495.36	€ 559.76
ZZ001546	1.5	2	3.5	210	8 litre horizontal	415VAC		£528.73	€ 597.46
ZZ001547	2.2	3	4.9	210	8 litre horizontal	415VAC		£557.55	€ 630.03
ZZ001548	3	4	6	210	10 litre horizontal	415VAC		£609.14	€ 688.33
ZZ002674	1.1	1.5	6.48	210	12 litre vertical	415 VAC		£605.34	€ 684.04
ZZ001549	4	5.3	9.7	210	15 litre vertical	415VAC		£576.52	€ 651.47



415VAC		50HZ 3 PHASE SINGLE ACTING MANUAL LEVER OPERATED						NETT. PRICE	
PT NO	KW	HP	FLOW L/MIN	MAX P BAR	RESERVOIR SIZE LITRE	MOTOR TYPE		£ STERLING	€ EUROS
ZZ001550	0.75	1	1.68	210	5 Horizontal	415VAC		£532.52	€ 601.75
ZZ001551	1.1	1.5	2.38	210	5 Horizontal	415VAC		£549.97	€ 621.47
ZZ001552	1.5	2	3.5	210	8 Horizontal	415VAC		£575.00	€ 649.75
ZZ001553	2.2	3	4.9	210	8 Horizontal	415VAC		£605.34	€ 684.04
ZZ001554	3	4	6	210	10 Horizontal	415VAC		£667.56	€ 754.34
ZZ001555	4	5.3	9.7	210	15 Vertical	415VAC		£727.48	€ 822.05


USE TECH. DATA SHEET PU1 FOR PRODUCTS ON THIS PAGE

FLOWFIT®



PETROL		LONCIN							SINGLE ACTING POWERUNIT		www.flowfitonline.com TECH. DATA SHEET PU2	
PT NO	ENGINE TYPE	KW 3600 RPM	HP 3600 RPM	FLOW RATE + MAX PSI	ENGINE START	PUMP TYPE	OIL ALERT YES/NO	DIMENSION L X W X H (MM)	NETT. PRICE			
									£ STERLING	€ EUROS		
ZZ001362	Loncin	4.8	6.5	11.5 L/MIN @ 2900 PSI/200 BAR	Pull	Gear	yes	1015 x 385 x 600	£1,354.05	€ 1,530.08		
ZZ001363	Loncin	6.7	9	15.8 L/MIN @ 2900 PSI/200 BAR	Pull	Gear	yes	1015 x 385 x 600	£1,228.17	€ 1,387.83		
ZZ001364	Loncin	9.6	13	24 L/MIN @ 2900 PSI/200 BAR	Pull	Gear	yes	1015 x 385 x 600	£1,339.54	€ 1,513.68		

FLOWFIT®



DIESEL		HATZ							SINGLE ACTING POWERUNIT		www.flowfitonline.com TECH. DATA SHEET PU6	
PT NO	ENGINE TYPE	KW 3000 RPM	HP 3000 RPM	FLOW RATE + MAX PSI	ENGINE START	PUMP TYPE	OIL ALERT YES/NO	DIMENSION L X W X H (MM)	NETT. PRICE			
									£ STERLING	€ EUROS		
ZZ001422	Hatz	7.4	10	18 L/MIN @ 2900 PSI/200 BAR	Electric start Manual stop	Gear	yes	1015 x 385 x 600	£3,337.72	€ 3,771.62		
ZZ001628	Hatz	14.7	19.7	36 L/MIN @ 2900 PSI/200 BAR	Electric start Manual stop	Gear	yes	1015 X 385 X 600	£6,068.58	€ 6,857.50		

FLOWFIT®



BELT DRIVEN		SINGLE ACTING POWERUNIT SOLENOID RELEASE					www.flowfitonline.com TECH. DATA SHEET PU7	
PT NO		PUMP FLOW AT 1000 L/MIN	PUMP FLOW AT 3600RPM	MAX P BAR	RESERVOIR SIZE LITRE	NETT. PRICE		
						£ STERLING	€ EUROS	
ZZ001630		1.2	4.3	210	8 Horizontal	£558.31	€ 630.89	
ZZ001631		2.5	9	210	15 Vertical	£640.24	€ 723.47	
ZZ001632		3.5	12.6	210	18 Horizontal	£656.92	€ 742.32	

FLOWFIT®



BELT DRIVEN		SINGLE ACTING POWERUNIT MANUAL LEVER RELEASE					www.flowfitonline.com TECH. DATA SHEET PU7	
PT NO		PUMP FLOW AT 1000 L/MIN	PUMP FLOW AT 3600RPM	MAX P BAR	RESERVOIR SIZE LITRE	NETT. PRICE		
						£ STERLING	€ EUROS	
ZZ001634		1.2	4.3	210	8 Horizontal	£571.21	€ 645.47	
ZZ001635		2.5	9	210	15 Vertical	£650.85	€ 735.46	
ZZ001636		3.5	12.6	210	18 Horizontal	£658.44	€ 744.04	

UP100 READY BUILT IN STOCK DOUBLE ACTING CIRCUIT

IDEAL FOR OPERATING A DOUBLE ACTING CIRCUIT, OR A HYDRAULIC MOTOR.

FLOWFIT®



12VDC		DOUBLE ACTING SOLENOID OPERATED					www.flowfitonline.com TECH. DATA SHEET PU1	
PT NO	KW	FLOW L/MIN	MAX P BAR	RESERVOIR SIZE LITRE	MOTOR TYPE	NETT. PRICE		
						£ STERLING	€ EUROS	
ZZ001556	1.7	3.7	200	5 litre horizontal	12VDC	£682.72	€ 771.48	
ZZ001557	1.7	3.7	200	8 litre horizontal	12VDC	£762.37	€ 861.48	
ZZ001558	1.7	4.9	175	8 litre horizontal	12VDC	£763.88	€ 863.18	
ZZ001559	1.7	4.9	175	10 litre horizontal	12VDC	£798.02	€ 901.76	
ZZ001560	1.7	9.5	100	15 litre vertical	12VDC	£842.77	€ 952.33	
ZZ001561	1.7	9.5	100	18 litre horizontal	12VDC	£855.67	€ 966.91	

FLOWFIT®



12VDC		DOUBLE ACTING MANUAL LEVER OPERATED					NETT. PRICE	
PT NO	KW	FLOW L/MIN	MAX P BAR	RESERVOIR SIZE LITRE	MOTOR TYPE	£ STERLING	€ EUROS	
ZZ001562	1.7	3.7	200	5 litre horizontal	12VDC	£688.79	€ 778.33	
ZZ001563	1.7	3.7	200	8 litre horizontal	12VDC	£696.38	€ 786.91	
ZZ001564	1.7	4.9	175	8 litre horizontal	12VDC	£697.89	€ 788.62	
ZZ001565	1.7	4.9	175	10 litre horizontal	12VDC	£732.79	€ 828.05	
ZZ001566	1.7	9.5	100	15 litre vertical	12VDC	£777.54	€ 878.62	
ZZ001567	1.7	9.5	100	18 litre horizontal	12VDC	£795.74	€ 899.19	

FLOWFIT®



24VDC		DOUBLE ACTING SOLENOID OPERATED					NETT. PRICE	
PT NO	KW	FLOW L/MIN	MAX P BAR	RESERVOIR SIZE LITRE	MOTOR TYPE	£ STERLING	€ EUROS	
ZZ001568	2.2	3.5	200	5 litre horizontal	24VDC	£696.38	€ 786.91	
ZZ001569	2.2	3.5	200	8 litre horizontal	24VDC	£775.27	€ 876.06	
ZZ001570	2.2	4.25	200	8 litre horizontal	24VDC	£791.95	€ 894.90	
ZZ001571	2.2	4.25	200	10 litre horizontal	24VDC	£814.72	€ 920.63	
ZZ001572	2.2	7.5	175	15 litre vertical	24VDC	£855.67	€ 966.91	
ZZ001573	2.2	7.5	175	18 litre horizontal	24VDC	£877.67	€ 991.77	

FLOWFIT®



24VDC		DOUBLE ACTING MANUAL LEVER OPERATED					NETT. PRICE	
PT NO	KW	FLOW L/MIN	MAX P BAR	RESERVOIR SIZE LITRE	MOTOR TYPE	£ STERLING	€ EUROS	
ZZ001574	2.2	3.5	200	5 litre horizontal	24VDC	£689.55	€ 779.19	
ZZ001575	2.2	3.5	200	8 litre horizontal	24VDC	£693.35	€ 783.48	
ZZ001584	2.2	4.25	200	8 litre horizontal	24VDC	£693.35	€ 783.48	
ZZ001585	2.2	4.25	200	10 litre horizontal	24VDC	£732.04	€ 827.20	
ZZ001586	2.2	7.5	175	15 litre vertical	24VDC	£779.06	€ 880.34	
ZZ001587	2.2	7.5	175	18 litre horizontal	24VDC	£782.08	€ 883.75	

FLOWFIT®



110VAC		50HZ 1 PHASE DOUBLE ACTING SOLENOID OPERATED						NETT. PRICE	
PT NO	KW	HP	FLOW L/MIN	MAX P BAR	RESERVOIR SIZE LITRE	MOTOR TYPE	£ STERLING	€ EUROS	
ZZ001588	0.75	1	1.68	210	5 litre horizontal	110VAC	£633.40	€ 715.75	
ZZ001589	1.1	1.5	2.38	210	5 litre horizontal	110VAC	£687.27	€ 776.62	
ZZ001590	1.5	2	3.5	210	8 litre horizontal	110VAC	£854.79	€ 965.92	
ZZ001591	2.2	3	4.9	210	8 litre horizontal	110VAC	£843.55	€ 953.21	
ZZ001592	3	4	6	210	10 litre horizontal	110VAC	£965.67	€ 1,091.21	

FLOWFIT®



110VAC		50HZ 1 PHASE DOUBLE ACTING MANUAL LEVER OPERATED						NETT. PRICE	
PT NO	KW	HP	FLOW L/MIN	MAX P BAR	RESERVOIR SIZE LITRE	MOTOR TYPE	£ STERLING	€ EUROS	
ZZ001593	0.75	1	1.68	210	5 litre horizontal	110VAC	£653.13	€ 738.04	
ZZ001594	1.1	1.5	2.38	210	5 litre horizontal	110VAC	£678.86	€ 767.11	
ZZ001595	1.5	2	3.5	210	8 litre horizontal	110VAC	£771.47	€ 871.76	
ZZ001596	2.2	3	4.9	210	8 litre horizontal	110VAC	£863.47	€ 975.72	
ZZ001597	3	4	6	210	10 litre horizontal	110VAC	£997.52	€ 1,127.20	

FLOWFIT®



240VAC		240VAC 50HZ 1 PHASE DOUBLE ACTING SOLENOID OPERATED						NETT. PRICE	
PT NO	KW	HP	FLOW L/MIN	MAX P BAR	RESERVOIR SIZE LITRE	MOTOR TYPE	£ STERLING	€ EUROS	
ZZ001598	0.75	1	1.68	210	5 litre horizontal	240VAC	£635.68	€ 718.32	
ZZ001599	1.1	1.5	2.38	210	5 litre horizontal	240VAC	£705.48	€ 797.20	
ZZ001600	1.5	2	3.5	210	8 litre horizontal	240VAC	£731.27	€ 826.34	
ZZ001601	2.2	3	4.9	210	8 litre horizontal	240VAC	£857.94	€ 969.48	
ZZ001602	3	4	6	210	10 litre horizontal	240VAC	£1,011.18	€ 1,142.63	

USE TECH. DATA SHEET PU1 FOR PRODUCTS ON THIS PAGE

FLOWFIT®



240VAC		50HZ 1 PHASE DOUBLE ACTING MANUAL LEVER OPERATED					www.flowfitonline.com TECH. DATA SHEET PU1	
PT NO	KW	HP	FLOW L/MIN	MAX P BAR	RESERVOIR SIZE LITRE	MOTOR TYPE	NETT. PRICE	
							£ STERLING	€ EUROS
ZZ001603	0.75	1	1.68	210	5 litre horizontal	240VAC	£608.38	€ 687.47
ZZ001604	1.1	1.5	2.38	210	5 litre horizontal	240VAC	£678.18	€ 766.34
ZZ001605	1.5	2	3.5	210	8 litre horizontal	240VAC	£703.67	€ 795.15
ZZ001606	2.2	3	4.9	210	8 litre horizontal	240VAC	£829.88	€ 937.77
ZZ001607	3	4	6	210	10 litre horizontal	240VAC	£889.05	€ 1,004.63

FLOWFIT®



415VAC		50HZ 3 PHASE DOUBLE ACTING SOLENOID OPERATED					www.flowfitonline.com TECH. DATA SHEET PU1	
PT NO	KW	HP	FLOW L/MIN	MAX P BAR	RESERVOIR SIZE LITRE	MOTOR TYPE	NETT. PRICE	
							£ STERLING	€ EUROS
ZZ001608	0.75	1	1.68	210	5 litre horizontal	415VAC	£515.10	€ 582.06
ZZ001609	1.1	1.5	2.38	210	5 litre horizontal	415VAC	£533.28	€ 602.60
ZZ001610	1.5	2	3.5	210	8 litre horizontal	415VAC	£565.14	€ 638.61
ZZ001611	2.2	3	4.9	210	8 litre horizontal	415VAC	£593.97	€ 671.19
ZZ001612	3	4	6	210	10 litre horizontal	415VAC	£694.10	€ 784.33
ZZ002674	1.1	1.5	6.48	210	12 litre horizontal	415VAC	£605.34	€ 684.04
ZZ001613	4	5.3	9.7	210	15 litre vertical	415VAC	£799.54	€ 903.48

FLOWFIT®



415VAC		50HZ 3 PHASE DOUBLE ACTING MANUAL LEVER OPERATED					www.flowfitonline.com TECH. DATA SHEET PU1	
PT NO	KW	HP	FLOW L/MIN	MAX P BAR	RESERVOIR SIZE LITRE	MOTOR TYPE	NETT. PRICE	
							£ STERLING	€ EUROS
ZZ001614	0.75	1	1.68	210	5 litre horizontal	415VAC	£534.80	€ 604.33
ZZ001615	1.1	1.5	2.38	210	5 litre horizontal	415VAC	£553.00	€ 624.89
ZZ001616	1.5	2	3.5	210	8 litre horizontal	415VAC	£559.09	€ 631.77
ZZ001617	2.2	3	4.9	210	8 litre horizontal	415VAC	£613.70	€ 693.48
ZZ001618	3	4	6	210	10 litre horizontal	415VAC	£722.92	€ 816.90
ZZ001619	4	5.3	9.7	210	15 litre vertical	415VAC	£855.87	€ 967.13

FLOWFIT®



PETROL		DOUBLE ACTING POWERUNIT							www.flowfitonline.com TECH. DATA SHEET PU2	
PT NO	ENGINE TYPE	KW 3600 RPM	HP 3600 RPM	FLOW RATE + MAX PSI	ENGINE START	PUMP TYPE	OIL ALERT YES/NO	DIMENSION L X W X H (MM)	NETT. PRICE	
									£ STERLING	€ EUROS
ZZ001637	Loncin	4.8	6.5	11.5 L/MIN @ 2900 PSI/200 BAR	Pull	Gear	yes	1015 x 385 x 600	£1,289.59	€ 1,457.23
ZZ001638	Loncin	6.7	9	15.8 L/MIN @ 2900 PSI/200 BAR	Pull	Gear	yes	1015 x 385 x 600	£1,426.12	€ 1,611.52
ZZ001639	Loncin	9.6	13	24 L/MIN @ 2900 PSI/200 BAR	Pull	Gear	yes	1015 x 385 x 600	£1,479.22	€ 1,671.52

FLOWFIT®



DIESEL		DOUBLE ACTING POWERUNIT							www.flowfitonline.com TECH. DATA SHEET PU6	
PT NO	ENGINE TYPE	KW 3000 RPM	HP 3000 RPM	FLOW RATE + MAX PSI	ENGINE START	PUMP TYPE	OIL ALERT YES/NO	DIMENSION L X W X H (MM)	NETT. PRICE	
									£ STERLING	€ EUROS
ZZ001422	Hatz	7.4	10	18 l/min @ 2900 psi/200 bar	Electric start Manual stop	Gear	yes	1015 x 385 x 600	£3,337.72	€ 3,771.62
ZZ001640	Hatz	14.7	19.7	36 L/MIN @ 2900 PSI/200 BAR	Electric start Manual stop	Gear	yes	1015 X 385 X 600	£6,068.58	€ 6,857.50



BELT DRIVEN	DOUBLE ACTING POWERUNIT SOLENOID POWERUNIT				www.flowfitonline.com TECH. DATA SHEET PU4		
	PT NO	PUMP FLOW AT 1000 L/MIN	PUMP FLOW AT 3600RPM	MAX P BAR	RESERVOIR SIZE LITRE	NETT. PRICE	
						£ STERLING	€ EUROS
ZZ001641	1.2	4.3	210	8 Horizontal	£541.63	€ 612.04	
ZZ001642	2.5	9	210	15 Horizontal	£620.51	€ 701.18	
ZZ001643	3.5	12.6	210	18 Horizontal	£631.12	€ 713.17	



BELT DRIVEN	DOUBLE ACTING MANUAL LEVER RELEASE				www.flowfitonline.com TECH. DATA SHEET PU4		
	PT NO	PUMP FLOW AT 1000 L/MIN	PUMP FLOW AT 3600RPM	MAX P BAR	RESERVOIR SIZE LITRE	NETT. PRICE	
						£ STERLING	€ EUROS
ZZ001644	1.2	4.3	210	8 Horizontal	£570.45	€ 644.61	
ZZ001645	2.5	9	210	15 horizontal	£640.98	€ 724.31	
ZZ001646	3.5	12.6	210	18 Horizontal	£661.15	€ 747.10	

HF500 250 BAR POWER PACKS

The HF500 series of standard power packs is based on a range of 3phase motors from 2.2kw to 18.5kw. Supplied fully assembled and tested, these units offer pressures up to 250 bar and flows up to 133lpm. All components in stock ready to assemble for immediate delivery.

THE HF500 BASIC POWERUNIT STEP 1 CONSISTS OF:

- ELECTRIC MOTOR 415V 50HZ 3PH 4PL
- GALTECH AP200 OR AP300 GEAR PUMP
- FLOWFIT BELL HOUSING AND DRIVE COUPLING
- IKRON TANK TOP RETURN LINE FILTER 10 MICRON C/W VISUAL INDICATOR
- IKRON FILLER BREATHER AND IKRON SUCTION STRAINER 125 MICRON



TO GENERATE YOUR FULL ORDER NUMBER SELECT THE COSTING CODE OR EACH COMPONENT

EXAMPLE

STEP 1
SELECT MOTOR
EG: HF50053
£1,727.27

www.flowfitonline.com
TECH. DATA SHEET
PU8

FLOW	MAX PRESS BAR	MOTOR KW SIZE	PART NUMBER	NETT. PRICE	
				£ STERLING	€ EUROS
15.8	175	5.5	HF50010	£1,189.08	€ 1,343.66
15.8	235	7.5	HF50011	£1,241.97	€ 1,403.43
21.6	50	2.2	HF50012	£957.03	€ 1,081.45
21.6	90	4	HF50013	£1,043.03	€ 1,178.62
21.6	125	5.5	HF50014	£1,189.08	€ 1,343.66
21.6	170	7.5	HF50015	£1,241.97	€ 1,403.43
21.6	250	11	HF50016	£1,500.71	€ 1,695.80
27.2	40	2.2	HF50017	£957.03	€ 1,081.45
27.2	55	3	HF50018	£990.12	€ 1,118.84
27.2	70	4	HF50019	£1,043.03	€ 1,178.62
27.2	100	5.5	HF50020	£1,189.08	€ 1,343.66
27.2	135	7.5	HF50021	£1,241.97	€ 1,403.43
27.2	200	11	HF50022	£1,500.71	€ 1,695.80
30.2	40	2.2	HF50023	£957.03	€ 1,081.45
30.2	50	3	HF50024	£990.12	€ 1,118.84
30.2	64	4	HF50025	£1,043.03	€ 1,178.62
30.2	95	5.5	HF50026	£1,213.89	€ 1,371.70
30.2	130	7.5	HF50027	£1,241.97	€ 1,403.43
30.2	190	11	HF50028	£1,525.53	€ 1,723.85
30.2	250	15	HF50029	£1,583.51	€ 1,789.37
37.5	40	3	HF50030	£990.12	€ 1,118.84
37.2	55	4	HF50031	£1,043.03	€ 1,178.62
37.2	80	5.5	HF50032	£1,189.08	€ 1,343.66

STEP 1
CONTINUED

FLOW	MAX PRESS BAR	MOTOR KW SIZE	PART NUMBER	NETT. PRICE	
				£ STERLING	€ EUROS
37.2	105	7.5	HF50033	£1,241.97	€ 1,403.43
37.2	155	11	HF50034	£1,500.71	€ 1,695.80
37.2	210	15	HF50035	£1,583.51	€ 1,789.37
37.2	250	18.5	HF50036	£1,852.60	€ 2,093.44
44.6	45	4	HF50037	£1,583.51	€ 1,789.37
44.6	65	5.5	HF50038	£1,730.70	€ 1,955.70
44.6	85	7.5	HF50039	£1,784.75	€ 2,016.77
44.6	125	11	HF50040	£2,087.86	€ 2,359.28
53	40	4	HF50041	£1,583.51	€ 1,789.37
53	55	5.5	HF50042	£1,730.70	€ 1,955.70
53	75	7.5	HF50043	£1,784.75	€ 2,016.77
53	110	11	HF50044	£2,088.18	€ 2,359.64
53	150	15	HF50045	£2,175.75	€ 2,458.59
53	180	18.5	HF50046	£2,433.34	€ 2,749.67
64.8	40	5.5	HF50047	£1,730.70	€ 1,955.70
64.8	55	7.5	HF50048	£1,784.75	€ 2,016.77
64.8	80	11	HF50049	£2,088.36	€ 2,359.85
64.8	110	15	HF50050	£2,175.75	€ 2,458.59
64.8	140	18.5	HF50051	£2,433.34	€ 2,749.67
76.3	30	5.5	HF50052	£1,730.70	€ 1,955.70
76.3	45	7.5	HF50053	£1,727.27	€ 1,951.82
76.3	65	11	HF50054	£2,088.36	€ 2,359.85
76.3	100	15	HF50055	£2,175.75	€ 2,458.59
76.3	120	18.5	HF50056	£2,433.34	€ 2,749.67
90.7	40	7.5	HF50057	£1,727.27	€ 1,951.82
90.7	60	11	HF50058	£2,087.86	€ 2,359.28
90.7	80	15	HF50059	£2,175.75	€ 2,458.59
90.7	100	18.5	HF50060	£2,433.34	€ 2,749.67
108	35	7.5	HF50061	£1,727.27	€ 1,951.82
108	50	11	HF50062	£2,087.86	€ 2,359.28
108	70	15	HF50063	£2,175.75	€ 2,458.59
108	85	18.5	HF50064	£2,433.34	€ 2,749.67
133	40	11	HF50065	£2,087.86	€ 2,359.28
133	55	15	HF50066	£2,175.75	€ 2,458.59
133	70	18.5	HF50067	£2,433.34	€ 2,749.67



STEP 2
SELECT TANK
EG:J
£561.92

HYDRAULIC TANKS	COSTING CODE	PART NO	NETT. PRICE	
			£ STERLING	€ EUROS
30 LITRES CAPACITY	A	HF30	£157.65	€ 178.15
55 LITRES CAPACITY	B	HF55	£210.12	€ 237.44
72 LITRES CAPACITY	C	HF75	£241.14	€ 272.49
98 LITRES CAPACITY	D	HF100	£291.32	€ 329.19
160 LITRES CAPACITY	E	HF180	£390.46	€ 441.22
200 LITRES CAPACITY	F	HFSS200	£538.03	€ 607.98
250 LITRES CAPACITY	G	HFSS250	£731.70	€ 826.82
300 LITRES CAPACITY	H	HFSS300	£873.79	€ 987.38
400 LITRES CAPACITY	J	HFSS400	£561.92	€ 634.97
630 LITRES CAPACITY	K	HFSS630	£1,723.73	€ 1,947.81
800 LITRES CAPACITY	L	HFSS800	£1,925.60	€ 2,175.92

FITTED WITH FILTREC LEVEL INDICATOR.

USE TECH. DATA SHEET PU8 FOR PRODUCTS ON THIS PAGE



STEP 3
SELECT MANIFOLD
EG: XXX
£0.00

CETOP 3 MANIFOLDS	COSTING CODE	PART NO	NETT. PRICE	
			£ STERLING	€ EUROS
CETOP 3 1STN M/FOLD	31	MD-03P-1-G	£24.77	€ 27.99
CETOP 3 2STN M/FOLD	32	MD-03P-2-G	£45.41	€ 51.31
CETOP 3 3STN M/FOLD	33	MD-03P-3-G	£66.74	€ 75.41
CETOP 3 4STN M/FOLD	34	MD-03P-4-G	£90.82	€ 102.63
CETOP 3 5STN M/FOLD	35	MD-03P-5-G	£115.60	€ 130.63
CETOP 3 1STN M/FOLD C/W RV	31R	MD-03P-1-G-M26	£63.55	€ 71.81
CETOP 3 2STN M/FOLD C/W RV	32R	MD-03P-2-G-M26	£80.16	€ 90.58
CETOP 3 3STN M/FOLD C/W RV	33R	MD-03P-3-G-M26	£108.20	€ 122.27
CETOP 3 4STN M/FOLD C/W RV	34R	MD-03P-4-G-M26	£136.89	€ 154.68
CETOP 3 5STN M/FOLD C/W RV	35R	MD-03P-5-G-M26	£168.43	€ 190.33
NO MANIFOLD NEEDED	XXX		£0.00	€ 0.00
06 RV CARTRIDGE		VC0800/120	£22.32	€ 25.23



STEP 4
SELECT CETOP 3 VALVES
EG: XXX
£0.00

CETOP 3 VALVES	COSTING CODE	PART NO	NETT. PRICE	
			£ STERLING	€ EUROS
NG 6 D/ACTING VALVE		NG6D	£52.18	€ 58.97
NG 6 S/ACTING VALVE		NG6S	£38.80	€ 43.84
NO VALVES NEEDED		XXX	£0.00	€ 0.00



STEP 5
SELECT CETOP 5 MANIFOLD
EG: 51
£45.41

CETOP 5 MANIFOLDS	COSTING CODE	PART NO	NETT. PRICE	
			£ STERLING	€ EUROS
CETOP 5 1STN M/FOLD	51	MD-05P-1-G	£45.41	€ 51.31
CETOP 5 2STN M/FOLD	52	MD-05P-2-G	£90.82	€ 102.63
CETOP 5 3STN M/FOLD	53	MD-05P-3-G	£140.37	€ 158.61
CETOP 5 4STN M/FOLD	54	MD-05P-4-G	£187.84	€ 212.26
CETOP 5 5STN M/FOLD	55	MD-05P-5-G	£235.31	€ 265.90
CETOP 5 1STN M/FOLD C/W RV	51R	MD-05P-1-G-M32	£84.10	€ 95.03
CETOP 5 2STN M/FOLD C/W RV	52R	MD-05P-2-G-M32	£113.20	€ 127.91
CETOP 5 3STN M/FOLD C/W RV	53R	MD-05P-3-G-M32	£160.72	€ 181.61
CETOP 5 4STN M/FOLD C/W RV	54R	MD-05P-4-G-M32	£209.31	€ 236.52
CETOP 5 5STN M/FOLD C/W RV	55R	MD-05P-5-G-M32	£258.96	€ 292.62
NO MANIFOLD NEEDED	XXX		£0.00	€ 0.00
10 RV CARTRIDGE		VC1200/400	£41.59	€ 47.00



STEP 6
SELECT CETOP 5 VALVES
EG: NG10D
£96.33

CETOP 5 VALVES	COSTING CODE	PART NO	NETT. PRICE	
			£ STERLING	€ EUROS
NG 10 D/ACTING VALVE		NG10D	£96.33	€ 108.86
NG 10 S/ACTING VALVE		ND10S	£62.88	€ 71.05
NO VALVES NEEDED		XXX	£0.00	€ 0.00

USE TECH. DATA SHEET PU8 FOR PRODUCTS ON THIS PAGE




STEP 7
SELECT CETOP 7 MANIFOLD
EG: XXX
£0.00

CETOP 7 MANIFOLDS	COSTING CODE	PART NO	NETT. PRICE	
			£ STERLING	€ EUROS
CETOP 7 1STN M/FOLD	71	705161/1	£692.50	€ 782.52
CETOP 7 2STN M/FOLD	72	705161/2	£1,142.69	€ 1,291.24
CETOP 7 3STN M/FOLD	73	705161/3	£1,694.79	€ 1,915.11
NO MANIFOLD NEEDED	XXX		£0.00	€ 0.00



STEP 8
SELECT CETOP 7 VALVE
EG: XXX
£0.00

CETOP 7 VALVE PART NO REF HF50065/67	COSTING CODE	NETT. PRICE	
		£ STERLING	€ EUROS
NG 16 D/ACTING C/W NG6 PILOT VALVE	NG16D	£322.00	€ 363.86
NG 16 S/ACTING C/W NG6 PILOT VALVE	ND16S	£290.95	€ 328.77
NO VALVES NEEDED	XXX	£0.00	€ 0.00



STEP 9
SELECT DIRECTIONAL CONTROL VALVE
EG: XXX
£0.00

45LTR DIRECTIONAL CONTROL VALVE PART NO REF HF50010/40 HDM11P/HDM11S	COSTING CODE	PART NO	NETT. PRICE	
			£ STERLING	€ EUROS
3/8" 2 BANK D/ACTING S/RETURN VALVE	P2	HDM11P/2	£112.72	€ 127.37
3/8" 3 BANK D/ACTING S/RETURN VALVE	P3	HDM11P/3	£158.95	€ 179.61
3/8" 4 BANK D/ACTING S/RETURN VALVE	P4	HDM11P/4	£192.17	€ 217.15
3/8" 5 BANK D/ACTING S/RETURN VALVE	P5	HDM11P/5	£229.76	€ 259.62
3/8" 6 BANK D/ACTING S/RETURN VALVE	P6	HDM11P/6	£260.09	€ 293.90
1/2" 1 BANK D/ACTING S/RETURN VALVE	S1	HDM11S/1	£91.03	€ 102.87
1/2" 2 BANK D/ACTING S/RETURN VALVE	S2	HDM11S/2	£140.15	€ 158.37
1/2" 3 BANK D/ACTING S/RETURN VALVE	S3	HDM11S/3	£182.06	€ 205.72
1/2" 4 BANK D/ACTING S/RETURN VALVE	S4	HDM11S/4	£223.97	€ 253.08
1/2" 5 BANK D/ACTING S/RETURN VALVE	S5	HDM11S/5	£271.64	€ 306.95
1/2" 6 BANK D/ACTING S/RETURN VALVE	S6	HDM11S/6	£287.54	€ 324.92
70LTR DIRECTIONAL CONTROL VALVE				
PART NO REF HF50041/51				
HDM18				
1/2" 1 BANK D/ACTING S/RETURN VALVE	181	HDM18/1	£130.04	€ 146.95
1/2" 2 BANK D/ACTING S/RETURN VALVE	182	HDM18/2	£202.28	€ 228.58
1/2" 3 BANK D/ACTING S/RETURN VALVE	183	HDM18/3	£280.50	€ 316.96
1/2" 4 BANK D/ACTING S/RETURN VALVE	184	HDM18/4	£343.87	€ 388.58
100LTR DIRECTIONAL CONTROL VALVE				
PART NO REF CONV52/64				
3/4" 1 BANK D/ACTING S/RETURN VALVE	251	HDM25/1	£183.50	€ 207.35
3/4" 2 BANK D/ACTING S/RETURN VALVE	252	HDM25/2	£329.44	€ 372.26
NO VALVES NEEDED	XXX		£0.00	€ 0.00

USE TECH. DATA SHEET PU8 FOR PRODUCTS ON THIS PAGE

STEP 10
SELECT FILTRATION
 EG: XXF
 £0.00

FILTRATION	COSTING CODE	NETT. PRICE	
		£ STERLING	€ EUROS
NO EXTRA FILTRATION REQUIRED	XXF	£0.00	€ 0.00

STEP 11
SELECT CARTRIDGE VALVES
 EG: XXV
 £0.00

EXTRA CARTRIDGE VALVES	COSTING CODE	NETT. PRICE	
		£ STERLING	€ EUROS
NO EXTRA CARTRIDGE VALVES REQUIRED.	XXV	£0.00	€ 0.00



STEP 12
SELECT EXTRAS
 EG: PG1
 £21.17

COSTING CODE	ADD ON EXTRAS	NETT. PRICE	
		£ STERLING	€ EUROS
PG1	PRESSURE GAUGE 0-1000PSI PLUS ISOLATOR	£22.44	€ 25.36
PG2	PRESSURE GAUGE 0-2000PSI PLUS ISOLATOR	£22.44	€ 25.36
PG3	PRESSURE GAUGE 0-3000PSI PLUS ISOLATOR	£22.44	€ 25.36
PG4	PRESSURE GAUGE 0-4000PSI PLUS ISOLATOR	£22.44	€ 25.36
PG6	PRESSURE GAUGE 0-6000PSI PLUS ISOLATOR	£22.44	€ 25.36
XXX	NOT REQUIRED	£0.00	€ 0.00
PLUG	13 Amp plug c/w 2 metre cable	£32.25	€ 36.44

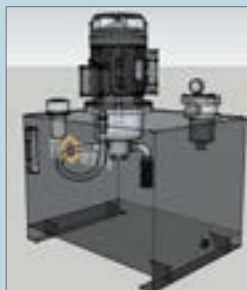
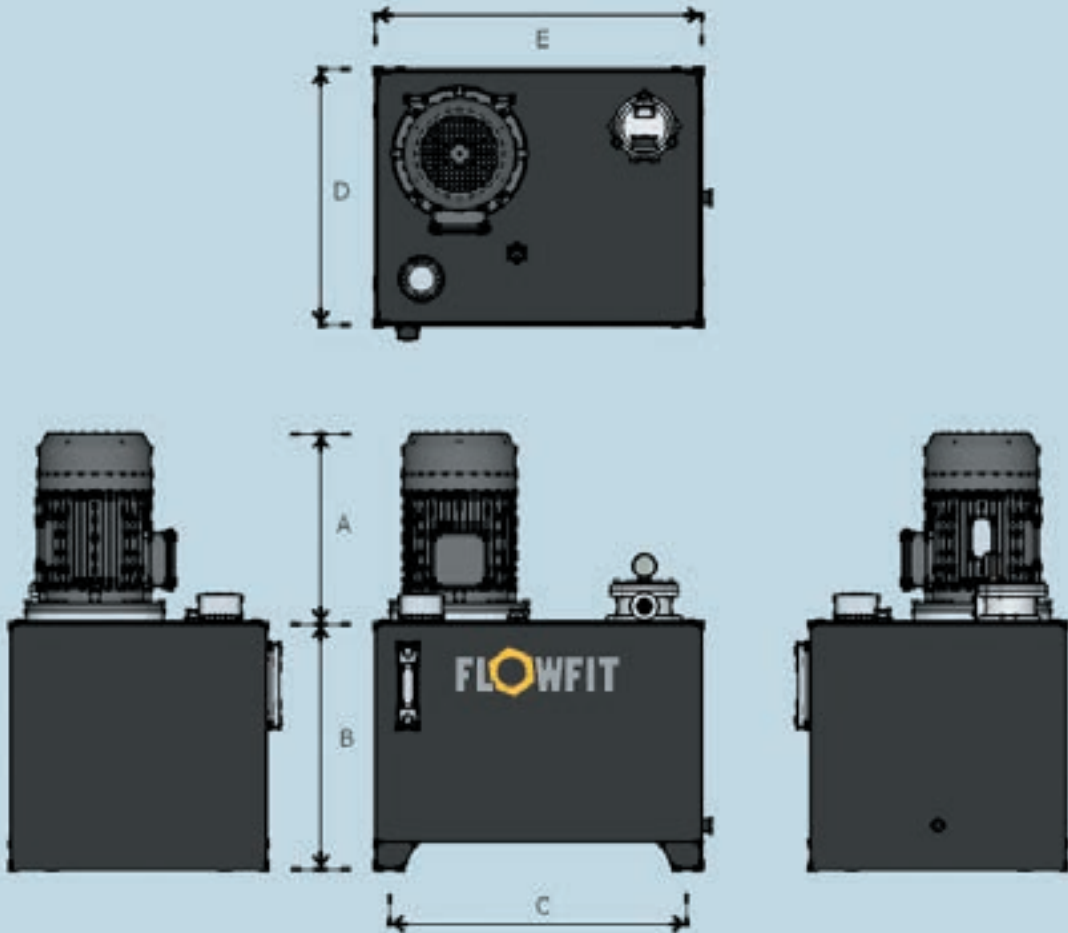
ALL POWER PACKS ARE FULLY ASSEMBLED AND TESTED. ISSUED WITH 12 MONTHS WARRANTY FROM INVOICE DATE

FULL ORDER NUMBER FOR EXAMPLE SHOWN
 HF50053-J-XXX-XXX-51-NG10-XXX-XXX-XXX-XXF-XXV-PG1

USE TECH. DATA SHEET PU8 FOR PRODUCTS ON THIS PAGE

DETAILS FOR INSTALLATION HF500

HF 500 Dimensions



THREE PHASE ELECTRIC MOTOR DIMENSION		
MOTOR	FRAME	A
2.2-4.0 KW	D100/D112	326/335
5.5-7.5 KW	D132	305/420
11-15 KW	D160	510
18.5-22 KW	D180	590
30 KW	D200	660
37-45 KW	D225	705
55 KW	D250	730

RESERVOIR DIMENSIONS				
TANK CAPACITY	B	C	D	E
39 Litre	335	428	375	470
58 Litre	365	548	470	600
75 Litre	455	548	470	600
100 Litre	505	625	520	675
165 Litre	555	755	620	805
200 Litre	560	820	640	900
250 Litre	580	930	690	1010
300 Litre	580	1070	700	1150
400 Litre	580	1434	735	1514
630 Litre	770	1434	945	1514

SINGLE PHASE ELECTRIC MOTOR DIMENSION		
MOTOR	FRAME	A
2.2	D100	320
3 KW	D112	340

HF600 350 BAR VARIABLE FLOW HIGH PRESSURE POWER PACKS

The HF600 series of standard power packs is based on a range of 3phase motors from 7.5kw to 22kw. Supplied fully assembled and tested. These units offer pressures up to 350 bar and flows up to 34.5 l/min, higher flow rates upon request. All components in stock ready to assemble.

THE HF600 BASIC POWERUNIT STEP 1 CONSISTS OF:

- ELECTRIC MOTOR 415V 50HZ 3PH 4PL
- KOMPASS VARIABLE DISPLACEMENT PRESSURE COMPENSATED PISTON PUMP
- FLOWFIT BELL HOUSING AND DRIVE COUPLING
- IKRON TANK TOP RETURN LINE FILTER 10 MICRON C/W VISUAL INDICATOR
- IKRON FILLER BREATHER AND IKRON SUCTION STRAINER 125 MICRON

**TO GENERATE YOUR FULL ORDER NUMBER
SELECT THE COSTING CODE OR EACH
COMPONENT**

EXAMPLE

STEP 1
SELECT FLOW
EG: HF6001
£3,219.94



www.flowfitonline.com
TECH. DATA SHEET
PU9

FLOW (VARIABLE DISPLACEMENT PRESSURE COMPENSATED PISTON PUMP)	COSTING CODE	MAX PRESS BAR	MOTOR KW SIZE	NETT. PRICE	
				£ STERLING	€ EUROS
24 L/MIN	HF6001	140	7.5	£3,219.94	€ 3,638.53
24 L/MIN	HF6002	250	11	£3,553.42	€ 4,015.36
24 L/MIN	HF6003	350	15KW	£3,651.17	€ 4,125.82
30 L/MIN	HF6004	140	11KW	£3,587.93	€ 4,054.36
30 L/MIN	HF6005	250	15.KW	£3,685.67	€ 4,164.81
30 L/MIN	HF6006	350	22KW	£4,053.67	€ 4,580.65
34.5 L/MIN	HF6007	140	11KW	£3,587.93	€ 4,054.36
34.5 L/MIN	HF6008	250	15KW	£3,685.67	€ 4,164.81
34.5 L/MIN	HF6009	350	22KW	£4,053.67	€ 4,580.65



STEP 2
SELECT TANK
EG: D
£291.32

HYDRAULIC TANKS	COSTING CODE	PART NO	NETT. PRICE	
			£ STERLING	€ EUROS
58 LITRES CAPACITY	B	HF55	£210.12	€ 237.44
75 LITRES CAPACITY	C	HF75	£241.14	€ 272.49
100 LITRES CAPACITY	D	HF100	£291.32	€ 329.19
165 LITRES CAPACITY	E	HF180	£390.46	€ 441.22
200 LITRES CAPACITY	F	HFSS200	£538.03	€ 607.98

FITTED WITH FILTREC LEVEL INDICATOR.



STEP 3
SELECT MANIFOLD
EG: 32
£45.41

CETOP 3 M/FOLD PART NO REF	COSTING CODE	PART NO	NETT. PRICE	
			£ STERLING	€ EUROS
CETOP 3 1STN M/FOLD	31	MD-03P-1-G	£24.77	€ 27.99
CETOP 3 2STN M/FOLD	32	MD-03P-2-G	£45.41	€ 51.31
CETOP 3 3STN M/FOLD	33	MD-03P-3-G	£66.74	€ 75.41
CETOP 3 4STN M/FOLD	34	MD-03P-4-G	£90.82	€ 102.63
CETOP 3 5STN M/FOLD	35	MD-03P-5-G	£115.54	€ 130.56
CETOP 3 1STN M/FOLD C/W RV	31R	MD-03P-1-G-M26	£63.56	€ 71.82
CETOP 3 2STN M/FOLD C/W RV	32R	MD-03P-2-G-M26	£80.16	€ 90.58
CETOP 3 3STN M/FOLD C/W RV	33R	MD-03P-3-G-M26	£108.20	€ 122.27
CETOP 3 4STN M/FOLD C/W RV	34R	MD-03P-4-G-M26	£136.89	€ 154.68
CETOP 3 5STN M/FOLD C/W RV	35R	MD-03P-5-G-M26	£168.43	€ 190.33
NO MANIFOLD NEEDED	XXX		£0.00	€ 0.00
RV CARTRIDGE	RV	VC0800/120	£22.32	€ 25.23



STEP 4
SELECT VALVES
EG: NG6S + NG6D
£38.80 + £52.18

CETOP 3 VALVES 315 BAR MAX PRESSURE	COSTING CODE	NETT. PRICE	
		£ STERLING	€ EUROS
NG 6 D/ACTING VALVE	NG6D	£52.18	€ 58.97
NG 6 S/ACTING VALVE	NG6S	£38.80	€ 43.84
NO VALVES NEEDED	XXX	£0.00	€ 0.00



STEP 5
SELECT DIRECTIONAL CONTROL VALVE
EG: XXX
£0.00

45LTR DIRECTIONAL CONTROL VALVE 400 BAR MAX PRESSURE HDM11P/HDM11S	COSTING CODE	PART NO	NETT. PRICE	
			£ STERLING	€ EUROS
3/8" 1 BANK D/ACTING S/RETURN VALVE	P1	HDM140/1	£48.15	€ 54.40
3/8" 2 BANK D/ACTING S/RETURN VALVE	P2	HDM11P/2	£112.72	€ 127.37
3/8" 3 BANK D/ACTING S/RETURN VALVE	P3	HDM11P/3	£158.95	€ 179.61
3/8" 4 BANK D/ACTING S/RETURN VALVE	P4	HDM11P/4	£192.17	€ 217.15
3/8" 5 BANK D/ACTING S/RETURN VALVE	P5	HDM11P/5	£229.76	€ 259.62
3/8" 6 BANK D/ACTING S/RETURN VALVE	P6	HDM11P/6	£260.09	€ 293.90
1/2" 1 BANK D/ACTING S/RETURN VALVE	S1	HDM11S/1	£91.03	€ 102.87
1/2" 2 BANK D/ACTING S/RETURN VALVE	S2	HDM11S/2	£140.15	€ 158.37
1/2" 3 BANK D/ACTING S/RETURN VALVE	S3	HDM11S/3	£182.06	€ 205.72
1/2" 4 BANK D/ACTING S/RETURN VALVE	S4	HDM11S/4	£223.97	€ 253.08
1/2" 5 BANK D/ACTING S/RETURN VALVE	S5	HDM11S/5	£271.64	€ 306.95
1/2" 6 BANK D/ACTING S/RETURN VALVE	S6	HDM11S/6	£287.54	€ 324.92
NO VALVES NEEDED	XXX		£0.00	€ 0.00



STEP 12
SELECT EXTRAS
EG:XXX
£0.00

ADD ON EXTRAS	COSTING CODE	NETT. PRICE	
		£ STERLING	€ EUROS
PRESSURE GAUGE 0-1000PSI PLUS ISOLATOR	PG1	£22.44	€ 25.36
PRESSURE GAUGE 0-2000PSI PLUS ISOLATOR	PG2	£22.44	€ 25.36
PRESSURE GAUGE 0-3000PSI PLUS ISOLATOR	PG3	£22.44	€ 25.36
PRESSURE GAUGE 0-4000PSI PLUS ISOLATOR	PG4	£22.44	€ 25.36
PRESSURE GAUGE 0-6000PSI PLUS ISOLATOR	PG6	£22.44	€ 25.36
PRESSURE GAUGE 0-10000PSI PLUS ISOLATOR	PG7	£22.44	€ 25.36
NOT REQUIRED	XXX	£0.00	€ 0.00

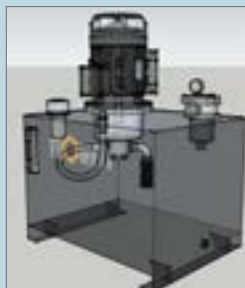
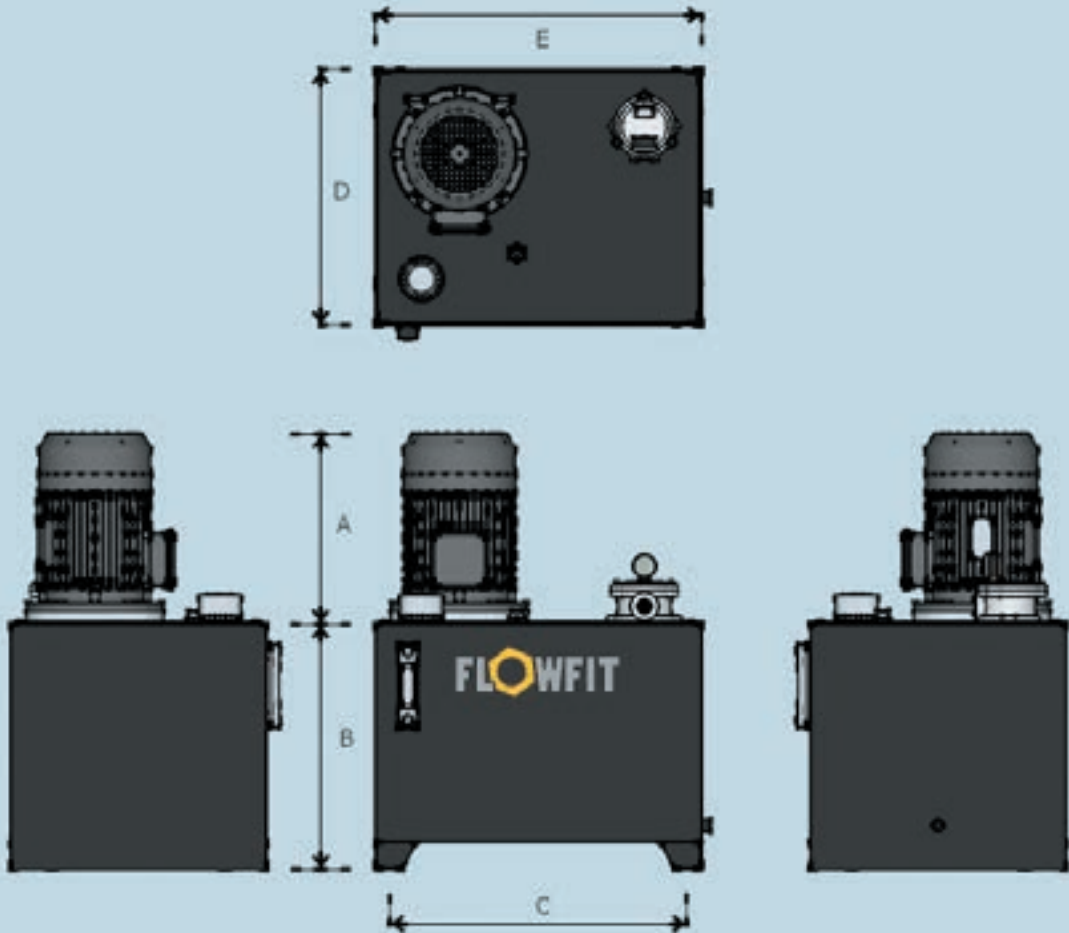
ALL POWER PACKS ARE FULLY ASSEMBLED AND TESTED. ISSUED WITH 12 MONTHS WARRANTY FROM INVOICE DATE

USE TECH. DATA SHEET PU9 FOR PRODUCTS ON THIS PAGE

FULL ORDER NUMBER FOR EXAMPLE SHOWN
HF6001 D 32
NG6S NG6D XXX XXX

DETAILS FOR INSTALLATION HF600

HF 500 Dimensions



THREE PHASE ELECTRIC MOTOR DIMENSION		
MOTOR	FRAME	A
2.2-4.0 KW	D100/D112	326/335
5.5-7.5 KW	D132	305/420
11-15 KW	D160	510
18.5-22 KW	D180	590
30 KW	D200	660
37-45 KW	D225	705
55 KW	D250	730


TANK DIMENSIONS				
TANK CAPACITY	B	C	D	E
39 Litre	335	428	375	470
58 Litre	365	548	470	600
75 Litre	455	548	470	600
100 Litre	505	625	520	675
165 Litre	555	755	620	805
200 Litre	560	820	640	900
250 Litre	580	930	690	1010
300 Litre	580	1070	700	1150
400 Litre	580	1434	735	1514
630 Litre	770	1434	945	1514

SINGLE PHASE ELECTRIC MOTOR DIMENSION		
MOTOR	FRAME	A
2.2	D100	320
3 KW	D112	340

UP50 MINI-FLOW HYDRAULIC POWER PACK

The UP50 series of standard power packs is based on a range of 12vdc, 24vdc, 48vdc, 240v 1 phase and 415v 3 phase motors from 0.12kw to 2.2kw. Supplied fully assembled and tested, these units offer pressures up to 230 bar and flows up to 4.75lpm. All components in stock ready to assemble for immediate delivery.

Mini hydraulic powerunits offering mini flows suitable for single acting, double acting, and fully reversible circuits.



Pumps: 0.25cc/rev-2.3cc/rev
 Flows: from 0.25 litre up to 4.75 l/min
 Working pressures: up to 230 bar.
 Tanks: 0.5litre up to 4 litre.

Electric motors
 12vdc: 350w-2000w
 24vdc: 400w-2500w
 48vdc: 2000w
 220/240v/ac: 120w-750w
 415v: 120w-750w
 110V: 120w-750w

All UP50 assembled powerunits come complete as standard with the following components.

- Electric motor DC/AC
- Bucher gear pump.
- Bucher central housing
- Main relief valve
- Check valve
- Drive coupling
- Motor flange
- Suction Filter 216 micron
- Return filter conveyor 150 micron

EXAMPLE

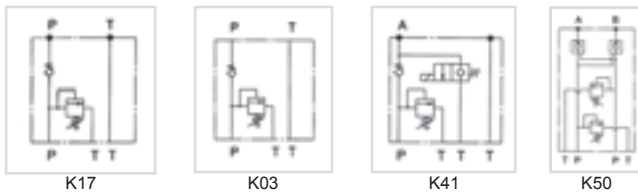
STEP 1
 SELECT FLOW
 EG: UP50/44
 £289.78

www.flowfitonline.com
 TECH. DATA SHEET
PU10

TO GENERATE YOUR FULL ORDER NUMBER SELECT THE COSTING CODE OR EACH COMPONENT

COSTING CODE	FLOW L/MIN	MAX PRESS BAR	MOTOR SIZE KW	MOTOR TYPE	NETT. PRICE	
					£ STERLING	€ EUROS
12VDC MOTOR						
UP50/1	0.75	200	350w	12vdc	£431.24	€ 487.30
UP50/2	1.3	200	350w	12vdc	£431.24	€ 487.30
UP50/3	1.5	200	350w	12vdc	£431.24	€ 487.30
UP50/4	2	150	350w	12vdc	£431.24	€ 487.30
UP50/5	2.5	125	350w	12vdc	£431.24	€ 487.30
UP50/6	3.7	75	350w	12vdc	£431.24	€ 487.30
12VDC MOTOR						
UP50/7	1.2	200	800w	12vdc	£431.24	€ 487.30
UP50/8	2.2	200	800w	12vdc	£431.24	€ 487.30
UP50/9	2.6	200	800w	12vdc	£431.24	€ 487.30
UP50/10	2.8	200	800w	12vdc	£431.24	€ 487.30
UP50/11	3	200	800w	12vdc	£431.24	€ 487.30
UP50/12	3.5	160	800w	12vdc	£431.24	€ 487.30
12VDC MOTOR						
UP50/13	1.2	200	2000w	12vdc	£431.24	€ 487.30
UP50/14	2	200	2000w	12vdc	£431.24	€ 487.30
UP50/15	2.5	200	2000w	12vdc	£431.24	€ 487.30
UP50/16	3	200	2000w	12vdc	£431.24	€ 487.30
UP50/17	3.75	200	2000w	12vdc	£431.24	€ 487.30
UP50/18	4.75	175	2000w	12vdc	£431.24	€ 487.30
24VDC MOTOR						
UP50/19	1	200	400w	24vdc	£431.24	€ 487.30
UP50/20	1.25	200	400w	24vdc	£431.24	€ 487.30
UP50/21	1.6	175	400w	24vdc	£431.24	€ 487.30
UP50/22	2.2	150	400w	24vdc	£431.24	€ 487.30
UP50/23	3	125	400w	24vdc	£431.24	€ 487.30
UP50/24	4.4	75	400w	24vdc	£431.24	€ 487.30
24VDC MOTOR						
UP50/28	2.75	175	900w	24vdc	£517.49	€ 584.77
UP50/29	3	175	900w	24vdc	£517.49	€ 584.77
24VDC MOTOR						
UP50/31	1	200	2200w	24vdc	£545.07	€ 615.93
UP50/32	1.75	200	2200w	24vdc	£545.07	€ 615.93
UP50/33	2.25	200	2200w	24vdc	£545.07	€ 615.93
UP50/34	2.75	200	2200w	24vdc	£545.07	€ 615.93
UP50/35	3.5	200	2200w	24vdc	£545.07	€ 615.93
UP50/36	4.4	200	2200w	24vdc	£545.07	€ 615.93

COSTING CODE	FLOW L/MIN	MAX PRESS BAR	MOTOR SIZE KW	MOTOR TYPE	NETT. PRICE	
					£ STERLING	€ EUROS
240VAC UNIT 4 POLE MOTOR						
UP50/37	0.37	165	120w	240vac	£281.75	€ 318.38
UP50/38	0.75	120	180w	240vac	£281.75	€ 318.38
UP50/39	1.12	110	250w	240vac	£281.75	€ 318.38
UP50/40	1.35	140	370w	240vac	£293.24	€ 331.36
UP50/41	1.35	210	750w	240vac	£341.55	€ 385.96
UP50/42	2.4	115	550w	240vac	£330.03	€ 372.94
UP50/43	3.45	110	750w	240vac	£341.55	€ 385.96
415VAC UNIT 4 POLE MOTOR						
UP50/44	0.37	165	120w	415vac	£289.78	€ 327.45
UP50/45	0.75	120	180w	415vac	£289.78	€ 327.45
UP50/46	1.12	110	250w	415vac	£289.78	€ 327.45
UP50/47	1.35	140	370w	415vac	£293.24	€ 331.36
UP50/48	1.35	210	750W	415vac	£341.55	€ 385.96
UP50/49	2.4	115	550w	415vac	£322.00	€ 363.86
UP50/50	3.45	110	750w	415vac	£341.55	€ 385.96
48VDC UNIT						
48VDC UNITS					ADD TO 24VDC PRICES ABOVE	£115.00 € 129.95



STEP 2
SELECT CIRCUIT TYPE
EG: K17
£0.00

COSTING CODE	CIRCUIT TYPES	NETT. PRICE	
		£ STERLING	€ EUROS
K17	P AND T threaded ports 1/4"bsp	£0.00	€ 0.00
K03	Double acting circuit arranged with subplate for electro valve mounting.(Valves not included.)	£0.00	€ 0.00
K41	Single acting circuit (Valve not included)	£0.00	€ 0.00
K50	Reversible circuit c/w double pilot check valve and dual port relief included.	£166.76	€ 188.44

STEP 3
SELECT VALVES
EG: XXX
£0.00

MANUAL COSTING CODE	CONTROL VALVES	NETT. PRICE	
		£ STERLING	€ EUROS
ZR817/22TV	Manual release valve screw in type (K41 only)	£98.79	€ 111.63
ZRZR817/22TVMS	Manual lever control c/w safety lock and microswitch (K41)	£125.35	€ 141.64
SOLENOID			
NOV*****	Normally open valve for single acting any voltage.(K41 only)	£123.07	€ 139.06
NCV*****	Normally closed valve for single acting any voltage.(K41 only)	£96.60	€ 109.16
6013SOL	One double or single electro valve c/w manifold.(K03 only)	£254.15	€ 287.18
6023SOL	Two double and/or single electro valves c/w manifold. (K03 only)	£457.69	€ 517.19
XXX	Not required	£0.00	€ 0.00
EXTRAS			
VRC	Throttle compensated flow valve (K41 only)	£20.22	€ 22.85
SMB	Steel mounting bracket for fitting to housing.	£10.92	€ 12.34
DCM	Plastic motor cover for DC motors.	£18.98	€ 21.45

*****= 12vdc,24vdc,24vac,110vac and 220vac

USE TECH. DATA SHEET PU10 FOR PRODUCTS ON THIS PAGE

STEP 4
SELECT RESERVOIR
4L
£40.24

COSTING CODE	RESERVOIR SIZES	NETT. PRICE	
		£ STERLING	€ EUROS
XXX	NO TANK FITTED FLANGE KIT ONLY SUPPLIED	£7.47	€ 8.44
0.5L	0.5 LITRE PLASTIC	£21.87	€ 24.71
1L	1 LITRE PLASTIC	£25.29	€ 28.58
1.5L	1.5 LITRE PLASTIC	£27.60	€ 31.19
1.6L	1.6 LITRE PLASTIC	£30.48	€ 34.44
2.5L	2.5 LITRE PLASTIC	£35.83	€ 40.49
4L	4 LITRE PLASTIC	£40.24	€ 45.47

STEP 4
SELECT ORIENTATION
HOR
£0.00

COSTING CODE	ORIENTATION	NETT. PRICE	
		£ STERLING	€ EUROS
HOR	HORIZONTAL	£0.00	€ 0.00
VER	VERTICAL	£0.00	€ 0.00

ALL POWER PACKS ARE FULLY ASSEMBLED AND TESTED. ISSUED WITH 12 MONTHS WARRANTY FROM INVOICE DATE

USE TECH. DATA SHEET PU10 FOR PRODUCTS ON THIS PAGE

FULL ORDER NUMBER FOR EXAMPLE SHOWN
UP50/44 K17
XXX 4L HOR

ET-ELECTRIC DC MOTOR PUMP SET

The ET series of standard motor pump sets is based on a range of 12vdc, 24vdc and 48vdc electric motors.

Supplied fully assembled and tested. These units offer pressures up to 200 bar and flows up to 22.5lpm. All components in stock ready to assemble for immediate delivery.

- Commonly referred to as an 'Emergency' or 'Backup' pump.
- Small electric DC motor pump unit to supply hydraulic power as flow and pressure to hydraulic circuits or as a system back up.
- The electro-motor-pumps are largely used on operating machines such as mobile machines, automotive applications, small truck mounted cranes, electro-hydraulic steering and where through simple valves and hose connections it is possible to operate and control different hydraulic actuators.
- All ET motor pump sets complete with DC Electric motor c/w relay, drive coupling, pump flange and a gear pump c/w bsp threaded ports. Unit supplied with a steel mounting flange.
- Used on applications where control valves are mounted away from the powerpack.
- Can be mounted in any position.
- Also available other pump and motor sizes from 0.8KW(800w) to 3KW(3000w). For all other input voltages 12vdc, 24vdc or 48vdc and power ratings, and specific running times please download the ET pdf file or consult our sales department.
- Noise levels have been drastically reduced.
- Please note restricted running times apply check suitable for your application-continuous rated dc motors are available upon request.



12VDC FOR INTERMITTENT DUTY CYCLE. PART NUMBER	BUCHER CODING	FLOW L/MIN	MAX PRESS BAR	MOTOR SIZE KW	MOTOR TYPE	NETT. PRICE	
						£ STERLING	€ EUROS
ET/1.2/12VDC	T107E/R106/E45/AP100/1.2/319	4	200	1.7	12vdc	£343.85	€ 388.55
ET/1.7/12VDC	T107E/R106/E45/AP100/1.7/319	4.5	175	1.7	12vdc	£343.85	€ 388.55
ET/2.5/12VDC	T107E/R106/E45/AP100/2.5/319	9	150	1.7	12vdc	£343.85	€ 388.55
ET/3.5/12VDC	T107E/R106/E45/AP100/3.5/319	9.5	100	1.7	12vdc	£343.85	€ 388.55
ET/4.3/12VDC	T107E/R106/E45/AP100/4.3/319	12	75	1.7	12vdc	£343.85	€ 388.55
ET/5/12VDC	T107E/R106/E45/AP100/5/319	13.5	75	1.7	12vdc	£343.85	€ 388.55
ET/6.5/12VDC	T107E/R106/E45/AP100/6.5/319	17	50	1.7	12vdc	£343.85	€ 388.55
ET/8/12VDC	T107E/R106/E45/AP100/8/319	22.5	25	1.7	12vdc	£349.59	€ 395.03

24VDC FOR INTERMITTENT DUTY CYCLE. PART NUMBER	BUCHER CODING	FLOW L/MIN	MAX PRESS BAR	MOTOR SIZE KW	MOTOR TYPE	NETT. PRICE	
						£ STERLING	€ EUROS
ET/1.2/24VDC	T109E/R209/E45/AP100/1.2/319	4	200	2.2	24vdc	£450.56	€ 509.14
ET/1.7/24VDC	T109E/R209/E45/AP100/1.7/319	4.5	200	2.2	24vdc	£450.56	€ 509.14
ET/2.5/24VDC	T109E/R209/E45/AP100/2.5/319	6	200	2.2	24vdc	£450.56	€ 509.14
ET/3.5/24VDC	T109E/R209/E45/AP100/3.5/319	7	175	2.2	24vdc	£450.56	€ 509.14
ET/4.3/24VDC	T109E/R209/E45/AP100/4.3/319	8	150	2.2	24vdc	£450.56	€ 509.14
ET/5/24VDC	T109E/R209/E45/AP100/5/319	9	125	2.2	24vdc	£450.56	€ 509.14
ET/6.5/24VDC	T109E/R209/E45/AP100/6.5/319	12.5	100	2.2	24vdc	£450.56	€ 509.14
ET/8/24VDC	T109E/R209/E45/AP100/8/319	16	75	2.2	24vdc	£450.56	€ 509.14

All motor pump sets above will deliver more flow at lower pressure.

24VDC FOR CONTINUOUS DUTY CYCLE. PART NUMBER	BUCHER CODING	FLOW L/MIN	MAX PRESS BAR	MOTOR SIZE KW	MOTOR TYPE	NETT. PRICE	
						£ STERLING	€ EUROS
ET/54/4.5/24VDC	ET/54/4.5/24VDC	8	150	2.2	24vdc	£1,247.72	€ 1,409.92
ET/54/6.5/24VDC	ET/54/6.5/24VDC	12.5	100	2.2	24vdc	£1,247.72	€ 1,409.92
ET/54/8.5/24VDC	ET/54/8.5/24VDC	16	75	2.2	24vdc	£1,247.72	€ 1,409.92

OPTIONAL EXTRAS		NETT. PRICE	
		£ STERLING	€ EUROS
RV	Relief valve fitted to the pump.	£108.10	€ 122.15
SMB	Steel mounting bracket for fitting to housing.	£10.92	€ 12.34
DCM	Plastic motor cover for DC motors.	£18.98	€ 21.45

HF800 HONDA PETROL ENGINE DRIVEN POWER PACKS

POWERED BY
HONDA

The HF700 series of petrol driven power packs is based on a range of Honda petrol engines from 2.6kw – 15.3kw on request.

Supplied fully assembled and tested, These units offer pressures up to 210 bar and flows up to 63 l/min on request.

All components in stock ready to assemble for immediate delivery. Electric start models have a key start.

ALL POWER PACKS ARE FULLY ASSEMBLED AND TESTED ISSUED WITH 12 MONTHS WARRANTY FROM INVOICE DATE

THE HF800 BASIC PETROL DRIVEN POWER PACKS CONSISTS OF:

- HONDA AIR COOLED 4 STROKE OHV PETROL ENGINE
- GALTECH GEAR PUMP
- FLOWFIT BELL HOUSING AND DRIVE COUPLING
- IKRON TANK TOP RETURN LINE FILTER 10 MICRON C/W VISUAL INDICATOR
- FLOWFIT 45 LITRE RESERVOIR C/W REMOVEABLE LID
- IKRON FILLER BREATHER AND IKRON SUCTION STRAINER 125 MICRON
- FILTREC LEVEL AND TEMP INDICATOR
- PRESSURE GAUGE
- ASSEMBLED, MOUNTED ON A FRAME AND TESTED
- PAINTED BLACK



HONDA GX160



HONDA GX270



HONDA GX390



EXAMPLE

STEP 1
SELECT ENGINE TYPE
EG: ZZ001754
£1,486.80

www.flowfitonline.com
TECH. DATA SHEET
PU12

TO GENERATE YOUR FULL ORDER NUMBER SELECT THE COSTING CODE OR EACH COMPONENT

PART NO	HONDA ENGINE TYPE	KW 3600 RPM	HP 3600 RPM	ENGINE START	PERFORMANCE L/MIN @ PSI	PUMP TYPE	OIL ALERT YES / NO	DIMENSIONS L X W X H (MM)	NETT. PRICE	
									£ STERLING	€ EUROS
ZZ001754	GX160UT1QX4	2.6	5.5	PULL	10.5 L/MIN @ 3000PSI	GEAR	YES	1015 x 385 x 600	£1,486.80	€ 1,680.08
ZZ001758	GX270UT2QXQ4	3.6	9.5	PULL	19.5 L/MIN @ 1500PSI	GEAR	YES	1015 x 385 x 600	£1,790.22	€ 2,022.95
ZZ001760	GX390UT2QXQ4	5.3	13	PULL	24 L/MIN @ 1500PSI	GEAR	YES	1015 x 385 x 600	£2,245.38	€ 2,537.28



STEP 2
SELECT ADD ON EXTRAS
EG: PG4
£21.17

COSTING CODE	ADD ON EXTRAS	NETT. PRICE	
		£ STERLING	€ EUROS
PG1	PRESSURE GAUGE 0-1000PSI PLUS ISOLATOR	£22.44	€ 25.36
PG2	PRESSURE GAUGE 0-2000PSI PLUS ISOLATOR	£22.44	€ 25.36
PG4	PRESSURE GAUGE 0-4000PSI PLUS ISOLATOR	£22.44	€ 25.36
PG6	PRESSURE GAUGE 0-6000PSI PLUS ISOLATOR	£22.44	€ 25.36
XXX	NOT REQUIRED	£0.00	€ 0.00



STEP 3
SELECT CETOP 3
MANIFOLD
EG: XXX
£0.00

CETOP 3 M/FOLD PART NO REF	COSTING CODE	PART NO	NETT. PRICE	
			£ STERLING	€ EUROS
CETOP 3 1STN M/FOLD	31	MD-03P-1-G	£24.77	€ 27.99
CETOP 3 2STN M/FOLD	32	MD-03P-2-G	£45.41	€ 51.31
CETOP 3 3STN M/FOLD	33	MD-03P-3-G	£66.74	€ 75.41
CETOP 3 4STN M/FOLD	34	MD-03P-4-G	£90.82	€ 102.63
NO MANIFOLD NEEDED	XXX		£0.00	€ 0.00



STEP 4
SELECT CETOP 3
VALVES
EG: XXX
£0.00

CETOP 3 VALVES 315 BAR MAX PRESSURE	COSTING CODE	NETT. PRICE	
		£ STERLING	€ EUROS
NG 6 D/ACTING VALVE	NG6D	£52.18	€ 58.97
NG 6 S/ACTING VALVE	NG6S	£38.80	€ 43.84
NO VALVES NEEDED	XXX	£0.00	€ 0.00



STEP 5
SELECT DIRECTIONAL
CONTROL VALVE
EG:XXX
£0.00

45LTR DIRECTIONAL CONTROL VALVE 400 BAR MAX PRESSURE HDM11P/HDM11S	COSTING CODE	PART NO	NETT. PRICE	
			£ STERLING	€ EUROS
3/8" 1 BANK D/ACTING S/RETURN VALVE	P1	HDM140/1	£48.15	€ 54.40
3/8" 2 BANK D/ACTING S/RETURN VALVE	P2	HDM11P/2	£112.72	€ 127.37
3/8" 3 BANK D/ACTING S/RETURN VALVE	P3	HDM11P/3	£158.95	€ 179.61
3/8" 4 BANK D/ACTING S/RETURN VALVE	P4	HDM11P/4	£192.17	€ 217.15
3/8" 5 BANK D/ACTING S/RETURN VALVE	P5	HDM11P/5	£229.76	€ 259.62
3/8" 6 BANK D/ACTING S/RETURN VALVE	P6	HDM11P/6	£260.09	€ 293.90
1/2" 1 BANK D/ACTING S/RETURN VALVE	S1	HDM11S/1	£91.03	€ 102.87
1/2" 2 BANK D/ACTING S/RETURN VALVE	S2	HDM11S/2	£140.15	€ 158.37
1/2" 3 BANK D/ACTING S/RETURN VALVE	S3	HDM11S/3	£182.06	€ 205.72
1/2" 4 BANK D/ACTING S/RETURN VALVE	S4	HDM11S/4	£223.97	€ 253.08
1/2" 5 BANK D/ACTING S/RETURN VALVE	S5	HDM11S/5	£271.64	€ 306.95
1/2" 6 BANK D/ACTING S/RETURN VALVE	S6	HDM11S/6	£287.54	€ 324.92
NO VALVES NEEDED	XXX		£0.00	€ 0.00

ALL POWER PACKS ARE FULLY ASSEMBLED AND TESTED.
ISSUED WITH 12 MONTHS WARRANTY FROM INVOICE DATE

USE TECH. DATA SHEET PU12 FOR PRODUCTS ON THIS PAGE

FULL ORDER NUMBER FOR EXAMPLE SHOWN
HF800-PG4-XXX
-XXX-XXX

HF700 PETROL ENGINE DRIVEN POWER PACKS

The HF700 series of petrol driven power packs is based on a range of Loncin petrol engines from 2.6kw – 15.3kw on request.


Supplied fully assembled and tested, These units offer pressures up to 210 bar and flows up to 63 l/min on request.

All components in stock ready to assemble for immediate delivery. Electric start models have a key start.

ALL POWER PACKS ARE FULLY ASSEMBLED AND TESTED ISSUED WITH 12 MONTHS WARRANTY FROM INVOICE DATE

THE HF700 BASIC PETROL DRIVEN POWER PACKS CONSISTS OF:

- LONCIN AIR COOLED 4 STROKE OHV PETROL ENGINE
- GALTECH GEAR PUMP
- FLOWFIT BELL HOUSING AND DRIVE COUPLING
- IKRON TANK TOP RETURN LINE FILTER 10 MICRON C/W VISUAL INDICATOR
- FLOWFIT 45 LITRE RESERVOIR C/W REMOVEABLE LID
- IKRON FILLER BREATHER AND IKRON SUCTION STRAINER 125 MICRON
- FILTREC LEVEL AND TEMP INDICATOR
- PRESSURE GAUGE
- ASSEMBLED, MOUNTED ON A FRAME AND TESTED
- PAINTED BLACK



LONCIN G160FQ



LONCIN G270FQ



LONCIN G390FQ



EXAMPLE

STEP 1
SELECT ENGINE TYPE
EG: ZZ001362
£1,354.05

www.flowfitonline.com
TECH. DATA SHEET
PU13

TO GENERATE YOUR FULL ORDER NUMBER SELECT THE COSTING CODE OR EACH COMPONENT

PART NO	LONCIN ENGINE TYPE	KW 3600 RPM	HP 3600 RPM	ENGINE START	PERFORMANCE L/MIN @ PSI	PUMP TYPE	OIL ALERT YES / NO	DIMENSIONS L X W X H (MM)	NETT. PRICE	
									£ STERLING	€ EUROS
ZZ001362	G160FQ	4	5.5	PULL	10.5 L/MIN @ 3000PSI	GEAR	YES	1015 x 385 x 600	£1,354.05	€ 1,530.08
ZZ001758	G270FQ	6.7	9.5	PULL	19.5 L/MIN @ 1500PSI	GEAR	YES	1015 x 385 x 600	£1,790.22	€ 2,022.95
ZZ001760	G390FQ	9.7	13	PULL	24 L/MIN @ 1500PSI	GEAR	YES	1015 x 385 x 600	£2,245.38	€ 2,537.28



STEP 2
SELECT ADD ON EXTRAS
EG: PG4
£21.17

COSTING CODE	ADD ON EXTRAS	NETT. PRICE	
		£ STERLING	€ EUROS
PG1	PRESSURE GAUGE 0-1000PSI PLUS ISOLATOR	£22.44	€ 25.36
PG2	PRESSURE GAUGE 0-2000PSI PLUS ISOLATOR	£22.44	€ 25.36
PG4	PRESSURE GAUGE 0-4000PSI PLUS ISOLATOR	£22.44	€ 25.36
PG6	PRESSURE GAUGE 0-6000PSI PLUS ISOLATOR	£22.44	€ 25.36
XXX	NOT REQUIRED	£0.00	€ 0.00



STEP 3
SELECT CETOP 3
MANIFOLD
EG: XXX
£0.00

CETOP 3 M/FOLD PART NO REF	COSTING CODE	PART NO	NETT. PRICE	
			£ STERLING	€ EUROS
CETOP 3 1STN M/FOLD	31	MD-03P-1-G	£24.77	€ 27.99
CETOP 3 2STN M/FOLD	32	MD-03P-2-G	£45.41	€ 51.31
CETOP 3 3STN M/FOLD	33	MD-03P-3-G	£66.74	€ 75.41
CETOP 3 4STN M/FOLD	34	MD-03P-4-G	£90.82	€ 102.63
NO MANIFOLD NEEDED	XXX		£0.00	€ 0.00



STEP 4
SELECT CETOP 3
VALVES
EG: XXX
£0.00

CETOP 3 VALVES 315 BAR MAX PRESSURE	COSTING CODE	NETT. PRICE	
		£ STERLING	€ EUROS
NG 6 D/ACTING VALVE	NG6D	£52.18	€ 58.97
NG 6 S/ACTING VALVE	NG6S	£38.80	€ 43.84
NO VALVES NEEDED	XXX	£0.00	€ 0.00



STEP 5
SELECT DIRECTIONAL
CONTROL VALVE
EG:XXX
£0.00

45LTR DIRECTIONAL CONTROL VALVE 400 BAR MAX PRESSURE HDM11P/HDM11S	COSTING CODE	PART NO	NETT. PRICE	
			£ STERLING	€ EUROS
3/8" 1 BANK D/ACTING S/RETURN VALVE	P1	HDM140/1	£48.15	€ 54.40
3/8" 2 BANK D/ACTING S/RETURN VALVE	P2	HDM11P/2	£112.72	€ 127.37
3/8" 3 BANK D/ACTING S/RETURN VALVE	P3	HDM11P/3	£158.95	€ 179.61
3/8" 4 BANK D/ACTING S/RETURN VALVE	P4	HDM11P/4	£192.17	€ 217.15
3/8" 5 BANK D/ACTING S/RETURN VALVE	P5	HDM11P/5	£229.76	€ 259.62
3/8" 6 BANK D/ACTING S/RETURN VALVE	P6	HDM11P/6	£260.09	€ 293.90
1/2" 1 BANK D/ACTING S/RETURN VALVE	S1	HDM11S/1	£91.03	€ 102.87
1/2" 2 BANK D/ACTING S/RETURN VALVE	S2	HDM11S/2	£140.15	€ 158.37
1/2" 3 BANK D/ACTING S/RETURN VALVE	S3	HDM11S/3	£182.06	€ 205.72
1/2" 4 BANK D/ACTING S/RETURN VALVE	S4	HDM11S/4	£223.97	€ 253.08
1/2" 5 BANK D/ACTING S/RETURN VALVE	S5	HDM11S/5	£271.64	€ 306.95
1/2" 6 BANK D/ACTING S/RETURN VALVE	S6	HDM11S/6	£287.54	€ 324.92
NO VALVES NEEDED	XXX		£0.00	€ 0.00

ALL POWER PACKS ARE FULLY ASSEMBLED AND TESTED.
ISSUED WITH 12 MONTHS WARRANTY FROM INVOICE DATE

USE TECH. DATA SHEET PU13 FOR PRODUCTS ON THIS PAGE

**FULL ORDER
NUMBER
FOR EXAMPLE
SHOWN**
HF700-PG4-XXX
-XXX-XXX

HF900 HATZ DIESEL ENGINE DRIVEN

The HF900 series of diesel driven power packs is based on a range of HATZ diesel engines from 7.4kw – 50kw on request.

Supplied fully assembled and tested, These units can offer pressures up to 350 bar and flows up to 250 l/min on request.

All components in stock ready to assemble for immediate delivery.

ALL POWER PACKS ARE FULLY ASSEMBLED PRIOR TO DESPATCH. ISSUED WITH 12 MONTHS WARRANTY FROM INVOICE DATE

THE HF900 BASIC DIESEL DRIVEN POWER PACKS CONSISTS OF:

- HATZ SINGLE CYLINDER DIESEL ENGINE
- GALTECH GEAR PUMP
- FLOWFIT BELL HOUSING AND DRIVE COUPLING
- IKRON TANK TOP RETURN LINE FILTER 10 MICRON C/W VISUAL INDICATOR
- FLOWFIT 45 LITRE RESERVOIR C/W REMOVEABLE LID
- IKRON FILLER BREATHER AND IKRON SUCTION STRAINER 125 MICRON
- FILTREC LEVEL AND TEMP INDICATOR
- PRESSURE GAUGE
- ASSEMBLED, MOUNTED ON A FRAME AND TESTED
- PAINTED BLACK
- COMPLETE WITH DOUBLE ACTING VALVE, BUCHER HDM140 C/W MAIN RELIEF, DOUBLE ACTING SPOOL C/W 3 POSITION SPRING RETURN AND LEVER OPERATED



HATZ 1D50Z



HATZ 2G40

EXAMPLE

STEP 1
SELECT ENGINE TYPE
EG: ZZ001422
£3,337.72

www.flowfitonline.com
TECH. DATA SHEET
PU14

TO GENERATE YOUR FULL ORDER NUMBER SELECT THE COSTING CODE OR EACH COMPONENT

PART NO	HATZ ENGINE TYPE	KW 3600 RPM	HP 3600 RPM	ENGINE START	PERFORMANCE L/MIN @ PSI	PUMP TYPE	OIL ALERT YES / NO	DIMENSIONS L X W X H (MM)	NETT. PRICE	
									£ STERLING	€ EUROS
ZZ001422	1D50Z	7.5	10	*HANDLE	18 L/MIN @ 2900PSI	GEAR	YES	1015 x 385 x 600	£3,337.72	€ 3,771.62
ZZ001640	2G40	14.7	19.7	12 VOLT	36 L/MIN @ 2900PSI	GEAR	YES	1015 x 385 x 600	£6,068.58	€ 6,857.50

*12V START AVAILABLE ON REQUEST



STEP 2
SELECT ADD ON EXTRAS
EG: PG4
£21.17

COSTING CODE	ADD ON EXTRAS	NETT. PRICE	
		£ STERLING	€ EUROS
PG1	PRESSURE GAUGE 0-1000PSI PLUS ISOLATOR	£22.44	€ 25.36
PG2	PRESSURE GAUGE 0-2000PSI PLUS ISOLATOR	£22.44	€ 25.36
PG4	PRESSURE GAUGE 0-4000PSI PLUS ISOLATOR	£22.44	€ 25.36
PG6	PRESSURE GAUGE 0-6000PSI PLUS ISOLATOR	£22.44	€ 25.36
XXX	NOT REQUIRED	£0.00	€ 0.00



STEP 3
SELECT CETOP 3
MANIFOLD
EG: XXX
£0.00

CETOP 3 M/FOLD PART NO REF	COSTING CODE	PART NO	NETT. PRICE	
			£ STERLING	€ EUROS
CETOP 3 1STN M/FOLD	31	MD-03P-1-G	£24.77	€ 27.99
CETOP 3 2STN M/FOLD	32	MD-03P-2-G	£45.41	€ 51.31
CETOP 3 3STN M/FOLD	33	MD-03P-3-G	£66.97	€ 75.68
CETOP 3 4STN M/FOLD	34	MD-03P-4-G	£90.82	€ 102.63
NO MANIFOLD NEEDED	XXX		£0.00	€ 0.00



STEP 4
SELECT CETOP 3
VALVES
EG: XXX
£0.00

CETOP 3 VALVES 315 BAR MAX PRESSURE	COSTING CODE	NETT. PRICE	
		£ STERLING	€ EUROS
NG 6 D/ACTING VALVE	NG6D	£52.18	€ 58.97
NG 6 S/ACTING VALVE	NG6S	£38.80	€ 43.84
NO VALVES NEEDED	XXX	£0.00	€ 0.00



STEP 5
SELECT DIRECTIONAL
CONTROL VALVE
EG:XXX
£0.00

45LTR DIRECTIONAL CONTROL VALVE 400 BAR MAX PRESSURE HDM11P/HDM11S	COSTING CODE	PART NO	NETT. PRICE	
			£ STERLING	€ EUROS
3/8" 1 BANK D/ACTING S/RETURN VALVE	P1	HDM140/1	£48.15	€ 54.40
3/8" 2 BANK D/ACTING S/RETURN VALVE	P2	HDM11P/2	£112.72	€ 127.37
3/8" 3 BANK D/ACTING S/RETURN VALVE	P3	HDM11P/3	£158.95	€ 179.61
3/8" 4 BANK D/ACTING S/RETURN VALVE	P4	HDM11P/4	£192.17	€ 217.15
3/8" 5 BANK D/ACTING S/RETURN VALVE	P5	HDM11P/5	£229.76	€ 259.62
3/8" 6 BANK D/ACTING S/RETURN VALVE	P6	HDM11P/6	£260.09	€ 293.90
1/2" 1 BANK D/ACTING S/RETURN VALVE	S1	HDM11S/1	£91.03	€ 102.87
1/2" 2 BANK D/ACTING S/RETURN VALVE	S2	HDM11S/2	£140.15	€ 158.37
1/2" 3 BANK D/ACTING S/RETURN VALVE	S3	HDM11S/3	£182.06	€ 205.72
1/2" 4 BANK D/ACTING S/RETURN VALVE	S4	HDM11S/4	£223.97	€ 253.08
1/2" 5 BANK D/ACTING S/RETURN VALVE	S5	HDM11S/5	£271.64	€ 306.95
1/2" 6 BANK D/ACTING S/RETURN VALVE	S6	HDM11S/6	£287.54	€ 324.92
NO VALVES NEEDED	XXX		£0.00	€ 0.00

ALL POWER PACKS ARE FULLY ASSEMBLED AND TESTED.
ISSUED WITH 12 MONTHS WARRANTY FROM INVOICE DATE

USE TECH. DATA SHEET PU14 FOR PRODUCTS ON THIS PAGE

**FULL ORDER
NUMBER
FOR EXAMPLE
SHOWN**
HF900-PG4-
XXX-XXX-XXX

CUSTOM BUILT POWER UNITS

CUSTOM BUILT POWER UNITS TO SUIT YOUR APPLICATIONS

Have a Flowfit custom built power unit to meet your exact requirements.

We can build power units for use in agricultural implements, sawmills, mining applications, quarries, compactors, landfills, material handling equipment, automotive plants, transportation, hanger door openers, man lifts, light industrial and wind turbine applications plus many more.

We can add a variety of custom features including DC backups for AC units, handpumps, explosion proof motors, oil coolers, heat exchangers, oil heaters, solenoid or manual valves, kidney loop filtration, offline filtration, tandem and triple pumps and two stage pumps.

Our Flowfit Power Unit Technical Support Team are here to assist you with all your power unit needs.

Give us a call today for assistance with any questions you may have.

For a no-obligation priced quotation please complete this form.

Fax: 0044 1584 876044

Email: sales@flowfitonline.com

FLOWFIT CUSTOM BUILT WORKSHEET

Customer Name	
Company Name	
Address	
Town/City	County
Postcode	Country
Phone.....	Fax
Email.....	Website.....
Mobile	

<p>Description of Application</p>	<p>Hydraulic schematic or hose layout</p>
--	--

PLEASE ENTER THE DETAILS YOU KNOW AS A STARTING POINT

POWER SOURCE

PETROL _____ HP _____ KW DIESEL _____ HP _____ KW

ELECTRIC MOTOR _____ phase _____ voltage
 _____ Hz AC _____ DC

PHASE Single Three

FLOW REQUIRED _____ Gallons _____ Litres

FLUID BEING USED _____

SPEED FOR ADVISED FLOW REQUIREMENT _____ RPM

PRESSURE REQUIRED _____ PSI _____ BAR

SPECIAL COMMENTS OR NEEDS:

TANK/RESERVOIR SIZE

SIZE REQUIRED _____ LITRES _____ GALLONS

Please note we normally recommend anywhere from 3 to 10 times pump flow for correct tank sizing.

PHYSICAL SIZE OF CUSTOMISED TANK REQUIRED LENGTH _____
 _____ WIDTH _____
 _____ HEIGHT _____

PUMP TYPE

VARIABLE DISPLACEMENT FIXED DISPLACEMENT

MAIN RELIEF

RELIEF SETTING REQUIRED _____ PSI RELIEF SETTING REQUIRED _____ BAR

DIRECTIONAL CONTROLS

MANUAL SOLENOID VOLTAGE OF COILS

NUMBER OF SPOOLS _____

SPOOL ACTION CLOSED OPEN REGENERATIVE

FLOAT TANDEM SPRING CENTRE DETENT

OTHER VALVES NEEDED

ACCESSORIES

RETURN LINE FILTER PRESSURE FILTER

PRESSURE GAUGE AND ISOLATOR _____ PRESSURE RANGE PSI

COOLER REQUIRED _____ TYPE REQUIRED TANK OIL HEATER

IF OPERATING HYDRAULIC CYLINDERS PLEASE CONFIRM
 BORE _____ mm ROD _____ mm STROKE _____ mm

SINGLE ACTING DOUBLE ACTING _____ TONNAGE FORCE REQUIRED.

IF CYLINDERS WORKING TOGETHER PLEASE ADVISE

TIME TO EXTEND _____ SECS TIME TO RETREAT _____ SECS

DO YOU REQUIRE SINGLE/DOUBLE PILOT CHECK VALVES DO YOU REQUIRE HOSE BURST VALVES

IF OPERATING HYDRAULIC MOTORS PLEASE CONFIRM
 SPEED OF MOTOR _____ RPM PRESSURE REQUIRED _____

THE ABOVE FORMS CONTIAN THE BASIC REQUIREMENTS TO ENABLE OUR FLOWFIT SUPPORT SPECIALIST TO PROCEED WITH A QUOTE. WE WILL CONTACT YOU FOR FURTHER INFO REQUIRED.

CALL 01584 876033 FAX 01584 876044 EMAIL SALES @FLOWFITONLINE.COM

PETROL AND DIESEL ENGINES

PRODUCT	PAGE
HONDA 4 STROKE PETROL ENGINES	191
LONCIN 4 STROKE PETROL ENGINES	192
LONCIN 4 STROKE DIESEL ENGINES	192
HATZ DIESEL ENGINES	193



QUALITY PRODUCTS



FREE ADVICE



HONDA 4 STROKE PETROL ENGINES

Honda's GX series engines are legendary for superior reliability and performance. And there's no doubt about it: the GX series lives up to the Honda reputation. Lower noise levels, lower vibration and lower emissions – without sacrificing power output or performance.

Engine features:

- OHV design enhances combustion efficiency
- High power-to-displacement ratio
- Easy starting with an automatic decompression system
- High quality materials and purpose-built components which ensure reliable, long-term use
- Exceeds European exhaust emission legislation
- Low fuel and oil consumption

Common Applications:

- Pressure washers
- Commercial lawn and garden equipment
- Tillers / cultivators
- Generators
- Construction / industrial equipment
- Agricultural equipment
- Water pumps

HONDA SINGLE CYLINDER 4 STROKE AIR COOLED PETROL ENGINE

www.flowfitonline.com
TECH. DATA SHEET
HON1



NEW

PART NUMBER	HORSE POWER	NET POWER / 3600 RPM	STARTING SYSTEM	COLOUR	USE	NETT. PRICE	
						£ STERLING	€ EUROS
GP160HQX35S	5.5	3.6 kW (4.8 HP)	RECOIL START	WHITE	WORLDWIDE USE	£208.00	€ 235.04
GP200HQX35S	6.5	4.3 kW (5.8 HP)	RECOIL START	WHITE	WORLDWIDE USE	£244.00	€ 275.72
GX160H1QX30H	5.5	3.6 kW (4.8 HP)	RECOIL START	RED	EU ONLY	£298.00	€ 336.74
GX160UT2QX4OH	5.5	3.6 kW (4.8 HP)	RECOIL START	RED	WORLDWIDE USE	£327.00	€ 369.51
GX160UT2QXE5	5.5	3.6 kW (4.8 HP)	ELECTRIC START	RED	WORLDWIDE USE	£597.00	€ 674.61
GX200HQX30H	6.5	4.3 kW (5.8 HP)	RECOIL START	RED	EU ONLY	£283.00	€ 319.79
GX270UT2QXQ4OH	9.5	6.3 kW (8.4 HP)	RECOIL START	RED	WORLDWIDE USE	£582.00	€ 657.66
GX390UT2QXQ4OH	13	8.7 kW (11.7 HP)	RECOIL START	RED	WORLDWIDE USE	£635.00	€ 717.55
GX390UT2QXE4OH	13	8.7 kW (11.7 HP)	ELECTRIC START	RED	WORLDWIDE USE	£939.00	€ 1,061.07

HONDA TWIN ENGINE 4 STROKE AIR COOLED PETROL ENGINE

www.flowfitonline.com
TECH. DATA SHEET
HON2



PART NUMBER	HORSE POWER	NET POWER / 3600 RPM	STARTING SYSTEM	COLOUR	USE	NETT. PRICE	
						£ STERLING	€ EUROS
GX630RHQZE4OH	20.8	15.5 kW (20.8 HP)	ELECTRIC & RECOIL START	RED	WORLDWIDE USE	£1350.00	€ 1,525.50

LONGIN 4 STROKE PETROL AND DIESEL ENGINES

The Loncin range of 4 stroke air cooling petrol engines are an industry standard oil alert petrol engines which conform to all EEC regulations.

The engines come with standard foot spring mountings, a 3/4" Q type shaft with keyway, recoil start and oil alert.

Ideal as replacement petrol engines for all major brands.



For information on available engine HP please see part number description below.

These petrol engines are perfect for installations where no electrical power is available or conditions are not suitable to use electricity.

www.flowfitonline.com
TECH. DATA SHEET
PE01

Example of ideal usage situations are:

- Boatyards
- Offshore applications
- Boat applications
- Mobile application
- Agricultural applications
- Industrial applications
- Emergency power situations
- Truck mounted applications
- Log Splitters



PART NO.	FUEL TYPE	HORSEPOWER HP	RECOIL START	ELECTRIC START	OIL ALERT	NETT. PRICE	
						£ STERLING	€ EUROS
LC154F	Petrol	2.1	YES	NO	YES	£172.70	€ 195.15
G120F-P	Petrol	3.5	YES	NO	YES	£172.70	€ 195.15
G160F-P	Petrol	5.5	YES	NO	YES	£231.91	€ 262.06
G200F-P	Petrol	6.5	YES	NO	YES	£234.66	€ 265.17
G270F-P	Petrol	9	YES	NO	YES	£422.88	€ 477.85
G340F-P	Petrol	11	YES	NO	YES	£434.80	€ 491.32
G390F-P	Petrol	13	YES	NO	YES	£449.64	€ 508.09
G420F-P	Petrol	15	YES	YES	YES	£529.59	€ 598.44
LC2V78FD	Petrol	19.7	YES	YES	YES	£930.92	€ 1,051.94
NEW D350FD	Diesel	6.5	YES	YES	YES	£618.33	€ 698.71
D440FD	Diesel	9	YES	YES	YES	£706.65	€ 798.51



HATZ DIESEL ENGINES

HATZ are manufacturers of environmentally friendly diesel engines from 1.5hp to 80hp (1.1kw to 60kw)

We can supply HATZ diesel engines on their own or as part of a specially designed hydraulic power pack for your system.

HATZ 1B20 4.2HP DIESEL ENGINE WITH 12 VOLT START

www.flowfitonline.com
TECH. DATA SHEET
DE01



Hatz are world leaders in quiet, clean, air-cooled diesel engines for the following industries:

- Construction
- Power generation
- Pumpset
- Llift/ Reach Truck
- Agriculture

- Hatz 1b20 4.2 hp (3.1 kw) single cylinder diesel engine, 12 volt electric start.
- shaft drive 23mm taper or 3/4" inch straight 12 volt electric start.
- comes complete with fuel tank, air filter,silencer, recoil starter and instrument panel 12 volt.
- all engines can be fitted with complete ready to go hydraulic pumps and valve systems - ask for details.

Hatz are manufacturers of environmentally friendly diesel engines from 1.5hp to 80hp (1.1kw to 60kw).

PART NO.	DESCRIPTION	NETT. PRICE	
		£ STERLING	€ EUROS
ZZ002195	HATZ 1B20 4.2HP DIESEL ENGINE E WITH 12 VOLT START	£1,838.04	€ 2,076.99

HATZ 1B20 4.2HP DIESEL ENGINE WITH RECOIL START

www.flowfitonline.com
TECH. DATA SHEET
DE01



Hatz are world leaders in quiet, clean, air-cooled diesel engines for the following industries:

- Construction
- Power generation
- Pumpset
- Llift/ Reach Truck
- Agriculture

- Hatz 1b20 4.2 hp (3.1 kw) single cylinder diesel engine, recoil start
- Shaft drive 23mm taper or 3/4" inch straight.
- Comes complete with fuel tank, air filter,silencer,recoil starter.
- All engines can be fitted with complete ready to go hydraulic pumps and valve systems - ask for details.

Hatz are manufacturers of environmentally friendly diesel engines from 1.5hp to 80hp (1.1kw to 60kw).

PART NO.	DESCRIPTION	NETT. PRICE	
		£ STERLING	€ EUROS
ZZ002194	HATZ 1B20 4.2HP DIESEL ENGINE WITH RECOIL START	£1,381.05	€ 1,560.59

HATZ 1B30 6.3HP 4.6 KW DIESEL ENGINE WITH RECOIL START

www.flowfitonline.com
TECH. DATA SHEET
DE01



Hatz are world leaders in quiet, clean, air-cooled diesel engines for the following industries:

- Construction
- Power generation
- Pumpset
- Llift/ Reach Truck
- Agriculture

- Hatz 1b30 6.3 hp (4.6 kw) single cylinder diesel engine, recoil start
- Shaft drive 23mm taper or 1" inch straight.
- Comes complete with fuel tank, air filter,silencer, recoil starter
- All engines can be fitted with complete ready to go hydraulic pumps and valve systems - ask for details.

Hatz are manufacturers of environmentally friendly diesel engines from 1.5hp to 80hp (1.1kw to 60kw).

PART NO.	DESCRIPTION	NETT. PRICE	
		£ STERLING	€ EUROS
ZZ002196	HATZ 1B30 6.3HP 4.6 KW DIESEL ENGINE WITH RECOIL START	£1,581.68	€ 1,787.30

HATZ 1B30 6.3HP DIESEL ENGINE WITH 12 VOLT START

www.flowfitonline.com
TECH. DATA SHEET
DE01



Hatz are world leaders in quiet, clean, air-cooled diesel engines for the following industries:

- Construction
- Power generation
- Pumpset
- Lift/ Reach Truck
- Agriculture

- Hatz 1b30 6.3 hp (4.6 kw) single cylinder diesel engine 12 volt electric start
- Shaft drive 23mm taper or 1" inch straight.
- Comes complete with fuel tank, air filter, silencer, recoil starter and instrument panel
- All engines can be fitted with complete ready to go hydraulic pumps and valve systems - ask for details.

Hatz are manufacturers of environmentally friendly diesel engines from 1.5hp to 80hp (1.1kw to 60kw).

PART NO.	DESCRIPTION	NETT. PRICE	
		£ STERLING	€ EUROS
ZZ002197	HATZ 1B30 6.3HP DIESEL ENGINE WITH 12 VOLT START	£1,884.21	€ 2,129.16

HATZ 1B40 9.2HP DIESEL ENGINE WITH 12 VOLT START

www.flowfitonline.com
TECH. DATA SHEET
DE01



Hatz are world leaders in quiet, clean, air-cooled diesel engines for the following industries:

- Construction
- Power generation
- Pumpset
- Lift/ Reach Truck
- Agriculture

- Hatz 1b40 9.2 hp (6.8 kw) single cylinder diesel engine with 12 volt electric start.
- Shaft drive 23mm taper or 1" inch straight.
- Comes complete with fuel tank, air filter, silencer, recoil starter and instrument panel 12 volt.
- All engines can be fitted with complete ready to go hydraulic pumps and valve systems - ask for details.

Hatz are manufacturers of environmentally friendly diesel engines from 1.5hp to 80hp (1.1kw to 60kw).

PART NO.	DESCRIPTION	NETT. PRICE	
		£ STERLING	€ EUROS
ZZ002199	HATZ 1B40 9.2HP DIESEL ENGINE WITH 12 VOLT START	£2,384.22	€ 2,694.16

HATZ 1B40 9.2HP DIESEL ENGINE WITH RECOIL START

www.flowfitonline.com
TECH. DATA SHEET
DE01



Hatz are world leaders in quiet, clean, air-cooled diesel engines for the following industries:

- Construction
- Power generation
- Pumpset
- Lift/ Reach Truck
- Agriculture

- Hatz 1b40 9.2 hp (6.8 kw) single cylinder diesel engine recoil start.
- Shaft drive 23mm taper or 1" inch straight.
- Comes complete with fuel tank, air filter, silencer, recoil starter.
- All engines can be fitted with complete ready to go hydraulic pumps and valve systems - ask for details.

Hatz are manufacturers of environmentally friendly diesel engines from 1.5hp to 80hp (1.1kw to 60kw).

PART NO.	DESCRIPTION	NETT. PRICE	
		£ STERLING	€ EUROS
ZZ002198	HATZ 1B40 9.2HP DIESEL ENGINE WITH RECOIL START	£1,938.37	€ 2,190.36

HATZ 1D50Z 10.2HP DIESEL ENGINE WITH 12 VOLT START

www.flowfitonline.com
TECH. DATA SHEET
DE02



Hatz are world leaders in quiet, clean, air-cooled diesel engines for the following industries:

- Construction
- Power generation
- Pumpset
- Lift/ Reach Truck
- Agriculture

- Hatz 1d50z 10.2 hp (7.5 kw) single cylinder diesel engine with recoil start.
 - Fly wheel drive
 - Comes complete with fuel tank, air filter, silencer and recoil start.
 - All engines can be fitted with complete ready to go hydraulic pumps and valve systems - ask for details.
- Hatz are manufacturers of environmentally friendly diesel engines from 1.5hp to 80hp (1.1kw to 60kw).

PART NO.	DESCRIPTION	NETT. PRICE	
		£ STERLING	€ EUROS
ZZ002201	HATZ 1D50Z 10.2HP DIESEL ENGINE WITH 12 VOLT START	£3,114.30	€ 3,519.16

HATZ 1D50Z 10.2HP DIESEL ENGINE WITH HANDLE START

www.flowfitonline.com
TECH. DATA SHEET
DE02



Hatz are world leaders in quiet, clean, air-cooled diesel engines for the following industries:

- Construction
- Power generation
- Pumpset
- Lift/ Reach Truck
- Agriculture

- Hatz 1d50z 10.2 hp (7.5 kw) single cylinder diesel engine with handle start.
 - Fly wheel drive
 - Comes complete with fuel tank, air filter, silencer and crank handle.
 - All engines can be fitted with complete ready to go hydraulic pumps and valve systems - ask for details.
- Hatz are manufacturers of environmentally friendly diesel engines from 1.5hp to 80hp (1.1kw to 60kw).

PART NO.	DESCRIPTION	NETT. PRICE	
		£ STERLING	€ EUROS
ZZ002200	HATZ 1D50Z 10.2HP DIESEL ENGINE WITH HANDLE START	£2,742.76	€ 3,099.32

HATZ 1D81Z 13.7HP DIESEL ENGINE WITH 12 VOLT START

www.flowfitonline.com
TECH. DATA SHEET
DE02



Hatz are world leaders in quiet, clean, air-cooled diesel engines for the following industries:

- Construction
- Power generation
- Pumpset
- Lift/ Reach Truck
- Agriculture

- Hatz 1d81z 13.7 hp (10.1 kw) single cylinder diesel engine with recoil start.
 - Fly wheel drive
 - Comes complete with fuel tank, air filter, silencer and recoil starter.
 - All engines can be fitted with complete ready to go hydraulic pumps and valve systems - ask for details.
- Hatz are manufacturers of environmentally friendly diesel engines from 1.5hp to 80hp (1.1kw to 60kw).

PART NO.	DESCRIPTION	NETT. PRICE	
		£ STERLING	€ EUROS
ZZ002203	HATZ 1D81Z 13.7HP DIESEL ENGINE WITH 12 VOLT START	£3,174.31	€ 3,586.97

HATZ 1D81Z 13.7HP DIESEL ENGINE WITH HANDLE START

www.flowfitonline.com
TECH. DATA SHEET
DE02



Hatz are world leaders in quiet, clean, air-cooled diesel engines for the following industries:

- Construction
- Power generation
- Pumpset
- Lift/ Reach Truck
- Agriculture

- Hatz 1d81z 13.7 hp (10.1 kw) single cylinder diesel engine with handle start.
 - Fly wheel drive
 - Comes complete with fuel tank, air filter, silencer and crank handle.
 - All engines can be fitted with complete ready to go hydraulic pumps and valve systems - ask for details.
- Hatz are manufacturers of environmentally friendly diesel engines from 1.5hp to 80hp (1.1kw to 60kw).

PART NO.	DESCRIPTION	NETT. PRICE	
		£ STERLING	€ EUROS
ZZ002202	HATZ 1D81Z 13.7HP DIESEL ENGINE WITH HANDLE START	£3,084.58	€ 3,485.57

HATZ 2G40 20HP DIESEL ENGINE WITH 12 VOLT START

www.flowfitonline.com
TECH. DATA SHEET
DE03



Hatz are world leaders in quiet, clean, air-cooled diesel engines for the following industries:

- Construction
- Power generation
- Pumpset
- Lift/ Reach Truck
- Agriculture

- Hatz 2g40 20 hp (14.7 kw) multi cylinder diesel engine with recoil start.
 - 38mm taper drive
 - Comes complete with fuel feed pump, air filter, exhaust silencer, and instrument box 12 volt.
 - All engines can be fitted with complete ready to go hydraulic pumps and valve systems - ask for details.
- Hatz are manufacturers of environmentally friendly diesel engines from 1.5hp to 80hp (1.1kw to 60kw).

PART NO.	DESCRIPTION	NETT. PRICE	
		£ STERLING	€ EUROS
ZZ002204	HATZ 2G40 20HP DIESEL ENGINE WITH 12 VOLT START	£3,857.20	€ 4,358.64

ENGINE DRIVEN HYDRAULIC GEAR PUMP SETS

PRODUCT	PAGE
PETROL ENGINE DRIVEN HYDRAULIC GEAR PUMP SETS	198
DIESEL ENGINE DRIVEN HYDRAULIC GEAR PUMP SETS	199
PETROL ENGINE DRIVEN HYDRAULIC HI-LOW GEAR PUMP SETS	201
DIESEL ENGINE DRIVEN HYDRAULIC HI-LOW GEAR PUMP SETS	203



**FROM ONLY
£172.70
+VAT**



**FROM ONLY
£208.00
+VAT**



**FROM ONLY
£1,381.05
+VAT**



QUALITY PRODUCTS



FREE ADVICE



PETROL ENGINE DRIVEN HYDRAULIC GEAR PUMP SETS

Petrol pump sets are perfect for installations where no electrical power is available or in conditions suitable solely for petrol.

Examples of ideal usage situations are: boatyards, offshore applications, boat applications, mobile applications, agriculture applications, industrial applications, emergency power situations, and any truck mounted for mobility plus cranes and log slitters.

Our complete range of petrol driven power packs are based on our range of loncin petrol engines from 2.6kw - 15.3kw, with pressures up to 210 bar and flows up to 63 l/min available on request.

HONDA SINGLE CYLINDER 4-STROKE PETROL ENGINE DRIVEN HYDRAULIC GEAR PUMP

www.flowfitonline.com
TECH. DATA SHEET
PE02

Honda single cylinder 4-stroke air cooling petrol engine, comes with Flowfit Bell housing, Drive Coupling and provided with the Gear Pump listed in the table below.

Please note at slower rpm pressure can be increased and flow can be decreased with slower engine setting.

PART NO.	FLOW L/MIN	PRESSURE PSI	PUMP CC	ENGINE HP	ENGINE MODEL	NETT. PRICE	
						£ STERLING	€ EUROS
ZZ002401	10.5	3045	3.2	6.5	GX200	£563.25	€ 636.47
ZZ002402	19.5	3045	6.3	9	GX270	£953.64	€ 1,077.61
ZZ002404	24	3045	8	13	GX390	£1,105.35	€ 1,249.05



HONDA TWIN CYLINDER PETROL ENGINE DRIVEN HYDRAULIC GEAR PUMP

www.flowfitonline.com
TECH. DATA SHEET
PE02

Honda GX630-F-M 20 HP twin cylinder air cooled petrol engine, comes with Flowfit Bell housing, Drive Coupling and provided with the Gear Pump listed in the table below.

Please note at slower rpm pressure can be increased and flow can be decreased with slower engine setting.

- comes with recoil and electric start
- comes with fuel tank and muffler fitted * supplied separately

PART NO.	FLOW L/MIN	PRESSURE PSI	PUMP CC	ENGINE HP	ENGINE MODEL	NETT. PRICE	
						£ STERLING	€ EUROS
ZZ004679	33	3000	11	20	GX630-F-M	£2,269.47	€ 2,564.50

ELECTRIC START ON ANY ENGINE	NETT. PRICE	
	£ STERLING	€ EUROS
FOR ELECTRIC START	ADD + £94.49	ADD + € 106.77

LONCIN SINGLE CYLINDER 4-STROKE PETROL ENGINE DRIVEN HYDRAULIC GEAR PUMP

www.flowfitonline.com
TECH. DATA SHEET
PE02

Loncin single cylinder 4-stroke air cooling petrol engine, comes with Flowfit Bell housing, Drive Coupling and provided with the Gear Pump listed in the table below.

Please note at slower rpm pressure can be increased and flow can be decreased with slower engine setting.

PART NO.	FLOW L/MIN	PRESSURE PSI	PUMP CC	ENGINE HP	ENGINE MODEL	NETT. PRICE	
						£ STERLING	€ EUROS
ZZ000139	10.5	3045	3.2	5.5	G160	£384.43	€ 434.41
ZZ000142	19.5	3045	6.3	9	G270	£657.35	€ 742.81
ZZ000144	24	3045	8	13	G390	£685.46	€ 774.57



LONCIN SINGLE CYLINDER 4-STROKE DIESEL ENGINE DRIVEN HYDRAULIC GEAR PUMP

www.flowfitonline.com
TECH. DATA SHEET
PE02

Loncin single cylinder 4-stroke air cooling Diesel engine, comes with Flowfit Bell housing, Drive Coupling and provided with the Gear Pump listed in the table below.

Please note at slower rpm pressure can be increased and flow can be decreased with slower engine setting.

PART NO.	FLOW L/MIN	PRESSURE PSI	PUMP CC	ENGINE HP	ENGINE MODEL	NETT. PRICE	
						£ STERLING	€ EUROS
ZZ010400	10.5	3045	3.2	6.5	D350FD	£833.12	€ 941.43
ZZ009230	19.5	3045	6.3	9	D440FD	£1321.28	€ 1,493.05

PETROL ENGINE DRIVEN HYDRAULIC HI-LOW GEAR PUMP SETS

Petrol pump sets are perfect for installations where no electrical power is available or in conditions suitable solely for petrol.

Examples of ideal usage situations are: boatyards, offshore applications, boat applications, mobile applications, agriculture applications, industrial applications, emergency power situations, and any truck mounted for mobility plus cranes and log slitters.

Our complete range of petrol driven power packs are based on our range of loncin petrol engines from 5.5hp - 13hp, with pressures up to 210 bar and flows up to 61 l/min available on request.

All petrol pump sets are fully assembled and issued with 12 months warranty from invoice date.

HONDA 6.5 HP PETROL ENGINE DRIVEN HYDRAULIC GEAR PUMP HI-LOW

www.flowfitonline.com
TECH. DATA SHEET
PE03

Honda gx200ut1qx4 6.5 hp single cylinder 4-stroke air cooling petrol engine, flowfit bell housing and drive coupling, hi-low gear pump giving 36l/min@ 3000psi.

1st pump 6.3cc/rev • 2nd pump 2.1cc/rev

Please note at slower rpm pressure can be increased and flow can be decreased with slower engine setting.

PART NO.	FLOW L/MIN	PRESSURE PSI	PUMP	ENGINE HP	ENGINE MODEL	NETT. PRICE	
						£ STERLING	€ EUROS
ZZ002406	36	3000	2 STAGE	6.5	GX200UT1QX4	£606.86	€ 685.75



LONCIN 5.5 HP PETROL ENGINE DRIVEN HYDRAULIC GEAR PUMP HI-LOW

www.flowfitonline.com
TECH. DATA SHEET
PE03

Loncin g160fq 5.5 hp single cylinder 4-stroke air cooling petrol engine, flowfit bell housing and drive coupling, hi-low gear pump giving 36l/min@ 3000psi.

1st pump 6.3cc/rev • 2nd pump 2.1cc/rev

Please note at slower rpm pressure can be increased and flow can be decreased with slower engine setting.

PART NO.	FLOW L/MIN	PRESSURE PSI	PUMP	ENGINE HP	ENGINE MODEL	NETT. PRICE	
						£ STERLING	€ EUROS
ZZ001356	36	3000	2 STAGE	5.5	G160FQ	£429.96	€ 485.85



FLOWFIT PETROL ENGINE DRIVEN HI-LO PUMP CAPABLE OF PRODUCING 36 L/MIN OF FLOW AND 3000 PSI OF PRESSURE

These 2 stage petrol pump sets can give you much faster cycle times and higher possible pressures with a small engine. Excellent for use on log splitter applications and are 85% efficient.

The HI-LO gear pump changes internally on the high flow pump preset at 400-900 psi low pressure to low flow pump at 3000 psi for the high pressure pump.

Applications for the HI-LO pump are log splitters and presses where rapid movement of the cylinder at low pressure is required prior to automatically switching to the high pressure mode to meet load requirements.

THE BASIC LONCIN PETROL ENGINE DRIVEN HI-LO PUMPSET CONSISTS OF:

- LONCIN 5.5 HP SINGLE CYLINDER 4-STROKE AIR COOLING PETROL ENGINE.
- FLOWFIT 8 GPM HI-LO GEAR PUMP GIVING 36 L/MIN @ 3000 PSI AT 3600 RPM.
- FLOWFIT BELL HOUSING AND DRIVE COUPLING

• PLEASE ALSO NOTE FLOW CAN BE DECREASED WITH SLOWER ENGINE SETTING PLEASE NOTE HORSEPOWER AVAILABLE WILL DROP OFF.

ALL PETROL PUMP SETS ARE FULLY ASSEMBLED AND ISSUED WITH 12 MONTHS WARRANTY FROM INVOICE DATE.

THESE PETROL PUMP SETS ARE PERFECT FOR INSTALLATIONS WHERE

NO ELECTRICAL POWER IS AVAILABLE OR CONDITIONS ARE NOT SUITABLE TO USE ELECTRICITY.

EXAMPLE OF IDEAL USAGE SITUATIONS ARE:

- LOG SPLITTER APPLICATIONS
- BOATYARDS.
- OFFSHORE APPLICATIONS
- BOAT APPLICATIONS
- MOBILE APPLICATIONS
- AGRICULTURAL APPLICATIONS
- INDUSTRIAL APPLICATIONS
- EMERGENCY POWER SITUATIONS
- TRUCK MOUNTED CRANES

OUR COMPLETE RANGE OF PETROL DRIVEN POWER PACKS ARE BASED ON A RANGE OF LONCIN PETROL ENGINES FROM 2.6KW - 15.3KW, WITH PRESSURES UP TO 210 BAR AND FLOWS UP TO 72.6 L/MIN AVAILABLE ON REQUEST.

FOR CUSTOMER SUPPORT ON THIS ITEM PLEASE CALL 01584876033

PLEASE NOTE THAT DELIVERY TIME WILL DEPEND ON THE STYLE OF PACK YOU REQUIRE.

We can ship worldwide and will quote delivery costs on request.

TOTAL FLOW L/MIN @900 PSI AND 3600 RPM

36 L/MIN

TOTAL FLOW L/MIN @3000 PSI AND 3600 RPM

12.96 L/MIN

HONDA 9 HP PETROL ENGINE DRIVEN HYDRAULIC GEAR PUMP HI-LOW

www.flowfitonline.com
TECH. DATA SHEET
PE03

Honda GX270UT2QXQ4 9.0 hp single cylinder 4-stroke air cooling petrol engine, Flowfit bell housing and drive coupling, hi-low gear pump giving 44.6l/min@ 3000psi.

1st pump 8.8cc/rev • 2nd pump 3.6cc/rev

Please note at slower rpm pressure can be increased and flow can be decreased with slower engine setting.

PART NO.	FLOW L/MIN	PRESSURE PSI	PUMP	ENGINE HP	ENGINE MODEL	NETT. PRICE	
						£ STERLING	€ EUROS
ZZ002408	44.6	3000	2 STAGE	9	GX270UT2QXQ4	£939.19	€ 1,061.29



LONCIN 9 HP PETROL ENGINE DRIVEN HYDRAULIC GEAR PUMP HI-LOW

www.flowfitonline.com
TECH. DATA SHEET
PE03

Loncin G270 9.0 hp single cylinder 4-stroke air cooling petrol engine, Flowfit bell housing and drive coupling, hi-low gear pump giving 44.6l/min@ 3000psi.

1st pump 8.8cc/rev • 2nd pump 3.6cc/rev

Please note at slower rpm pressure can be increased and flow can be decreased with slower engine setting.

TOTAL FLOW L/MIN @900 PSI AND 3600 RPM	TOTAL FLOW L/MIN @3000 PSI AND 3600 RPM
44.6 L/MIN	12.96 L/MIN

PART NO.	FLOW L/MIN	PRESSURE PSI	PUMP	ENGINE HP	ENGINE MODEL	NETT. PRICE	
						£ STERLING	€ EUROS
ZZ001360	44.6	3000	2 STAGE	9	G270FQ	£653.23	€ 738.14



FLOWFIT PETROL ENGINE DRIVEN HI-LO PUMP CAPABLE OF PRODUCING 49.9 L/MIN OF FLOW AND 3000 PSI OF PRESSURE

These 2 stage petrol pump sets can give you much faster cycle times and higher possible pressures with a small engine. Excellent for use on log splitter applications and are 85% efficient.

The HI-LO gear pump changes internally on the high flow pump preset at 400-900 psi low pressure to low flow pump at 3000 psi for the high pressure pump.

Applications for the HI-LO pump are log splitters and presses where rapid movement of the cylinder at low pressure is required prior to automatically switching to the high pressure mode to meet load requirements.

THE BASIC LONCIN PETROL ENGINE DRIVEN HI-LO PUMPSET CONSISTS OF:

- LONCIN 9 HP SINGLE CYLINDER 4-STROKE AIR COOLING PETROL ENGINE.
- FLOWFIT 11 GPM HI-LO GEAR PUMP GIVING 49.9 L/MIN @ 3000 PSI AT 3600 RPM.
- FLOWFIT BELL HOUSING AND DRIVE COUPLING
- PLEASE ALSO NOTE FLOW CAN BE DECREASED WITH SLOWER ENGINE SETTING PLEASE NOTE HORSEPOWER AVAILABLE WILL DROP OFF.

ALL PETROL PUMP SETS ARE FULLY ASSEMBLED AND ISSUED WITH 12 MONTHS WARRANTY FROM INVOICE DATE.

THESE PETROL PUMP SETS ARE PERFECT FOR INSTALLATIONS WHERE NO ELECTRICAL POWER IS AVAILABLE OR CONDITIONS ARE NOT SUITABLE TO USE ELECTRICITY.

EXAMPLE OF IDEAL USAGE SITUATIONS ARE:

- LOG SPLITTER APPLICATIONS
- BOATYARDS.
- OFFSHORE APPLICATIONS
- BOAT APPLICATIONS
- MOBILE APPLICATIONS
- AGRICULTURAL APPLICATIONS
- INDUSTRIAL APPLICATIONS
- EMERGENCY POWER SITUATIONS
- TRUCK MOUNTED CRANES

OUR COMPLETE RANGE OF PETROL DRIVEN POWER PACKS ARE BASED ON A RANGE OF LONCIN PETROL ENGINES FROM 2.6KW - 15.3KW, WITH PRESSURES UP TO 210 BAR AND FLOWS UP TO 72.6 L/MIN AVAILABLE ON REQUEST.

FOR CUSTOMER SUPPORT ON THIS ITEM PLEASE CALL 01584876033 PLEASE NOTE THAT DELIVERY TIME WILL DEPEND ON THE STYLE OF PACK YOU REQUIRE.

We can ship worldwide and will quote delivery costs on request.

HONDA 13 HP PETROL ENGINE DRIVEN HYDRAULIC GEAR PUMP HI-LOW

www.flowfitonline.com
TECH. DATA SHEET
PE03

Honda GX390UT2QXQ4 13 hp single cylinder 4-stroke air cooling petrol engine, Flowfit bell housing and drive coupling, hi-low gear pump giving 61.5l/min@ 3000psi.

1st pump 12.9cc/rev • 2nd pump 4.1cc/rev

Please note at slower rpm pressure can be increased and flow can be decreased with slower engine setting.

PART NO.	FLOW L/MIN	PRESSURE PSI	PUMP	ENGINE HP	ENGINE MODEL	NETT. PRICE	
						£ STERLING	€ EUROS
ZZ002410	61.5	3000	2 STAGE	13	GX390UT2QXQ4	£1,093.79	€ 1,235.99

LONCIN 13 HP PETROL ENGINE DRIVEN HYDRAULIC GEAR PUMP HI-LOW

www.flowfitonline.com
TECH. DATA SHEET
PE03

Loncin G390 13 hp single cylinder 4-stroke air cooling petrol engine, flowfit bell housing and drive coupling, hi-low gear pump giving 61.5l/min@ 3000psi.

1st pump 12.9cc/rev • 2nd pump 4.1cc/rev

Please note at slower rpm pressure can be increased and flow can be decreased with slower engine setting.

TOTAL FLOW L/MIN @900 PSI AND 3600 RPM	TOTAL FLOW L/MIN @3000 PSI AND 3600 RPM
61.5 L/MIN	15.08 L/MIN

PART NO.	FLOW L/MIN	PRESSURE PSI	PUMP	ENGINE HP	ENGINE MODEL	NETT. PRICE	
						£ STERLING	€ EUROS
ZZ001355	61.5	3000	2 STAGE	13	G390FQ	£739.50	€ 835.63



FLOWFIT PETROL ENGINE DRIVEN HI-LO PUMP CAPABLE OF PRODUCING 72.6 L/MIN OF FLOW AND 3000 PSI OF PRESSURE

These 2 stage petrol pump sets can give you much faster cycle times and higher possible pressures with a small engine. Excellent for use on log splitter applications and are 85% efficient.

The HI-LO gear pump changes internally on the high flow pump preset at 400-900 psi low pressure to low flow pump at 3000 psi for the high pressure pump.

Applications for the HI-LO pump are log splitters and presses where rapid movement of the cylinder at low pressure is required prior to automatically switching to the high pressure mode to meet load requirements.

THE BASIC FLOWFIT PETROL ENGINE DRIVEN HI-LO PUMPSET CONSISTS OF:

- LONCIN 13HP SINGLE CYLINDER 4-STROKE AIR COOLING PETROL ENGINE.
- FLOWFIT 16 GPM HI-LO GEAR PUMP GIVING 72.6 L/MIN @ 3000 PSI AT 3600 RPM.
- FLOWFIT BELL HOUSING AND DRIVE COUPLING
- PLEASE ALSO NOTE FLOW CAN BE DECREASED WITH SLOWER ENGINE SETTING PLEASE NOTE HORSEPOWER AVAILABLE WILL DROP OFF.

ALL PETROL PUMP SETS ARE FULLY ASSEMBLED AND ISSUED WITH 12 MONTHS WARRANTY FROM INVOICE DATE.

THESE PETROL PUMP SETS ARE PERFECT FOR INSTALLATIONS WHERE NO ELECTRICAL POWER IS AVAILABLE OR CONDITIONS ARE NOT SUITABLE TO USE ELECTRICITY.

EXAMPLE OF IDEAL USAGE SITUATIONS ARE:

- LOG SPLITTER APPLICATIONS
- BOATYARDS.
- OFFSHORE APPLICATIONS
- BOAT APPLICATIONS
- MOBILE APPLICATIONS
- AGRICULTURAL APPLICATIONS
- INDUSTRIAL APPLICATIONS
- EMERGENCY POWER SITUATIONS
- TRUCK MOUNTED CRANES

OUR COMPLETE RANGE OF PETROL DRIVEN POWER PACKS ARE BASED ON A RANGE OF LONCIN PETROL ENGINES FROM 2.6KW - 15.3KW, WITH PRESSURES UP TO 210 BAR AND FLOWS UP TO 72.6 L/MIN AVAILABLE ON REQUEST.

FOR CUSTOMER SUPPORT ON THIS ITEM PLEASE CALL 01584876033 PLEASE NOTE THAT DELIVERY TIME WILL DEPEND ON THE STYLE OF PACK YOU REQUIRE.

We can ship worldwide and will quote delivery costs on request.

HONDA 20 HP PETROL ENGINE DRIVEN HYDRAULIC GEAR PUMP HI-LOW

www.flowfitonline.com
TECH. DATA SHEET
PE03

Honda GX630-F-M 20 hp twin cylinder air cooled petrol engine, flowfit bell housing and drive coupling, hi-low gear pump giving 89.1l/min@ 3000psi. 1st pump 19cc/rev. 2nd pump 4.2cc/rev.

Please note at slower rpm pressure can be increased and flow can be decreased with slower engine setting.

• comes with recoil and electric start • comes with fuel tank and muffler fitted

PART NO.	FLOW L/MIN	PRESSURE PSI	PUMP	ENGINE HP	ENGINE MODEL	NETT. PRICE	
						£ STERLING	€ EUROS
ZZ004413	89.1	3000	2 STAGE	20	GX630-F-M	£2,454.49	€ 2,773.58

LONCIN 6.5 HP DIESEL ENGINE DRIVEN HYDRAULIC HI-LOW GEAR PUMP

www.flowfitonline.com
TECH. DATA SHEET
PE03

Loncin D350FD 5.5 HP single cylinder 4-stroke air cooling Diesel engine, flowfit bell housing and drive coupling, hi-low gear pump giving 36l/min @ 3000psi

1st pump 6.3cc/rev · 2nd pump 2.1cc/rev

Please note at slower rpm pressure can be increased and flow can be decreased with slower engine setting.

PART NO.	FLOW L/MIN	PRESSURE PSI	PUMP	ENGINE HP	ENGINE MODEL	NETT. PRICE	
						£ STERLING	€ EUROS
ZZ010401	36	3000	2 STAGE	6.5	D350FD	£894.66	€ 1,010.97



FLOWFIT DIESEL ENGINE DRIVEN HI-LO PUMP CAPABLE OF PRODUCING 36 L/MIN OF FLOW AND 3000 PSI OF PRESSURE

These 2 stage diesel pump sets can give you much faster cycle times and higher possible pressures with a small engine. Excellent for use on log splitter applications and are 85% efficient.

The HI-LO gear pump changes internally on the high flow pump preset at 400-900 psi low pressure to low flow pump at 3000 psi for the high pressure pump.

Applications for the HI-LO pump are log splitters and presses where rapid movement of the cylinder at low pressure is required prior to automatically switching to the high pressure mode to meet load requirements.

THE BASIC LONCIN DIESEL ENGINE DRIVEN HI-LO PUMPSET CONSISTS OF:

- LONCIN 5.5 HP SINGLE CYLINDER 4-STROKE AIR COOLING DIESEL ENGINE.
- FLOWFIT 8 GPM HI-LO GEAR PUMP GIVING 36 L/MIN @ 3000 PSI AT 3600 RPM.
- FLOWFIT BELL HOUSING AND DRIVE COUPLING
- PLEASE ALSO NOTE FLOW CAN BE DECREASED WITH SLOWER ENGINE SETTING PLEASE NOTE HORSEPOWER AVAILABLE WILL DROP OFF.

ALL DIESEL PUMP SETS ARE FULLY ASSEMBLED AND ISSUED WITH 12 MONTHS WARRANTY FROM INVOICE DATE.

THESE DIESEL PUMP SETS ARE PERFECT FOR INSTALLATIONS WHERE

NO ELECTRICAL POWER IS AVAILABLE OR CONDITIONS ARE NOT SUITABLE TO USE ELECTRICITY.

EXAMPLE OF IDEAL USAGE SITUATIONS ARE:

- LOG SPLITTER APPLICATIONS
- BOATYARDS.
- OFFSHORE APPLICATIONS
- BOAT APPLICATIONS
- MOBILE APPLICATIONS
- AGRICULTURAL APPLICATIONS
- INDUSTRIAL APPLICATIONS
- EMERGENCY POWER SITUATIONS
- TRUCK MOUNTED CRANES

OUR COMPLETE RANGE OF DIESEL DRIVEN POWER PACKS ARE BASED ON A RANGE OF LONCIN DIESEL ENGINES FROM 2.6KW - 15.3KW. WITH PRESSURES UP TO 210 BAR AND FLOWS UP TO 72.6 L/MIN AVAILABLE ON REQUEST.

FOR CUSTOMER SUPPORT ON THIS ITEM PLEASE CALL 01584876033 PLEASE NOTE THAT DELIVERY TIME WILL DEPEND ON THE STYLE OF PACK YOU REQUIRE.

We can ship worldwide and will quote delivery costs on request.

TOTAL FLOW L/MIN @900 PSI AND 3600 RPM	TOTAL FLOW L/MIN @3000 PSI AND 3600 RPM
36 L/MIN	12.96 L/MIN

LONGIN 9 HP DIESEL ENGINE DRIVEN HYDRAULIC HI-LOW GEAR PUMP

www.flowfitonline.com
TECH. DATA SHEET
PE03

Loncin D440FD 9 HP single cylinder 4-stroke air cooling Diesel engine, flowfit bell housing and drive coupling, hi-low gear pump giving 44.6l/min @ 3000psi

1st pump 8.8cc/rev · 2nd pump 3.6cc/rev

Please note at slower rpm pressure can be increased and flow can be decreased with slower engine setting.

TOTAL FLOW L/MIN @900 PSI AND 3600 RPM	TOTAL FLOW L/MIN @3000 PSI AND 3600 RPM
44.6 L/MIN	12.96 L/MIN

PART NO.	FLOW L/MIN	PRESSURE PSI	PUMP	ENGINE HP	ENGINE MODEL	NETT. PRICE	
						£ STERLING	€ EUROS
ZZ010401	44.6	3000	2 STAGE	9	D440FD	£1282.46	€ 1,449.18



FLOWFIT DIESEL ENGINE DRIVEN HI-LO PUMP CAPABLE OF PRODUCING 49.9 L/MIN OF FLOW AND 3000 PSI OF PRESSURE

These 2 stage diesel pump sets can give you much faster cycle times and higher possible pressures with a small engine. Excellent for use on log splitter applications and are 85% efficient.

The HI-LO gear pump changes internally on the high flow pump preset at 400-900 psi low pressure to low flow pump at 3000 psi for the high pressure pump.

Applications for the HI-LO pump are log splitters and presses where rapid movement of the cylinder at low pressure is required prior to automatically switching to the high pressure mode to meet load requirements.

THE BASIC LONCIN DIESEL ENGINE DRIVEN HI-LO PUMPSET CONSISTS OF:

- LONCIN 9 HP SINGLE CYLINDER 4-STROKE AIR COOLING DIESEL ENGINE.
- FLOWFIT 11 GPM HI-LO GEAR PUMP GIVING 49.9 L/MIN @ 3000 PSI AT 3600 RPM.
- FLOWFIT BELL HOUSING AND DRIVE COUPLING
- PLEASE ALSO NOTE FLOW CAN BE DECREASED WITH SLOWER ENGINE SETTING PLEASE NOTE HORSEPOWER AVAILABLE WILL DROP OFF.

ALL DIESEL PUMP SETS ARE FULLY ASSEMBLED AND ISSUED WITH 12 MONTHS WARRANTY FROM INVOICE DATE.

THESE DIESEL PUMP SETS ARE PERFECT FOR INSTALLATIONS WHERE NO ELECTRICAL POWER IS AVAILABLE OR CONDITIONS ARE NOT SUITABLE TO USE ELECTRICITY.

EXAMPLE OF IDEAL USAGE SITUATIONS ARE:

- LOG SPLITTER APPLICATIONS
- BOATYARDS.
- OFFSHORE APPLICATIONS
- BOAT APPLICATIONS
- MOBILE APPLICATIONS
- AGRICULTURAL APPLICATIONS
- INDUSTRIAL APPLICATIONS
- EMERGENCY POWER SITUATIONS
- TRUCK MOUNTED CRANES

OUR COMPLETE RANGE OF DIESEL DRIVEN POWER PACKS ARE BASED ON A RANGE OF LONCIN DIESEL ENGINES FROM 2.6KW - 15.3KW, WITH PRESSURES UP TO 210 BAR AND FLOWS UP TO 72.6 L/MIN AVAILABLE ON REQUEST.

FOR CUSTOMER SUPPORT ON THIS ITEM PLEASE CALL 01584876033 PLEASE NOTE THAT DELIVERY TIME WILL DEPEND ON THE STYLE OF PACK YOU REQUIRE.

WE CAN SHIP WORLDWIDE AND WILL QUOTE DELIVERY COSTS ON REQUEST.

FLOWFIT HYDRAULIC MOTORS

PRODUCT	PAGE
HYDRAULIC MOTOR SERIES FFPMM	206
HYDRAULIC MOTOR SERIES FFPM	207
HYDRAULIC MOTOR SERIES FFPRM	209
HYDRAULIC MOTOR SERIES FFPMH	211
HYDRAULIC MOTOR SERIES FFPMS	212
HYDRAULIC MOTOR SERIES FFPMSY	215
HYDRAULIC MOTOR SERIES FFPMT	216
HYDRAULIC MOTOR SERIES FFPMV	218



**FROM
ONLY
£79.37
+VAT**



**FROM
ONLY
£95.19
+VAT**



**FROM
ONLY
£183.01
+VAT**



QUALITY PRODUCTS

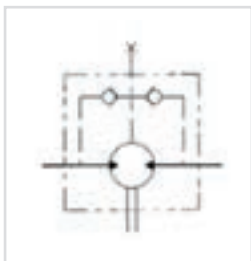


FREE ADVICE

*If the part
number needed
is not listed
please ask
the Flowfit
Sales Team*

HYDRAULIC MOTOR SERIES FFPMM

www.flowfitonline.com
TECH. DATA SHEET
FHM01



The FFPMM hydraulic series motor provides high output torque from a very small package. All FFPMM hydraulic motors have built in check valves ensuring pressure on the shaft seal does not exceed the return line pressure. FFPMM hydraulic motors can replace Sauer Danfoss OMM motors.

The anti-rust coating colour is phosphatizing coat. Phosphate coating is used for increased corrosion protection, and improved friction properties. This is applied to threaded parts and top coated with oil to add anti-galling and rust inhibiting characteristics. Its Colour is, dark grey / black.

- Spool valve type with gerotor
- With or without flange
- Optimized for small spaces
- Internal check valve
- Side and rear ports
- Usage without drain line possible

TYPE	FFPMM		FFPMM		FFPMM		FFPMM	
	8	12.5	20	32	40	50		
Displacement [cm ³ /REV]	8.2	12.9	19.9	31.6	39.8	50.3		
Max. Speed [RPM]	Cont.	1950	1550	1000	630	500	400	
	Int.(1)	2450	1940	1250	800	630	500	
Max. Torque [daNm]	Cont.	11	16	25	40	45	46	
	Int.(1)	15	23	35	57	70	88	
	Peak (2)	21	33	51	64	82	100	
Max. Output Power [kW]	Cont.	1.8	2.4	2.4	2.4	2.2	1.8	
	Int.(1)	2.6	3.2	3.2	3.2	3.2	3.2	
Max. Pressure Drop [bar]	Cont	100	100	100	100	90	70	
	Int.(1)	140	140	140	140	140	140	
	Peak (2)	200	200	200	160	160	160	
Max.Oil flow [l/min]	Cont	16	20	20	20	20	20	
	Int.(1)	20	25	25	25	25	25	
Max. Input Pressure [bar]	Cont.	175	175	175	175	175	175	
	Int.(1)	225	225	225	225	225	225	
Weight [kg]	1.9	2	2.1	2.2	2.3	2.4		

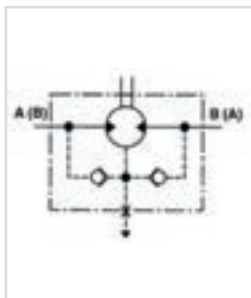
PART NUMBER	DESCRIPTION	NETT. PRICE	
		£ STERLING	€ EUROS
FFPMM12.5C	Hydraulic motor FFPMM12.5C, 12,9 ccm/REV, shaft 16mm, G 3/8 inch, rear ports	£72.95	€ 82.43
FFPMM20C	Hydraulic motor FFPMM20C, 19,9 ccm/REV, shaft 16mm, G3/8 inch, rear ports	£72.95	€ 82.43
FFPMM32C	Hydraulic motor FFPMM32C, 31,6 ccm/REV, shaft 16mm, G3/8 inch, rear ports	£74.59	€ 84.29
FFPMM32SH	Hydraulic motor FFPMM32SH, 31,6 ccm/REV, splined shaft 16,5mm 14 T., G3/8 inch, rear ports	£76.22	€ 86.13
FFPMM40C	Hydraulic motor FFPMM40C, 39,8 ccm/REV, shaft 16mm, G 3/8 inch, rear ports	£76.22	€ 86.13
FFPMM40SH	Hydraulic motor FFPMM40SH, 39,8 ccm/REV, splined shaft 16,5mm 14 T., G3/8 inch, rear ports	£77.85	€ 87.97
FFPMM50C	Hydraulic motor FFPMM50C, 50,3 ccm/REV, shaft 16mm, G 3/8 inch, rear ports	£77.85	€ 87.97
FFPMM8C	Hydraulic motor FFPMM8C, 8,2 ccm/REV, shaft 16mm, G 3/8 inch, rear ports	£73.30	€ 82.83
FFPMMFS12.5C	Hydraulic motor FFPMMFS12.5C, 12,9 ccm/REV, shaft 16mm, G 3/8 inch, oval mount, side ports	£84.33	€ 95.30
FFPMMFS20C	Hydraulic motor FFPMMFS20C, 19,9 ccm/REV, shaft 16mm, G 3/8 inch, oval mount, side ports	£84.33	€ 95.30
FFPMMFS32C	Hydraulic motor FFPMMFS32C, 31,6 ccm/REV, shaft 16mm, G 3/8 inch, oval mount, side ports	£86.13	€ 97.32
FFPMMFS8C	Hydraulic motor FFPMMFS8C, 8,2 ccm/REV, shaft 16mm, G 3/8 inch, oval mount, side ports	£86.13	€ 97.32
FFPMMS12.5C	Hydraulic motor FFPMMS12.5C, 12,9 ccm/REV, shaft 16mm, G 3/8 inch, side ports	£81.68	€ 92.30
FFPMMS20C	Hydraulic motor FFPMMS20C, 19,9 ccm/REV, shaft 16mm, G 3/8 inch, side ports	£81.68	€ 92.30
FFPMMS32C	Hydraulic motor FFPMMS32C, 31,6 ccm/REV, shaft 16mm, G 3/8 inch, side ports	£83.48	€ 94.33
FFPMMS40C	Hydraulic motor FFPMMS40C, 39,8 ccm/REV, shaft 16mm, G 3/8 inch, side ports	£85.27	€ 96.35
FFPMMS50C	Hydraulic motor FFPMMS50C, 50,3 ccm/REV, shaft 16mm, G 3/8 inch, side ports	£87.03	€ 98.34
FFPMMS8C	Hydraulic motor FFPMMS8C, 8,2 ccm/REV, shaft 16mm, G 3/8 inch, side ports	£81.68	€ 92.30

(1) Intermittent operation rating applies to 6 sec. of every minute

(2) Peak load rating applies to 0,6 sec of every minute

HYDRAULIC MOTOR SERIES FFPM

www.flowfitonline.com
TECH. DATA SHEET
FHM02



The FFPM series hydraulic motor comes in a small envelope size and provides an economical solution when high torque is required. Industry standard housings and shafts enables the FFPM hydraulic motor to interchange with most makes of motor. Flowfit fully interchanges with the Sauer Danfoss OMP range of hydraulic motors and other well known brands. High pressure shaft seal offers superior seal life and performance. See the range below.

The anti-rust coating colour is phosphating coat. Phosphate coating is used for increased corrosion protection, and improved friction properties. This is applied to threaded parts and top coated with oil to add anti-galling and rust inhibiting characteristics. Its Colour is, dark grey / black.

- Spool valve type.
- Compact design
- Optimized for small spaces
- Internal check valve
- Usage without drain line possible
- High pressure seal is standard

TYPE	FFPM	FFPM	FFPM	FFPM	FFPM	FFPM(1)	FFPM(2)	FFPM(1)	FFPM(2)	FFPM(1)	FFPM(2)	FFPM(1)	FFPM(2)	
	50	80	100	125	160	200	200	250	250	315	315	400	400	
Displacement [cm ³ /REV]	51.7	77.7	96.2	117.2	155.5	189.9	189.9	231	231	311.7	311.7	386.2	386.2	
Max. Speed [RPM]	Cont	1180	760	600	485	380	302	302	240	240	190	190	150	150
	Int.(3)	1380	940	750	600	475	380	380	302	302	235	235	190	190
Max. Torque [daNm]	Cont.	9.3	14.9	19	23.4	31	36.4	35.9	45.2	35.1	46.3	34.2	48.2	34.8
	Int.(3)	12	19	23	29	37	45.2	43.5	58.9	46.8	54.3	49.2	55.5	45.4
	Peak (4)	14	21.9	26.5	36.2	42.6	54.5	54.5	64.2	58.5	70.5	68.4	78.7	68.8.
Max. Output Power [kW]	Cont.	10.2	10.1	10.3	10	10	10	9.6	9.4	7.4	7.5	5.6	6.3	4.6
	Int.(3)	12.3	12.3	12.5	12	12	12	12	12	12	9	9	7.8	7.8
Max. Pressure Drop [bar]	Cont	140	140	140	140	140	140	135	135	105	115	80	90	65
	Int.(3)	175	175	175	175	175	175	160	175	140	135	115	110	90
	Peak (4)	210	210	210	210	210	210	210	210	200	175	175	160	160
Max. Oil flow [l/min]	Cont	50	60	60	60	60	60	60	60	60	60	60	60	60
	Int.(3)	60	75	75	75	75	75	75	75	75	75	75	75	75
Max. Input Pressure [bar]	Cont.	160	160	160	160	160	160	160	160	160	160	160	160	160
	Int.(3)	175	175	175	175	175	175	175	175	175	175	175	175	175
	Peak (4)	210	210	210	210	210	210	210	210	210	210	210	210	210
Weight [kg]	5.6	5.7	5.9	6.0	6.2	6.4	6.4	6.6	6.6	6.9	6.9	7.4	7.4	

(1) FFPM Motor with CB, SH, K and SB shafts

(2) FFPM Motor with C, CO and S shafts

(3) Intermittend operation rating applies to 6 sec. of every minute

(4) Peak load rating applies to 0,6 sec of every minute

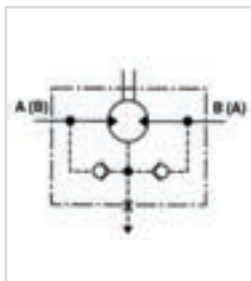
PART NUMBER	DESCRIPTION	NETT. PRICE	
		£ STERLING	€ EUROS
FFPM100CB	Hydraulic motor FFPM100CB, 98,6 ccm/REV, shaft 32mm, 2-hole SAE A, G 1/2 inch, HPS	£86.98	€ 98.29
FFPM100CD	Hydraulic motor FFPM100CD, 98,6 ccm/REV, shaft 25mm, 2-hole SAE A, G 1/2 inch, HPS	£82.80	€ 93.56
FFPM100COD	Hydraulic motor FFPM100COD, 98,6 ccm/REV, shaft 25,4mm, 2-hole SAE A, G 1/2 inch, HPS	£90.68	€ 102.47
FFPM100SHD	Hydraulic motor FFPM100SHD, 98,6 ccm/REV, splined shaft SAE 6B, 2-hole SAE A, G 1/2 inch, HPS	£90.68	€ 102.47
FFPM125CB	Hydraulic motor FFPM125CB, 123,5 ccm/REV, shaft 32mm, 2-hole SAE A, G 1/2 inch	£88.89	€ 100.45
FFPM125CD	Hydraulic motor FFPM125CD, 123,5 ccm/REV, shaft 25mm, 2-hole SAE A, G 1/2 inch, HPS	£84.54	€ 95.52
FFPM125COD	Hydraulic motor FFPM125CD, 123,5 ccm/REV, shaft 25,4mm, 2-hole SAE A, G 1/2 inch, HPS	£92.58	€ 104.62
FFPM125SHD	Hydraulic motor FFPM125SHD, 123,5 ccm/REV, splined shaft SAE 6B, 2-hole SAE A, G 1/2 inch	£92.58	€ 104.62
FFPM160CB	Hydraulic motor FFPM160CB, 158,6 ccm/REV, shaft 32mm, 2-hole SAE A, G 1/2 inch, HPS	£91.86	€ 103.80
FFPM160CD	Hydraulic motor FFPM160CD, 158,6 ccm/REV, shaft 25mm, 2-hole SAE A, G 1/2 inch, HPS	£87.25	€ 98.59
FFPM160COD	Hydraulic motor FFPM160CD, 158,6 ccm/REV, shaft 25,4mm, 2-hole SAE A, G 1/2 inch, HPS	£95.55	€ 107.97
FFPM160SHD	Hydraulic motor FFPM160SHD, 158,6 ccm/REV, splined SAE 6B, 2-hole SAE A, G 1/2 inch, G1/2"	£95.55	€ 107.97
FFPM200CB	Hydraulic motor FFPM200CB, 197,9 ccm/REV, shaft 32mm, 2-hole SAE A, G 1/2 inch, HPS	£94.65	€ 106.95

Continued on next page

PART NUMBER	DESCRIPTION	NETT. PRICE	
		£ STERLING	€ EUROS
FFPM200CD	Hydraulic motor FFPM200CD, 197,9 ccm/REV, shaft 25mm, 2-hole SAE A, G 1/2 inch, HPS	£90.31	€ 102.05
FFPM200COD	Hydraulic motor FFPM200COD, 197,9 ccm/REV, shaft 25,4mm, 2-hole SAE A, G 1/2 inch, HPS	£98.90	€ 111.75
FFPM200SHD	Hydraulic motor FFPM200SHD, 197,9 ccm/REV, splined shaft SAE 6B, 2-hole SAE A, G 1/2 inch, HPS	£98.90	€ 111.75
FFPM250CB	Hydraulic motor FFPM250CB, 247,5 ccm/REV, shaft 32mm, 2-hole SAE A, G 1/2 inch, G 1/2"	£97.60	€ 110.29
FFPM250CD	Hydraulic motor FFPM250CD, 247,5 ccm/REV, shaft 25mm, 2-hole SAE A, G 1/2 inch, HPS	£92.50	€ 104.52
FFPM250COD	Hydraulic motor FFPM250COD, 247,5 ccm/REV, shaft 25,4mm, 2-hole SAE A, G 1/2 inch, HPS	£101.30	€ 114.47
FFPM250SHD	Hydraulic motor FFPM250SHD, 247,5 ccm/REV, splined shaft SAE 6B, 2-hole SAE A, G 1/2 inch	£101.30	€ 114.47
FFPM315CB	Hydraulic motor FFPM315CB, 316,5 ccm/REV, shaft 32mm, 2-hole SAE A, G 1/2 inch, HPS	£99.69	€ 112.65
FFPM315CD	Hydraulic motor FFPM315CD, 316,5 ccm/REV, shaft 25mm, 2-hole SAE A, G 1/2 inch, HPS	£94.39	€ 106.66
FFPM315COD	Hydraulic motor FFPM315COD, 316,5 ccm/REV, shaft 25,4mm, 2-hole SAE A, G 1/2 inch, HPS	£103.37	€ 116.81
FFPM315SHD	Hydraulic motor FFPM315SHD, 316,5 ccm/REV, splined shaft SAE 6B, 2-hole SAE A, G 1/2 inch, HPS	£103.37	€ 116.81
FFPM400CB	Hydraulic motor FFPM400CB, 396,5ccm/REV, shaft 32mm, 2-hole SAE A, G 1/2 inch, HPS	£102.76	€ 116.11
FFPM400CD	Hydraulic motor FFPM400CD, 396,5 ccm/REV, shaft 25mm, 2-hole SAE A, G 1/2 inch, HPS	£97.19	€ 109.83
FFPM400COD	Hydraulic motor FFPM400COD, 396,5 ccm/REV, shaft 25,4mm, 2-hole SAE A, G 1/2 inch, HPS	£106.46	€ 120.30
FFPM400SHD	Hydraulic motor FFPM400SHD, 396,5 ccm/REV, splined shaft SAE 6B, 2-hole SAE A, G 1/2 inch, HPS	£106.46	€ 120.30
FFPM50CB	Hydraulic motor FFPM50CB, 51,2 ccm/REV, shaft 32mm, 2-hole SAE A, G 1/2 inch	£83.11	€ 93.92
FFPM50CD	Hydraulic motor FFPM50CD, 51,2 ccm/REV, shaft 25mm, 2-hole SAE A, G 1/2 inch, HPS	£79.26	€ 89.56
FFPM50COD	Hydraulic motor FFPM50COD, 51,2 ccm/REV, shaft 25,4mm, 2-hole SAE A, G 1/2 inch, HPS	£86.80	€ 98.09
FFPM50SHD	Hydraulic motor FFPM50SHD, 51,2 ccm/REV, splined shaft SAE 6B, 2-hole SAE A, G 1/2 inch, HPS	£86.80	€ 98.09
FFPM80CB	Hydraulic motor FFPM80CB, 78,8 ccm/REV, shaft 32mm, 2-hole SAE A, G 1/2 inch	£85.00	€ 96.05
FFPM80CD	Hydraulic motor FFPM80CD, 78,8 ccm/REV, shaft 25mm, 2-hole SAE A, G 1/2 inch, HPS	£80.99	€ 91.52
FFPM80COD	Hydraulic motor FFPM80CD, 78,8 ccm/REV, shaft 25,4mm, 2-hole SAE A, G 1/2 inch, HPS	£88.71	€ 100.24
FFPM80SHD	Hydraulic motor FFPM80SHD, 78,8 ccm/REV, splined shaft SAE 6B, 2-hole SAE A, G 1/2 inch, HPS	£88.71	€ 100.24
FFPMF100CB	Hydraulic motor FFPMF100CB, 396,5ccm/REV, shaft 32mm, 4-hole SAE A, G 1/2 inch, HPS	£96.94	€ 109.54
FFPMF100CD	Hydraulic motor FFPMF100CD, 98,6 ccm/REV, shaft 25mm, 4-hole SAE A, G 1/2 inch, HPS	£100.98	€ 114.10
FFPMF125CB	Hydraulic motor FFPMF125CB, 123,5 ccm/REV, shaft 32mm, 4-hole SAE, G 1/2 inch	£99.00	€ 111.87
FFPMF160CB	Hydraulic motor FFPMF160CB, 158,6 ccm/REV, shaft 32mm, 4-hole SAE A, G 1/2 inch, HPS	£102.23	€ 115.52
FFPMF200CB	Hydraulic motor FFPMF200CB, 197,9 ccm/REV, shaft 32mm, 4-hole SAE A, G 1/2 inch, HPS	£105.29	€ 118.98
FFPMF250CB	Hydraulic motor FFPMF250CB, 247,5 ccm/REV, shaft 32mm, 4-hole SAE A, G 1/2 inch, HPS	£108.49	€ 122.59
FFPMF315CB	Hydraulic motor FFPMF315CB, 316,6ccm/REV, shaft 32mm, 4-hole SAE A, G 1/2 inch, HPS	£110.75	€ 125.15
FFPMF400CB	Hydraulic motor FFPMF400CB, 396,5ccm/REV, shaft 32mm, 4-hole SAE A, G 1/2 inch, HPS	£114.09	€ 128.92
FFPMF50CB	Hydraulic motor FFPMF50CB, 51,2ccm/REV, shaft 32mm, 4-hole SAE A, G 1/2 inch, HPS	£92.73	€ 104.78
FFPMF80CB	Hydraulic motor FFPMF80CB, 78,8ccm/REV, shaft 32mm, 4-hole SAE A, G 1/2 inch, HPS	£94.79	€ 107.11
FFPMN100CD	Hydraulic motor FFPMN100CD, 98,6 ccm/REV, shaft 25mm, 2-hole SAE A, G 1/2 inch, HPS needle bearing	£98.05	€ 110.80
FFPMN125CD	Hydraulic motor FFPMN125CD, 123,5 ccm/REV, shaft 25mm, 2-hole SAE A, G 1/2 inch, HPS, needle bearing	£99.97	€ 112.96
FFPMN160CD	Hydraulic motor FFPMN160CD, 158,6 ccm/REV, shaft 25mm, 2-hole SAE A, G 1/2 inch, HPS, needle bearing	£102.93	€ 116.31
FFPMN160COD	Hydraulic motor FFPMN160CD, 158,6 ccm/REV, shaft 25,4mm, 2-hole SAE A, G 1/2 inch, HPS, needle bearing	£102.92	€ 116.29
FFPMN200CD	Hydraulic motor FFPMN200CD, 197,9 ccm/REV, shaft 25mm, 2-hole SAE A, G 1/2 inch, HPS, needle bearing	£105.74	€ 119.48
FFPMN250CD	Hydraulic motor FFPMN250CD, 247,5 ccm/REV, shaft 25mm, 2-hole SAE A, G 1/2 inch, HPS, needle bearing	£108.69	€ 122.82
FFPMN315CD	Hydraulic motor FFPMN315CD, 316,5 ccm/REV, shaft 25mm, 2-hole SAE A, G 1/2 inch, HPS, needle bearing	£114.70	€ 129.61
FFPMN400CD	Hydraulic motor FFPMN400CD, 396,5 ccm/REV, shaft 25mm, 2-hole SAE A, G 1/2 inch, HPS needle bearing	£113.84	€ 128.64
FFPMN50CD	Hydraulic motor FFPMN50CD, 51,2 ccm/REV, shaft 25mm, 2-hole SAE A, G 1/2 inch, HPS, needle bearing	£94.18	€ 106.42
FFPMN80CD	Hydraulic motor FFPMN80CD, 78,8 ccm/REV, shaft 25mm, 2-hole SAE A, G 1/2 inch, HPS, needle bearing	£96.10	€ 108.59
FFPMP200CD	Hydraulic motor FFPMP200CD, 197,9 ccm/REV, shaft 25mm, 2-hole SAE A, G 1/2 inch, protection cap, HPS	£116.53	€ 131.67
FFPMP250CD	Hydraulic motor FFPMP250CD, 247,5 ccm/REV, shaft 25mm, 2-hole SAE A, G 1/2 inch, protection cap, HPS	£119.74	€ 135.30
FFPMQ100HD	Hydraulic motor FFPMQ100HD, 98,6 ccm/REV, shaft 25,4mm cross hole, 4-hole flange, HPS	£101.76	€ 114.99
FFPMQ125CD	Hydraulic motor FFPMQ125CD, 123,5 ccm/REV, shaft 25mm, 4-hole Square Flange, G 1/2 inch, HPS	£103.84	€ 117.34
FFPMQ125HD	Hydraulic motor FFPMQ125HAD, 123,5 ccm/REV, shaft 25,4mm cross hole, 4-hole flange, HPS	£103.84	€ 117.34
FFPMQ160CD	Hydraulic motor FFPMQ160CD, 158,6 ccm/REV, shaft 25mm, 4-hole Square Flange, G 1/2 inch, HPS	£107.05	€ 120.97
FFPMQ50CD	Hydraulic motor FFPMQ50CD, 51,2 ccm/REV, shaft 25mm, 4-hole square flange, G 1/2 inch, HPS	£97.55	€ 110.23
FFPMQ80CD	Hydraulic motor FFPMQ80CD, 78,8 ccm/REV, shaft 25mm, 4-hole flange, HPS,	£99.63	€ 112.58
FFPMQ80COD	Hydraulic motor FFPMQ80COD, 78,8 ccm/REV, shaft 25,4mm, 4-hole flange, HPS,	£99.63	€ 112.58
FFPMW160CD	Hydraulic motor FFPMW160CD, 158,6 ccm/REV, shaft 25mm, Wheelflange, HPS, G 1/2"	£115.39	€ 130.39
FFPMW200CD	Hydraulic motor FFPMW200CD, 197,9 ccm/REV, shaft 25mm, Wheelflange, HPS, G 1/2"	£118.46	€ 133.85
FFPMW250CD	Hydraulic motor FFPMW250CD, 247,5 ccm/REV, shaft 25mm, Wheelflange, HPS, G 1/2"	£121.68	€ 137.50
FFPMW315CD	Hydraulic motor FFPMW315CD, 316,5 ccm/REV, shaft 25mm, Wheelflange, HPS, G 1/2"	£123.91	€ 140.02
FFPMW400CD	Hydraulic motor FFPMW400CD, 396,5 ccm/REV, shaft 25mm, Wheelflange, HPS, G 1/2"	£127.26	€ 143.81
FFPMW80CD	Hydraulic motor FFPMW80CD, 78,8 ccm/REV, shaft 25mm, Wheelflange, HPS, G 1/2"	£107.98	€ 122.02

HYDRAULIC MOTOR SERIES FFPRM

www.flowfitonline.com
TECH. DATA SHEET
FHM03



The FFPRM series hydraulic motor provides high performance with high efficiency due to low rolling friction drive elements. Industry standard housings and shafts enables the FFPRM hydraulic motor to interchange with most makes of motor. Flowfit fully interchanges with the Sauer Danfoss OMR range. High pressure shaft seal offers superior seal life and performance.

The anti-rust coating colour is phosphatizing coat. Phosphate coating is used for increased corrosion protection, and improved friction properties. This is applied to threaded parts and top coated with oil to add anti-galling and rust inhibiting characteristics. Its Colour is, dark grey / black.

- Spool valve type with geroler
- Low starting torque and high efficiency
- Optimized for small spaces
- Internal check valve
- Usage without drain line possible
- High pressure seal is standard

TYPE	FFPRM													
	50	80	100	125	160	200	200	250	250	315	315	400	400	
Displacement [cm ³ /REV]	51.3	80.6	100.8	124.9	157.2	199.2	199.2	252	252	314.5	314.5	396.5	396.5	
Max. Speed [RPM]	Cont.	755	750	600	475	375	300	300	240	240	190	190	150	150
	Int.(3)	970	940	750	600	470	375	375	300	300	240	240	190	190
Max. Torque [daNm]	Cont.	10	19.6	24.2	27.1	38.9	45	38.5	53.8	38.8	53.1	38.5	58.5	35.5
	Int.(3)	12.6	22.1	28.1	33.9	42.8	50	46	60.8	57.9	63	57	68.7	59.8
	Peak (4)	16.8	27	32.1	36.8	45.8	56	56	70.6	65.5	83	83	86.8	71.3
"Max. Output Power [kW]"	Cont.	6.9	12.6	12	12.4	11.4	11	9	10.5	6.4	9	6	7.7	4.7
	Int.(3)	8.3	15	15	14.5	12.6	13	11.5	12	10.5	11	9.6	10.6	8.7
Max. Pressure Drop [bar]	Cont.	140	160	160	160	160	160	135	150	105	135	85	110	65
	Int.(3)	175	180	180	180	180	180	175	175	160	150	130	140	75
	Peak (4)	210	210	210	210	210	210	210	210	200	175	175	175	175
Max. Oil flow [l/min]	Cont.	40	60	60	60	60	60	60	60	60	60	60	60	60
	Int.(3)	50	75	75	75	75	75	75	75	75	75	75	75	75
Max. Input Pressure [bar]	Cont.	175	175	175	175	175	175	175	175	175	175	175	175	175
	Int.(3)	200	200	200	200	200	200	200	200	200	200	200	200	200
	Peak (4)	225	225	225	225	225	225	225	225	225	225	225	225	225
Weight [kg]	6.7	6.9	6.9	7.2	7.5	8.1	8.1	8.5	9.5	9.1	9.1	9.5	9.5	

(1) FFPRM Motor with CB, SH, K and SB shafts

(2) FFPRM Motor with C, CO and S shafts

(3) Intermittend operation rating applies to 6 sec. of every minute

(4) Peak load rating applies to 0,6 sec of every minute

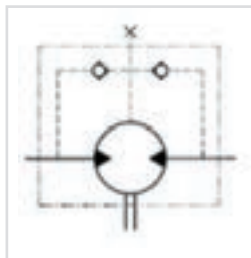
PART NUMBER	DESCRIPTION	NETT. PRICE	
		£ STERLING	€ EUROS
FFPRM100CB	Hydraulic motor FFPRM100CB, 100,8 ccm/REV, shaft 32mm, 2-hole SAE A, HPS, G 1/2 inch	£109.96	€ 124.26
FFPRM100CD	Hydraulic motor FFPRM100CD, 100,8 ccm/REV, shaft 25mm, 2-hole SAE A, HPS, G 1/2 inch	£103.89	€ 117.40
FFPRM100COD	Hydraulic motor FFPRM100COD, 99,0 ccm/REV, shaft 25,4mm, 2-hole SAE A, HPS	£113.78	€ 128.57
FFPRM100SHD	Hydraulic motor FFPRM100SHD, 100,8 ccm/REV, splined shaft SAE6B, 2-hole SAE A, HPS, G 1/2 inch	£113.78	€ 128.57
FFPRM125CB	Hydraulic motor FFPRM125CB, 125,1 ccm/REV, shaft 32mm, 2-hole SAE A, HPS, G 1/2 inch	£112.07	€ 126.64
FFPRM125CD	Hydraulic motor FFPRM125CD, 125,1 ccm/REV, shaft 25mm, 2-hole SAE A, HPS, G 1/2 inch	£105.72	€ 119.47
FFPRM125COD	Hydraulic motor FFPRM125COD, 125,1 ccm/REV, shaft 25,4mm, 2-hole SAE A, HPS, G 1/2 inch	£115.78	€ 130.84
FFPRM125SHD	Hydraulic motor FFPRM125SHD, 125,1 ccm/REV, splined shaft SAE6B, 2-hole SAE A, HPS, G 1/2 inch	£115.78	€ 130.84
FFPRM160CB	Hydraulic motor FFPRM160CB, 159,4 ccm/REV, shaft 32mm, 2-hole SAE A, HPS, G 1/2 inch	£115.21	€ 130.19

Continued on next page

PART NUMBER	DESCRIPTION	NETT. PRICE	
		£ STERLING	€ EUROS
FFPRM160CD	Hydraulic motor FFPRM160CD, 159,4 ccm/REV, shaft 25mm, 2-hole SAE A, HPS, G 1/2 inch	£108.58	€ 122.69
FFPRM160COD	Hydraulic motor FFPRM160COD, 159,4 ccm/REV, shaft 25,4mm, 2-hole SAE A, HPS, G 1/2 inch	£118.91	€ 134.37
FFPRM160SHD	Hydraulic motor FFPRM160SHD, 159,4 ccm/REV, splined shaft SAE 6B, 2-hole SAE A, HPS, G 1/2 inch	£118.91	€ 134.37
FFPRM200C/C	Hydraulic motor FFPRM200C/C, 199,6 ccm/REV, double shafts 25mm, 2-hole SAE A, G 1/2 inch	£168.81	€ 190.75
FFPRM200CB	Hydraulic motor FFPRM200CB, 199,6 ccm/REV, shaft 32mm, 2-hole SAE A, HPS, G 1/2 inch	£119.44	€ 134.97
FFPRM200CD	Hydraulic motor FFPRM200CD, 199,6 ccm/REV, shaft 25mm, 2-hole SAE A, HPS	£112.42	€ 127.04
FFPRM200COD	Hydraulic motor FFPRM200COD, 199,6 ccm/REV, shaft 25,4mm, 2-hole SAE A, HPS	£123.12	€ 139.12
FFPRM200SHD	Hydraulic motor FFPRM200SHD, 197,9 ccm/REV, splined shaft SAE 6B, 2-hole SAE A, HPS, G 1/2 inch	£123.12	€ 139.12
FFPRM250CB	Hydraulic motor FFPRM250CB, 249,8 ccm/REV, shaft 32mm, 2-hole SAE A, G 1/2 inch	£121.26	€ 137.03
FFPRM250CD	Hydraulic motor FFPRM250CD, 249,8 ccm/REV, shaft 25mm, 2-hole SAE A, HPS, G 1/2 inch	£116.10	€ 131.20
FFPRM250COD	Hydraulic motor FFPRM250COD, 251,1 ccm/REV, shaft 25,4mm, 2-hole SAE A, HPS	£127.17	€ 143.70
FFPRM250SHD	Hydraulic motor FFPRM250SHD, 249,8 ccm/REV, splined shaft SAE 6B, 2-hole SAE A, HPS, G 1/2 inch	£127.17	€ 143.70
FFPRM315CB	Hydraulic motor FFPRM315CB, 315,7 ccm/REV, shaft 32mm, 2-hole SAE A, HPS, G 1/2 inch	£125.51	€ 141.83
FFPRM315CD	Hydraulic motor FFPRM315CD, 315,7 ccm/REV, shaft 25mm, 2-hole SAE A, HPS, G 1/2 inch	£117.97	€ 133.30
FFPRM315COD	Hydraulic motor FFPRM315COD, 315,7 ccm/REV, shaft 25,4mm, 2-hole SAE A, HPS, G 1/2 inch	£129.20	€ 146.00
FFPRM315SHD	Hydraulic motor FFPRM315SHD, 315,7 ccm/REV, splined shaft SAE 6B, 2-hole SAE A, HPS, G 1/2 inch	£129.20	€ 146.00
FFPRM400CB	Hydraulic motor FFPRM400CB, 396,5 ccm/REV, shaft 32mm, 2-hole SAE A, HPS, G 1/2 inch	£131.06	€ 148.10
FFPRM400CD	Hydraulic motor FFPRM400CD, 396,5 ccm/REV, shaft 25mm, 2-hole SAE A, HPS, G 1/2 inch	£123.04	€ 139.04
FFPRM400COD	Hydraulic motor FFPRM400COD, 396,5 ccm/REV, shaft 25,4mm, 2-hole SAE A, HPS, G 1/2 inch	£134.77	€ 152.29
FFPRM400SHD	Hydraulic motor FFPRM400SHD, 396,5 ccm/REV, splined shaft SAE 6B, 2-hole SAE A, HPS, G 1/2 inch	£134.77	€ 152.29
FFPRM50CB	Hydraulic motor FFPRM50CB, 51,2 ccm/REV, shaft 25mm, 2-hole SAE A, G 1/2 inch	£104.26	€ 117.82
FFPRM50CD	Hydraulic motor FFPRM50CD, 51,2 ccm/REV, shaft 25mm, 2-hole SAE A, HPS, G 1/2 inch	£95.19	€ 107.56
FFPRM50COD	Hydraulic motor FFPRM50COD, 51,2 ccm/REV, shaft 25,4mm, 2-hole SAE A, HPS, G 1/2 inch	£104.26	€ 117.82
FFPRM50SHD	Hydraulic motor FFPRM50SHD, 51,2 ccm/REV, splined shaft SAE6B, 2-hole SAE A, HPS, G 1/2 inch	£104.26	€ 117.82
FFPRM80CB	Hydraulic motor FFPRM80CB, 80,5 ccm/REV, shaft 32mm, 2-hole SAE A, HPS, G 1/2 inch	£108.12	€ 122.18
FFPRM80CD	Hydraulic motor FFPRM80CD, 80,5 ccm/REV, shaft 25mm, 2-hole SAE A, HPS, G 1/2 inch	£102.09	€ 115.36
FFPRM80COD	Hydraulic motor FFPRM80COD, 80,5 ccm/REV, shaft 25,4mm (1 inch), 2-hole SAE A, G 1/2 inch	£111.81	€ 126.34
FFPRM80SHD	Hydraulic motor FFPRM80SHD, 80,5 ccm/REV, splined shaft SAE6B, 2-hole SAE A, HPS, G 1/2 inch	£111.81	€ 126.34
FFPRMF100CB	Hydraulic motor FFPRMF100CB, 100,8 ccm/REV, shaft 32mm, 4-hole SAE A, HPS, G 1/2 inch	£121.94	€ 137.79
FFPRMF125CB	Hydraulic motor FFPRMF125CB, 125,1 ccm/REV, shaft 32mm, 4-hole SAE A, HPS, G 1/2 inch	£124.21	€ 140.36
FFPRMF160CB	Hydraulic motor FFPRMF160CB, 159,4 ccm/REV, shaft 32mm, 4-hole SAE A, HPS, G 1/2 inch	£127.63	€ 144.23
FFPRMF200CB	Hydraulic motor FFPRMF200CB, 199,6 ccm/REV, shaft 32mm, 4-hole SAE A, HPS, G 1/2 inch	£132.22	€ 149.41
FFPRMF250CB	Hydraulic motor FFPRMF250CB, 249,8 ccm/REV, shaft 32mm, 4-hole SAE A, HPS, G 1/2 inch	£136.61	€ 154.37
FFPRMF250CD	Hydraulic motor FFPRMF250CD, 249,8 ccm/REV, shaft 25mm, 4-hole SAE A, HPS, G 1/2 inch	£140.64	€ 158.92
FFPRMF315CB	Hydraulic motor FFPRMF315CB, 315,7 ccm/REV, shaft 32mm, 4-hole SAE A, HPS, G 1/2 inch	£138.82	€ 156.86
FFPRMF400CB	Hydraulic motor FFPRMF400CB, 396,5 ccm/REV, shaft 32mm, 4-hole SAE A, HPS, G 1/2 inch	£144.86	€ 163.69
FFPRMF80CB	Hydraulic motor FFPRMF80CB, 80,5 ccm/REV, shaft 32mm, 4-hole SAE A, HPS, G 1/2 inch	£119.92	€ 135.51
FFPRMF80CD	Hydraulic motor FFPRMF80CD, 80,5 ccm/REV, shaft 25mm, 4-hole SAE A, HPS, G 1/2 inch	£121.54	€ 137.34
FFPRMN100CB	Hydraulic motor FFPRMN100CB, 100,8 ccm/REV, shaft 32mm, 2-hole SAE A, needle bear., G 1/2 inch	£127.55	€ 144.13
FFPRMN100CD	Hydraulic motor FFPRMN100CD, 100,8 ccm/REV, shaft 25mm, 2-hole SAE A, HPS, needle bear., G 1/2 inch	£131.57	€ 148.67
FFPRMN125CB	Hydraulic motor FFPRMN125CB, 125,1 ccm/REV, shaft 32mm, 2-hole SAE A, needle bear., G 1/2 inch	£129.85	€ 146.73
FFPRMN125CD	Hydraulic motor FFPRMN125CD, 125,1 ccm/REV, shaft 25mm, 2-hole SAE A, HPS, needle bear., G 1/2 inch	£129.85	€ 146.73
FFPRMN160CB	Hydraulic motor FFPRMN160CB, 159,4 ccm/REV, shaft 32mm, 2-hole SAE A, needle bear., G 1/2 inch	£133.24	€ 150.56
FFPRMN160CD	Hydraulic motor FFPRMN160CD, 159,4 ccm/REV, shaft 25mm, 2-hole SAE A, HPS, needle bear., G 1/2 inch	£133.24	€ 150.56
FFPRMN200CB	Hydraulic motor FFPRMN200CB, 199,6 ccm/REV, shaft 32mm, 2-hole SAE A, needle bear., G 1/2 inch	£137.84	€ 155.76
FFPRMN200CD	Hydraulic motor FFPRMN200CD, 199,6 ccm/REV, shaft 25mm, 2-hole SAE A, HPS, needle bear., G 1/2 inch	£141.85	€ 160.29
FFPRMN250CB	Hydraulic motor FFPRMN250CB, 249,8 ccm/REV, shaft 32mm, 2-hole SAE A, needle bear., G 1/2 inch	£142.24	€ 160.73
FFPRMN250CD	Hydraulic motor FFPRMN250CD, 249,8 ccm/REV, shaft 25mm, 2-hole SAE A, HPS, needle bear., G 1/2 inch	£146.24	€ 165.25
FFPRMN315CB	Hydraulic motor FFPRMN315CB, 315,7 ccm/REV, shaft 32mm, 2-hole SAE A, HPS, needle bear., G 1/2 inch	£144.47	€ 163.25
FFPRMN315CD	Hydraulic motor FFPRMN315CD, 315,7 ccm/REV, shaft 25mm, 2-hole SAE A, HPS, needle bear., G 1/2 inch	£147.63	€ 166.82
FFPRMN400CB	Hydraulic motor FFPRMN400CB, 396,5 ccm/REV, shaft 32mm, 2-hole SAE A, needle bear., G 1/2 inch	£150.49	€ 170.05
FFPRMN400CD	Hydraulic motor FFPRMN400CD, 396,5 ccm/REV, shaft 25mm, 2-hole SAE A, HPS, needle bear., G 1/2 inch	£154.51	€ 174.59
FFPRMN50CB	Hydraulic motor FFPRMN50CB, 51,2 ccm/REV, shaft 32mm, 2-hole SAE A, needle bear., G 1/2 inch	£121.35	€ 137.12
FFPRMN50CD	Hydraulic motor FFPRMN50CD, 51,2 ccm/REV, shaft 25mm, 2-hole SAE A, HPS, needle bear., G 1/2 inch	£125.36	€ 141.65
FFPRMN80CB	Hydraulic motor FFPRMN80CB, 80,5 ccm/REV, shaft 32mm, 2-hole SAE A, needle bear., G 1/2 inch	£129.56	€ 146.41
FFPRMN80CD	Hydraulic motor FFPRMN80CD, 80,5 ccm/REV, shaft 25mm, 2-hole SAE A, HPS, needle bear., G 1/2 inch	£118.94	€ 134.41
FFPRMSN50COD	Hydraulic motor FFPRMSN50COD, 51,2 ccm/REV, shaft 25,4mm, 2-hole SAE A, HPS, 7/8 UNF, NB	£125.79	€ 142.14

HYDRAULIC MOTOR SERIES FFPMH

www.flowfitonline.com
TECH. DATA SHEET
FHM04



The FFPMH motor provides high performance and high efficiency. Disk valve type with geroler. Low starting torque and high efficiency. Optimized for small spaces. Internal check valve. Usage without drain line possible. Tapered roller bearing for high radial load.

The anti-rust coating colour is phosphatizing coat. Phosphate coating is used for increased corrosion protection, and improved friction properties. This is applied to threaded parts and top coated with oil to add anti-galling and rust inhibiting characteristics. Its Colour is, dark grey / black.

- Spool valve type with geroler
- Low starting torque and high efficiency
- Flange mount
- Internal check valve
- Other special features possible

TYPE	FFPMH		FFPMH		FFPMH	
	200	250	315	400	500	
Displacement [cc/REV]	203.2	255.9	316.1	406.4	489.2	
Max. Speed [RPM]	Cont	366	290	236	183	155
	Int.(1)	439	348	282	220	166
Max. Torque [daNm]	Cont.	51	62.1	74	85	83
	Int.(1)	57.9	70.2	82.7	99	104
	Peak (2)	65.1	79	98	109.2	117
Max. Output Power [kW]	Cont	11.2	9.2	9.8	7.4	6.5
	Int.(1)	17	15	13	13	11
Max. Pressure Drop [bar]	Cont.	175	175	175	155	125
	Int.(1)	200	200	200	190	160
	Peak (2)	225	225	225	210	180
Max. Oil flow [l/min]	Cont	75	75	75	75	75
	Int.(1)	90	90	90	90	90
Max. Input Pressure [bar]	Cont.	200	200	200	200	200
	Int.(1)	225	225	225	225	225
	Peak (2)	250	250	250	250	250
Max. return pressure with drain line [bar]	Cont	175	175	175	175	175
	Int.(1)	200	200	200	200	200
	Peak (2)	225	225	225	225	225
Weight [kg]	10.5	11	11.5	12.3	13	

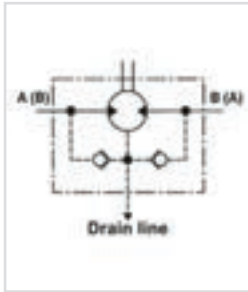
(1) Intermittent operation rating applies to 6 sec. of every minute

(2) Peak load rating applies to 0,6 sec of every minute

PART NUMBER	DESCRIPTION	NETT. PRICE	
		£ STERLING	€ EUROS
FFPMH125C	Hydraulic motor FFPMH125C, 124,9 ccm/REV, shaft 32mm, G 1/2 inch, magneto mounting flange	£167.81	€ 189.62
FFPMH125CB	Hydraulic motor FFPMH125CB, 124,9 ccm/REV, shaft 35mm, G 1/2 inch, magneto mounting flange	£167.81	€ 189.62
FFPMH160C	Hydraulic motor FFPMH160C, 157,2 ccm/REV, shaft 32mm, G 1/2 inch, magneto mounting flange	£167.81	€ 189.62
FFPMH160CB	Hydraulic motor FFPMH160CB, 157,2 ccm/REV, shaft 35mm, G 1/2 inch, magneto mounting flange	£167.81	€ 189.62
FFPMH200C	Hydraulic motor FFPMH200C, 203,2 ccm/REV, shaft 32mm, G 1/2 inch, magneto mounting flange	£169.82	€ 191.90
FFPMH200CB	Hydraulic motor FFPMH200CB, 203,2 ccm/REV, shaft 35mm, G 1/2 inch, magneto mounting flange	£169.82	€ 191.90
FFPMH250C	Hydraulic motor FFPMH250C, 255,9 ccm/REV, shaft 32mm, G 1/2 inch, magneto mounting flange	£173.70	€ 196.28
FFPMH250CB	Hydraulic motor FFPMH250CB, 255,9 ccm/REV, shaft 35mm, G 1/2 inch, magneto mounting flange	£173.70	€ 196.28
FFPMH315C	Hydraulic motor FFPMH315C, 316,1 ccm/REV, shaft 32mm, G 1/2 inch, magneto mounting flange	£179.28	€ 202.58
FFPMH315CB	Hydraulic motor FFPMH315CB, 316,1 ccm/REV, shaft 35mm, G 1/2 inch, magneto mounting flange	£179.28	€ 202.58
FFPMH315K	Hydraulic motor FFPMH315K, 316,1 ccm/REV, conic shaft 1:10, G 1/2 inch, magneto mounting flange	£182.47	€ 206.19
FFPMH400C	Hydraulic motor FFPMH400C, 406,4 ccm/REV, shaft 32mm, G 1/2 inch, magneto mounting flange	£186.27	€ 210.49
FFPMH400CB	Hydraulic motor FFPMH400CB, 406,4 ccm/REV, shaft 35mm, G 1/2 inch, magneto mounting flange	£186.27	€ 210.49
FFPMH500C	Hydraulic motor FFPMH500C, 489,2 ccm/REV, shaft 32mm, G 1/2 inch, magneto mounting flange	£197.50	€ 223.17
FFPMH500CB	Hydraulic motor FFPMH500CB, 489,2 ccm/REV, shaft 35mm, G 1/2 inch, magneto mounting flange	£0.00	€ 0.00
FFPMH630C	Hydraulic motor FFPMH630C, 612,4 ccm/REV, shaft 32mm, G 1/2 inch, magneto mounting flange	£0.00	€ 0.00
FFPMH630CB	Hydraulic motor FFPMH630CB, 612,4 ccm/REV, shaft 35mm, G 1/2 inch, magneto mounting flange	£0.00	€ 0.00

HYDRAULIC MOTOR SERIES FFPMS

www.flowfitonline.com
TECH. DATA SHEET
FHM05



The FFPMS motor provides high performance and high efficiency.

The anti-rust coating colour is phosphating coat. Phosphate coating is used for increased corrosion protection, and improved friction properties. This is applied to threaded parts and top coated with oil to add anti-galling and rust inhibiting characteristics. Its Colour is, dark grey / black.

The Flowfit FFPMS fully interchanges with the Sauer Danfoss OMS range and all other leading brands.

- Disk valve type with geroler
- Usage without drain line possible
- Low starting torque and high efficiency
- Tapered roller bearing for high radial load
- Optimized for small spaces
- Internal check valve

TYPE	FFPMS		FFPMS		FFPMS		FFPMS		FFPMS	
	80	100	125	160	200	250	315	400		
Displacement [cm ³ /REV]	80.6	100.8	125	154	194	243	311	397		
Max. Speed [RPM]	Cont.	800	748	600	470	375	300	240	187	
	Int.(1)	988	900	720	560	450	360	280	230	
Max. Torque [daNm]	Cont.	19	24	31	31.6	40	45	56	58	
	Int.(1)	24	30	37	43	46.6	54	65.8	69	
	Peak (2)	26	32	40	47.2	65	69	74	85	
Max. Output Power [kW]	Cont.	15.9	18.8	19.5	15.6	15.7	14.1	14.1	10	
	Int.(1)	20.1	23.5	23.2	21.2	18.3	17	18.9	13	
Max. Pressure Drop [bar]	Cont.	175	175	175	150	140	125	120	100	
	Int.(1)	210	210	210	210	160	160	140	120	
	Peak (2)	225	225	225	225	225	200	185	140	
Max. Oil flow [l/min]	Cont.	65	75	75	75	75	75	75	75	
	Int.(1)	80	90	90	90	90	90	90	90	
Max. Input Pressure [bar]	Cont.	250	250	250	250	250	250	250	250	
	Int.(3)	300	300	300	300	300	300	300	300	
Weight [kg]	9.8	10	10.3	10.7	11.1	11.6	12.3	13.2		

(1) Intermittend operation rating applies to 6 sec. of every minute

(2) Peak load rating applies to 0,6 sec of every minute

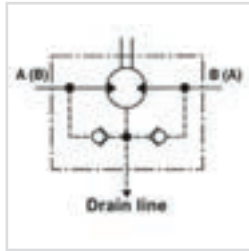
PART NUMBER	DESCRIPTION	NETT. PRICE	
		£ STERLING	€ EUROS
FFPMS100C	Hydraulic motor FFPMS100C, 99,8 ccm/REV, shaft 32mm, 4-hole flange, G 1/2 inch	£185.07	€ 209.12
FFPMS100C25	Hydraulic motor FFPMS100C25, 99,8 ccm/REV, shaft 25mm, 4-hole flange, G 1/2 inch	£185.07	€ 209.12
FFPMS100SB	Hydraulic motor FFPMS100SB, 99,8 ccm/REV, splined 1 1/4" 12/24 D.Pitch, 30°, Z/T = 14,	£189.09	€ 213.68
FFPMS100SH	Hydraulic motor FFPMS100SH, 99,8 ccm/REV, splined 31,75 12/24 D.Pitch, 30°, Z/T = 14, G 1/2 inch	£189.09	€ 213.68
FFPMS100SL	Hydraulic motor FFPMS100SL, 99,8 ccm/REV, P.T.O. shaft 1 3/8", G 1/2 inch	£193.09	€ 218.19
FFPMS125C	Hydraulic motor FFPMS125C, 125,2 ccm/REV, shaft 32mm, 4-hole flange, G 1/2 inch	£187.20	€ 211.53
FFPMS125C25	Hydraulic motor FFPMS125C25, 125,2 ccm/REV, 25mm Welle, G 1/2 inch	£187.20	€ 211.53
FFPMS125SH	Hydraulic motor FFPMS125SH, 125,2 ccm/REV, splined 31,75 12/24 D.Pitch, 30°, Z/T = 14, G 1/2 inch	£191.19	€ 216.05
FFPMS125SL	Hydraulic motor FFPMS125SL, 125,2 ccm/REV, P.T.O. shaft 1 3/8", G 1/2 inch	£195.21	€ 220.59
FFPMS160C	Hydraulic motor FFPMS160C, 159,5 ccm/REV, shaft 32mm, 4-hole flange, G 1/2 inch	£187.20	€ 211.53
FFPMS160S	Hydraulic motor FFPMS160SH, 159,5 ccm/REV, splined SAE 6B, G 1/2 inch	£189.42	€ 214.05
FFPMS160SH	Hydraulic motor FFPMS160SH, 159,5 ccm/REV, splined 31,75 12/24 D.Pitch, 30°, Z/T = 14, G 1/2 inch	£193.43	€ 218.57
FFPMS160SL	Hydraulic motor FFPMS160SL, 159,5 ccm/REV, P.T.O. shaft 1 3/8", G 1/2 inch	£197.44	€ 223.10
FFPMS200C	Hydraulic motor FFPMS200C, 200 ccm/REV, shaft 32mm, 4-hole flange, G 1/2 inch	£191.71	€ 216.63

PART NUMBER	DESCRIPTION	NETT. PRICE	
		£ STERLING	€ EUROS
FFPMS200C25	Hydraulic motor FFPMS200C25, 99,8 ccm/REV, shaft 25mm, 4-hole flange, G 1/2 inch	£191.71	€ 216.63
FFPMS200S	Hydraulic motor FFPMS200S, 200,0 ccm/REV, splined SAE 6B, G 1/2 inch	£191.71	€ 216.63
FFPMS200SH	Hydraulic motor FFPMS200SH, 200,0 ccm/REV, splined 31,75, 4-hole flange, G 1/2 inch	£194.59	€ 219.89
FFPMS200SL	Hydraulic motor FFPMS200SL, 200,0 ccm/REV, P.T.O. shaft 1 3/8", G 1/2 inch"	£194.59	€ 219.89
FFPMS250C	Hydraulic motor FFPMS250C, 252,3 ccm/REV, shaft 32mm, 4-hole flange, G 1/2 inch	£199.55	€ 225.49
FFPMS250K	Hydraulic motor FFPMS250K, 252,3 cm3/U, conic shaft 1:10, Ø 35, 4-hole SAE A flange, G1/2 inch	£202.76	€ 229.12
FFPMS250SH	Hydraulic motor FFPMS250SH, 252,3 ccm/REV, splined 31,75 12/24 D.Pitch, 30°, Z/T = 14, G 1/2 inch	£203.58	€ 230.05
FFPMS250SL	Hydraulic motor FFPMS250SL, 252,3 ccm/REV, P.T.O. shaft 1 3/8", G 1/2 inch	£207.58	€ 234.57
FFPMS315C	Hydraulic motor FFPMS315C, 315,1 ccm/REV, shaft 32mm, 4-hole flange, G 1/2 inch	£214.82	€ 242.75
FFPMS315K	Hydraulic motor FFPMS315K, 315,1 cm3/U, conic shaft 1:10, Ø 35, 4-hole SAE A flange, G1/2 inch	£218.04	€ 246.39
FFPMS315SBU	Hydraulic motor FFPMS315SBU, 315,1 ccm/REV, splined 1 1/4" 12/24 D.Pitch, 30°, Z/T = 14, 7/8-14UNF	£214.82	€ 242.75
FFPMS315SH	Hydraulic motor FFPMS315SH, 315,1 ccm/REV, splined 31,75 12/24 D.Pitch, 30°, Z/T = 14, G 1/2 inch	£218.83	€ 247.27
FFPMS315SL	Hydraulic motor FFPMS315SL, 315,1 ccm/REV, P.T.O. shaft 1 3/8", G 1/2 inch	£222.84	€ 251.81
FFPMS400C	Hydraulic motor FFPMS400C, 397 ccm/REV, shaft 32mm, 4-hole flange, G 1/2 inch	£230.48	€ 260.44
FFPMS400C25	Hydraulic motor FFPMS400C25, 397,0 ccm/REV, shaft 25mm, 4-hole flange, G 1/2 inch	£230.48	€ 260.44
FFPMS400S	Hydraulic motor FFPMS400S, 397 ccm/REV, SAE 6B shaft 1 3/8", G 1/2 inch	£230.48	€ 260.44
FFPMS400SH	Hydraulic motor FFPMS400SH, 397 ccm/REV, splined 31,75 12/24 D.Pitch, 30°, Z/T = 14, G 1/2 inch	£234.49	€ 264.98
FFPMS400SL	Hydraulic motor FFPMS400SL, 397 ccm/REV, P.T.O. shaft 1 3/8", G 1/2 inch	£238.49	€ 269.49
FFPMS80C	Hydraulic motor FFPMS80C, 80,8 ccm/REV, shaft 32mm, 4-hole flange, G 1/2 inch	£183.02	€ 206.81
FFPMS80SH	Hydraulic motor FFPMS80SH, 80,8 ccm/REV, splined 31,75 12/24 D.Pitch, 30°, Z/T = 14, G 1/2 inch	£187.04	€ 211.35
FFPMS80SL	Hydraulic motor FFPMS80SL, 80,8 ccm/REV, P.T.O. shaft 1 3/8", G 1/2 inch	£191.05	€ 215.89
FFPMSA100C	Hydraulic motor FFPMSA100C, 98,6 ccm/REV, shaft 32mm, 2-hole flange SAE A, G 1/2 inch	£185.07	€ 209.12
FFPMSA100C25	Hydraulic motor FFPMSA100C25, 99,8 ccm/REV, shaft 25mm, 2-hole flange SAE A, G 1/2 inch	£185.07	€ 209.12
FFPMSA125C	Hydraulic motor FFPMSA125C, 125,2 ccm/REV, shaft 32mm, 2-hole flange SAE A, G 1/2 inch	£187.20	€ 211.53
FFPMSA125C25	Hydraulic motor FFPMSA125C25, 125,2 ccm/REV, shaft 25mm, 2-hole flange SAE A, G 1/2 inch	£187.20	€ 211.53
FFPMSA160C	Hydraulic motor FFPMSA160C, 159,5 ccm/REV, shaft 32mm, 2-hole flange SAE A, G 1/2 inch	£189.42	€ 214.05
FFPMSA160C25	Hydraulic motor FFPMSA160C25, 159,5 ccm/REV, shaft 25mm, 2-hole flange SAE A, G 1/2 inch	£189.42	€ 214.05
FFPMSA200C	Hydraulic motor FFPMSA200C, 201,2 ccm/REV, shaft 32mm, 2-hole flange SAE A, G 1/2 inch	£190.86	€ 215.68
FFPMSA200C25	Hydraulic motor FFPMSA200C25, 200 ccm/REV, shaft 25mm, 2-hole flange SAE A, G 1/2 inch	£190.86	€ 215.68
FFPMSA250C	Hydraulic motor FFPMSA250C, 252,3 ccm/REV, shaft 32mm, 2-hole flange SAE A, G 1/2 inch	£199.55	€ 225.49
FFPMSA250C25	Hydraulic motor FFPMSA250C25, 252,3 ccm/REV, shaft 25mm, 2-hole flange, G 1/2 inch	£199.55	€ 225.49
FFPMSA315C25	Hydraulic motor FFPMSA315C25, 315,1 ccm/REV, shaft 25mm, 2-hole flange, G 1/2 inch	£214.82	€ 242.75
FFPMSA315KA	Hydraulic motor FFPMSA315KA, 315,1 ccm/REV, tapered shaft 1:8, 2-hole flange SAE A, G 1/2 inch	£218.04	€ 246.39
FFPMSA400S	Hydraulic motor FFPMSA400S, 397,0 ccm/REV, splined SAE6B, Z/T = 6	£230.48	€ 260.44
FFPMSA400SBU	Hydraulic motor FFPMSA400SBU, 397,0 ccm/REV, splined 1 1/4" 12/24 D.Pitch, 30°, Z/T = 14, 7/8-14UNF	£230.48	€ 260.44
FFPMSA80C	Hydraulic motor FFPMSA80C, 99,8 ccm/REV, shaft 32mm, 2-hole flange SAE A, G 1/2 inch	£183.02	€ 206.81
FFPMSA80C25	Hydraulic motor FFPMSA80C25, 99,8 ccm/REV, shaft 25mm, 2-hole flange SAE A, G 1/2 inch	£183.02	€ 206.81
FFPMSF100C	Hydraulic motor FFPMSF100C, 99,8 ccm/REV, shaft 32mm, 4-hole magneto flange SAE A, G 1/2 inch	£185.07	€ 209.12
FFPMSF125C	Hydraulic motor FFPMSF125C, 125,2 ccm/REV, shaft 32mm, 4-hole flange, G 1/2 inch	£187.20	€ 211.53
FFPMSF160C	Hydraulic motor FFPMSF160C, 159,5 ccm/REV, shaft 32mm, 4-hole Magneto flange SAE A, G 1/2 inch	£189.42	€ 214.05
FFPMSF200C	Hydraulic motor FFPMSF200C, 200 ccm/REV, shaft 32mm, 4-hole magneto flange, G 1/2 inch	£190.86	€ 215.68
FFPMSF200C25	Hydraulic motor FFPMSF200C25, 200,0 ccm/REV, shaft 25mm, 4-hole magneto flange, G 1/2 inch	£191.71	€ 216.63
FFPMSF315C	Hydraulic motor FFPMSF315C, 316,8 ccm/REV, shaft 32mm, 4-hole magneto flange, G 1/2 inch	£214.82	€ 242.75
FFPMSF315C25	Hydraulic motor FFPMSF315C25, 315,8 ccm/REV, shaft 25mm, 4-hole magneto flange, G 1/2 inch	£214.82	€ 242.75
FFPMSF315SH	Hydraulic motor FFPMSF315SH, 315,1 ccm/REV, splined shaft Ø31,75, 4-hole magneto flange, G 1/2 inch	£218.84	€ 247.29
FFPMS100	Hydraulic motor Short FFPMS100, 99,8 ccm/REV, G 1/2 inch	£169.02	€ 190.99
FFPMS125	Hydraulic motor Short FFPMS125, 125,2 ccm/REV, G 1/2 inch	£171.15	€ 193.40
FFPMS160	Hydraulic motor Short FFPMS160, 159,5 ccm/REV, G 1/2 inch	£173.37	€ 195.91
FFPMS200	Hydraulic motor Short FFPMS200, 200 ccm/REV, G 1/2 inch	£175.68	€ 198.52
FFPMS250	Hydraulic motor Short FFPMS250, 252,2 ccm/REV, G 1/2 inch	£183.52	€ 207.38
FFPMS315	Hydraulic motor Short FFPMS315, 315,1 ccm/REV, G 1/2 inch	£198.77	€ 224.61

Continued on next page

PART NUMBER	DESCRIPTION	NETT. PRICE	
		£ STERLING	€ EUROS
FFPMSS400	Hydraulic motor Short FFPMS400, 397,0 ccm/REV, G 1/2 inch	£214.43	€ 242.30
FFPMSS80	Hydraulic motor Short FFPMS80, 80,8 ccm/REV, G 1/2 inch	£166.98	€ 188.69
FFPMSU125	Hydraulic motor Ultra-Short FFPMSU125, 125,2 ccm/REV, G 1/2 inch	£171.15	€ 193.40
FFPMSU160	Hydraulic motor Ultra-Short FFPMSU160, 159,5 ccm/REV, G 1/2 inch	£173.38	€ 195.92
FFPMSU200	Hydraulic motor Ultra-Short FFPMSU200, 200 ccm/REV, G 1/2 inch	£175.68	€ 198.52
FFPMSU250	Hydraulic motor Ultra-Short FFPMSU250, 252,3 ccm/REV, G 1/2 inch	£183.52	€ 207.38
FFPMSU315	Hydraulic motor Ultra-Short FFPMSU315, 315,1 ccm/REV, G 1/2 inch	£198.79	€ 224.64
FFPMSU400	Hydraulic motor Ultra-Short FFPMSU400, 397,0 ccm/REV, G 1/2 inch	£214.43	€ 242.30
FFPMSW100C	Hydraulic motor FFPMSW100C, 99,8 ccm/REV, cyl. shaft 32mm, wheel flange, G 1/2 inch,	£191.01	€ 215.84
FFPMSW100K	Hydraulic motor FFPMSW100K, 99,8 ccm/REV, conical shaft 1:10, wheel flange, G 1/2 inch,	£194.20	€ 219.45
FFPMSW125C	Hydraulic motor FFPMSW125C, 125,2 ccm/REV, cyl. shaft 32mm, wheel flange, G 1/2 inch,	£193.12	€ 218.23
FFPMSW125K	Hydraulic motor FFPMSW125K, 125,2 ccm/REV, conical shaft 1:10, wheel flange, G 1/2 inch,	£196.33	€ 221.86
FFPMSW160C	Hydraulic motor FFPMSW160C, 159,5 ccm/REV, cyl. shaft 32mm, wheel flange, , G 1/2 inch	£195.35	€ 220.74
FFPMSW160K	Hydraulic motor FFPMSW160K, 159,5 ccm/REV, conical shaft 1:10, wheel flange, G 1/2 inch,	£198.56	€ 224.37
FFPMSW200C	Hydraulic motor FFPMSW200C, 200,0 ccm/REV, cyl. shaft 32mm, wheel flange, , G 1/2 inch	£197.65	€ 223.34
FFPMSW200K	Hydraulic motor FFPMSW200K, 200,0 ccm/REV, conical shaft 1:10, wheel flange, G 1/2 inch,	£200.85	€ 226.96
FFPMSW250C	Hydraulic motor FFPMSW250C, 252,3 ccm/REV, cyl. shaft 32mm, wheel flange, , G 1/2 inch	£205.49	€ 232.21
FFPMSW250K	Hydraulic motor FFPMSW250K, 252,3 ccm/REV, conical shaft 1:10, wheel flange, G 1/2 inch,	£208.68	€ 235.81
FFPMSW315C	Hydraulic motor FFPMSW315C, 315,1 ccm/REV, cyl. shaft 32mm, wheel flange, , G 1/2 inch	£220.76	€ 249.45
FFPMSW315K	Hydraulic motor FFPMSW315K, 315,1 ccm/REV, conical shaft 1:10, wheel flange, G 1/2 inch,	£223.96	€ 253.07
FFPMSW315KA	Hydraulic motor FFPMSW315K, 315,1 ccm/REV, conical shaft 1:8, wheel flange, G 1/2 inch,	£223.96	€ 253.07
FFPMSW400C	Hydraulic motor FFPMSW400C, 397,0 ccm/REV, cyl. shaft 32mm, wheel flange, , G 1/2 inch	£236.39	€ 267.12
FFPMSW400K	Hydraulic motor FFPMSW400K, 397,0 ccm/REV, tapered shaft 1:10, wheel flange, G 1/2 inch	£239.61	€ 270.76
FFPMSW80C	Hydraulic motor FFPMSW80C, 80,8 ccm/REV, cyl. Shaft 32mm, wheel flange, , G 1/2 inch	£188.96	€ 213.52
FFPMSW80K	Hydraulic motor FFPMSW80K, 80,8 ccm/REV, conical shaft 1:10, wheel flange, G 1/2 inch,	£192.16	€ 217.14

HYDRAULIC MOTOR SERIES FFPMSY



- Reinforced version
- Disk valve type with geroler
- Low starting torque and high efficiency
- Designed for higher pressure
- Internal check valve
- Usage without drain line possible
- Tapered roller bearing for high radial load

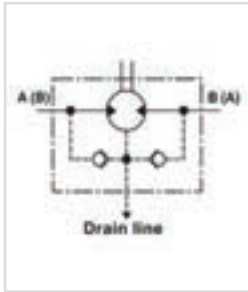
TYPE		FFPMSY	FFPMSY	FFPMSY	FFPMSY	FFPMSY	FFPMSY
		160	200	250	315	400	475
Displacement [cm ³ /REV]		154	194	243	311	394	475
Max. Speed [RPM]	Cont.	470	375	300	240	185	155
	Int.(1)	560	450	360	280	225	185
Max. Torque [daNm]	Cont.	48.5	58.6	70.8	88	88	91
	Int.(1)	54	64.5	80.6	96	96	96
Max. Output Power [kW]	Cont.	18.1	18.1	18	17	11	9
	Int.(1)	25	24	23.8	20.2	12	11
Max. Pressure Drop [bar]	Cont.	210	210	200	200	160	140
	Int.(1)	225	225	225	225	175	150
	Peak (2)	225	225	225	225	200	175
Max. Oil flow [l/min]	Cont.	75	75	75	75	75	75
	Int.(1)	90	90	90	90	90	90
Max. Input Pressure [bar]	Cont.	250	250	250	250	250	250
	Int.(1)	300	300	300	300	300	300
Weight [kg]		10.7	11.1	11.6	12.3	13.2	14.3

(1) Intermittent operation rating applies to 6 sec. of every minute
 (2) Peak load rating applies to 0,6 sec of every minute

PRICES FOR MOTOR SERIES FFPMSY ON APPLICATION

HYDRAULIC MOTOR SERIES FFPMT

www.flowfitonline.com
TECH. DATA SHEET
FHM07



The FFPMT motor provides high performance and high efficiency.

The anti-rust coating colour is phosphatizing coat. Phosphate coating is used for increased corrosion protection, and improved friction properties. This is applied to threaded parts and top coated with oil to add anti-galling and rust inhibiting characteristics. Its Colour is, dark grey / black.

The Flowfit FFPMT hydraulic motor fully interchanges with the Sauer Danfoss OMT range and all other leading brands.

- Disk valve type with geroler
- Low starting torque and high efficiency
- Optimized for small spaces
- Internal check valve
- Usage without drain line possible
- Tapered roller bearing for high radial load

TYPE		FFPMT 160	FFPMT 200	FFPMT 250	FFPMT 315	FFPMT 400	FFPMT 500	FFPMT 630	FFPMT 800
Displacement [cm ³ /REV]		161.1	201.4	251.8	326.3	410.9	523.6	629.1	801.8
Max. Speed [RPM]	Cont.	625	625	500	380	305	240	196	154
	Int.(1)	780	750	600	460	365	285	233	185
Max. Torque [daNm]	Cont.	47	59	73	95	108	122	131.8	146.4
	Int.(1)	56	71	88	114	126	137	149.8	152
	Peak (2)	66.9	83.8	103.6	134.6	145	164.4	161.9	166.5
"Max. Output Power [kW]"	Cont.	27.7	34.9	34.5	34.9	31.2	28.8	25.3	22.2
	Int.(1)	32	40	40	40	35	35	27.5	26.8
Max. Pressure Drop [bar]	Cont.	200	200	200	200	180	160	140	125
	Int.(1)	240	240	240	240	210	180	160	130
	Peak(2)	280	280	280	280	240	210	190	160
"Max. Oil flow [l/min]"	Cont.	80	100	100	100	100	100	100	100
	Int.(1)	125	150	150	150	150	150	150	150
Max. Input Pressure [bar]	Cont.	210	210	210	210	210	210	210	210
	Int.(2)	300	300	300	300	300	300	300	300
Weight [kg]		19.5	20	20.5	21	22	23	24	25

PART NUMBER	DESCRIPTION	NETT. PRICE	
		£ STERLING	€ EUROS
FFPMT160C	Hydraulic motor FFPMT160C, 160 ccm/REV, shaft 40mm, 4-hole flange	£348.17	€ 393.43
FFPMT160SH	Hydraulic motor FFPMT160SH, 160 CCM/REV, SPLINED SHAFT 1 1/2", 4-hole flange	£352.91	€ 398.78
FFPMT160SL	Hydraulic motor FFPMT160SL, 160,0 cm ³ /U, 6-34,85mm P.T.O. Splined, 4-hole flange	£356.72	€ 403.10
FFPMT200C	Hydraulic motor FFPMT200C,200 ccm/REV, shaft 40mm, 4-hole flange	£349.14	€ 394.53
FFPMT200K	Hydraulic motor FFPMT200K,200 ccm/REV, tapered shaft 1:10, 4-hole flange	£356.41	€ 402.75
FFPMT200SH	Hydraulic motor FFPMT200SH, 200,0 ccm/REV, splined shaft 1 1/2", 4-hole flange	£353.16	€ 399.07
FFPMT200SL	Hydraulic motor FFPMT200SL, 200 ccm/REV, PTO shaft, 4-hole flange	£357.71	€ 404.21
FFPMT250C	Hydraulic motor FFPMT250C,250 ccm/REV, shaft 40mm, 4-hole flange	£354.97	€ 401.12
FFPMT250SH	Hydraulic motor FFPMT250SH, 250,4 ccm/REV, splined shaft 1 1/2", 4-hole flange	£358.99	€ 405.66
FFPMT250SL	Hydraulic motor FFPMT250SL, 250,4 ccm/REV, PTO shaft, 4-hole flange	£363.51	€ 410.76
FFPMT315C	Hydraulic motor FFPMT315C, 319,5 ccm/REV, shaft 40mm, 4-hole flange	£359.27	€ 405.97
FFPMT315SH	Hydraulic motor FFPMT315SH, 319,5 ccm/REV, splined shaft 1 1/2", 4-hole flange	£363.27	€ 410.50
FFPMT315SL	Hydraulic motor FFPMT315SL, 319,5 ccm/REV, PTO shaft, 4-hole flange	£367.80	€ 415.61
FFPMT400C	Hydraulic motor FFPMT400C, 401,8 ccm/REV, shaft 40mm, 4-hole flange	£373.18	€ 421.70
FFPMT400K	Hydraulic motor FFPMT400K, 401,8 ccm/REV, tapered shaft 1:10, 4-hole flange	£380.46	€ 429.91
FFPMT400SH	Hydraulic motor FFPMT400SH, 410,9 ccm/REV, splined shaft 1 1/2", 4-hole flange	£377.20	€ 426.24

PART NUMBER	DESCRIPTION	NETT. PRICE	
		£ STERLING	€ EUROS
FFPMT500C	Hydraulic motor FFPMT500C, 523,5 ccm/REV, shaft 40mm, 4-hole flange	£401.01	€ 453.14
FFPMT500K	Hydraulic motor FFPMT500K, 523,5 ccm/REV, tap. shaft 1:10, 4-hole flange	£408.35	€ 461.44
FFPMT500SH	Hydraulic motor FFPMT500SH, 523,5 ccm/REV, splined shaft 1 1/2", 4-hole flange	£405.04	€ 457.69
FFPMT800C	Hydraulic motor FFPMT800C, 801 ccm/REV, shaft 40mm, 4-hole flange	£422.39	€ 477.30
FFPMT400C	Hydraulic motor FFPMT400C, 401,8 ccm/REV, Welle 40mm, 4-hole SAE-C flange	£373.18	€ 421.70
FFPMT400SH	Hydraulic motor FFPMT400SH, 401,8 ccm/REV, splined shaft 1 1/2", 4-hole SAE-C flange	£377.20	€ 426.24
FFPMTS160	Hydraulic motor Short FFPMTS160, 160,0 cm ³ /U	£327.30	€ 369.84
FFPMTS200	Hydraulic motor Short FFPMTS200, 200,0 cm ³ /U	£328.28	€ 370.96
FFPMTS250	Hydraulic motor Short FFPMTS250, 250,4 cm ³ /U	£477.10	€ 539.12
FFPMTS315	Hydraulic motor Short FFPMTS315, 319,5 cm ³ /U	£338.42	€ 382.41
FFPMTS400	Hydraulic motor Short FFPMTS400, 401,8 cm ³ /U	£352.32	€ 398.12
FFPMTS500	Hydraulic motor Short FFPMTS500, 523,5 cm ³ /U	£380.18	€ 429.60
FFPMTW160C	Hydraulic motor FFPMTW160C, 160,0 ccm/REV, 40mm shaft, wheelflange	£367.44	€ 415.21
FFPMTW160K	Hydraulic motor FFPMTW160K, 160,0 ccm/REV, conical shaft 1:10, wheelflange	£374.69	€ 423.40
FFPMTW200C	Hydraulic motor FFPMTW200C, 200,0 ccm/REV, 40mm shaft cyl., wheelflange	£368.40	€ 416.30
FFPMTW200K	Hydraulic motor FFPMTW200K, 200,0 ccm/REV, conical shaft 1:10, wheelflange	£375.67	€ 424.51
FFPMTW200SH	Hydraulic motor FFPMTW200SH, 200,0 ccm/REV, splined shaft 1 1/2", wheelflange	£372.43	€ 420.85
FFPMTW250C	Hydraulic motor FFPMTW250C, 250 ccm/REV, shaft 40mm, wheelflange	£374.23	€ 422.88
FFPMTW250K	Hydraulic motor FFPMTW250K, 250,4 ccm/REV, conical shaft 1:10, wheelflange	£381.48	€ 431.08
FFPMTW250SH	Hydraulic motor FFPMTW250SH, 250 ccm/REV, splined shaft, wheelflange	£378.23	€ 427.40
FFPMTW315C	Hydraulic motor FFPMTW315C, 319,5 ccm/REV, 40mm shaft, wheelflange	£378.53	€ 427.73
FFPMTW315K	Hydraulic motor FFPMTW315K, 319,5 ccm/REV, conical shaft 1:10, wheelflange	£385.79	€ 435.94
FFPMTW400C	Hydraulic motor FFPMTW400C, 401,8 ccm/REV, cyl. shaft 40mm, wheelflange	£392.44	€ 443.46
FFPMTW400K	Hydraulic motor FFPMTW400K, 401,8 ccm/REV, conical shaft 1:10, wheelflange	£399.72	€ 451.68
FFPMTW500C	Hydraulic motor FFPMTW500C, 523,5 ccm/REV, 40mm shaft, wheelflange	£420.28	€ 474.92
FFPMTW500K	Hydraulic motor FFPMTW500K, 523,5 ccm/REV, conical shaft 1:10, wheelflange	£427.54	€ 483.12
FFPMTW800C	Hydraulic motor FFPMTW800C, 801 ccm/REV, 40mm shaft, wheelflange	£440.22	€ 497.45
FFPMTW800K	Hydraulic motor FFPMTW800K, 801 ccm/REV, conical shaft 1:10, wheelflange	£447.47	€ 505.64

HYDRAULIC MOTOR SERIES FPPMV

www.flowfitonline.com
TECH. DATA SHEET
FHM08



The FPPMV motor provides high performance and high efficiency.

The Flowfit FPPMV hydraulic motor fully interchanges with the Sauer Danfoss OMV range and all other leading brands.

The anti-rust coating colour is phosphating coat. Phosphate coating is used for increased corrosion protection, and improved friction properties. This is applied to threaded parts and top coated with oil to add anti-galling and rust inhibiting characteristics. Its Colour is, dark grey / black.

- Disk valve type with geroler
- Low starting torque and high efficiency
- Internal check valve
- Usage without drain line possible
- Tapered roller bearing for high radial load
- High torque for ambitious applications

TYPE		FFPMV	FFPMV	FFPMV	FFPMV	FFPMV	FFPMV
		315	400	500	630	800	1000
Displacement [cc /REV]		333	419	518	666	801	990
Max. Speed [RPM]	Cont.	510	500	400	320	250	200
	Int.(1)	630	600	480	380	300	240
Max. Torque [daNm]	Cont.	920	1180	1460	1660	1880	2015
	Int.(1)	1110	1410	1760	1940	2110	2280
	Peak (2)	1290	1640	2050	2210	2470	2400
Max. Output Power [kW]	Cont.	38	47	47	40	33	180
	Int.(1)	46	56	56	56	44	40
Max. Pressure Drop [bar]	Cont.	200	200	200	180	160	140
	Int.(1)	240	240	240	210	180	160
	Peak (2)	280	280	280	240	210	180
Max. Oil flow [l/min]	Cont.	160	200	200	200	200	200
	Int.(1)	200	240	240	240	240	240
Max. Input Pressure [bar]	Cont.	210	210	210	210	210	210
	Int.(1)	250	250	250	250	250	250
	Peak (2)	300	300	300	300	300	300
Weight [kg]		31.8	32.6	33.5	34.9	36.5	38.6

PART NUMBER	DESCRIPTION	NETT. PRICE	
		£ STERLING	€ EUROS
FFPMV315C	Hydraulic motor FPPMV315C, 333 ccm/REV, cyl. shaft 50mm, 4-hole flange	£403.35	€ 455.79
FFPMV315SH	Hydraulic motor FPPMV315SH, 333 ccm/REV, splined shaft, 4-hole flange	£410.93	€ 464.35
FFPMV400C	Hydraulic motor FPPMV400C, 419 ccm/REV, cyl. shaft 50mm, 4-hole flange	£419.74	€ 474.30
FFPMV500C	Hydraulic motor FPPMV500C, 518 ccm/REV, cyl. shaft 50mm, 4-hole flange	£444.28	€ 502.03
FFPMV630C	Hydraulic motor FPPMV630C, 666 ccm/REV, cyl. shaft 50mm, 4-hole flange	£465.17	€ 525.64
FFPMV800C	Hydraulic motor FPPMV800C, 801 ccm/REV, cyl. shaft 50mm, 4-hole flange	£521.64	€ 589.45
FFPMV800K	Hydraulic motor FPPMV800K, 801 ccm/REV, conical shaft 1:10, 4-hole flange	£531.09	€ 600.13
FFPMVW400K	Hydraulic motor FPPMVW400K, 419 ccm/REV, con. shaft 1:10, wheel flange	£459.58	€ 519.33
FFPMVW500K	Hydraulic motor FPPMVW500K, 518 ccm/REV, con. shaft 1:10, wheel flange	£484.10	€ 547.04
FFPMVW630C	Hydraulic motor FPPMVW630C, 666 ccm/REV, con. shaft 50mm, wheel flange	£495.54	€ 559.96
FFPMVW630K	Hydraulic motor FPPMVW630K, 666 ccm/REV, con. shaft 1:10, wheel flange	£504.99	€ 570.64
FFPMVW800C	Hydraulic motor FPPMVW800C, 801 ccm/REV, cyl. shaft 50mm, wheel flange	£552.02	€ 623.78
FFPMVW800K	Hydraulic motor FPPMVW800K, 801 ccm/REV, conical shaft 1:10, wheel-flange	£561.46	€ 634.45

HYDRAULIC MOTOR SERIES

Calculation of hydraulic motors

Calculation of wheel drives:

1. Motor speed n of wheel drive:

$$n = \frac{2,65 \cdot v_{km} \cdot i}{R_m}$$

v_{km} = Vehicle speed [km/h]

R_m = Wheel rolling radius [m]

i = Gear ratio between motor and wheels, if there's no gearbox use $i=1$

2. Rolling resistance R , [daN]

The resistance force resulted in wheels contact with different surfaces:

$$R = G \cdot \varphi$$

G = Total weight of vehicle [daN]

φ = Rolling resistance coefficient (s. below)

Rolling resistance coefficient in case of rubber tire rolling on different surfaces	
Surface	φ
Concrete - faultless -	0.010
Concrete - good -	0.015
Concrete - bad -	0.020
Asphalt - faultless -	0.012
Asphalt - good -	0.017
Asphalt - bad -	0.022
Macadam - faultless -	0.015
Macadam - gut -	0.022
Macadam - bad -	0.037
Snow - 5cm -	0.025
Snow 10 cm -	0.037
Mud	0.037 - 0.150
Sand- gravel	0.060 - 0.150
Sand, loose	0.160 - 0.300

3. Grade resistance G_R , daN

$$G_R = G \cdot (\sin \alpha + \rho \cdot \cos \alpha)$$

α = gradient negotiation angle (see below table)

Grade [%]	α degrees	Grade [%]	α degrees
1	0°35'	12	6°5'
2	1°9'	15	8°31'
5	2°51'	20	11°19'
6	3°26'	25	14°3'
8	4°35'	32	18°
10	5°43'	60	31°

4. Accelerate force FA [daN]

Force FA necessary for acceleration from 0 to maximum speed v and time t can be calculated with::

$$FA = \frac{v_{km} \cdot G}{3,6 \cdot t} [daN]$$

FA = Acceleration force [daN]

t = Time [s]

Additional there are tractive efforts possible, e.g. if you use an additional trailer.

5. Total tractive effort F_{ges} [daN]

The necessary total tractive effort F_{ges} of the vehicle is calculated with the sum of single forces (point 2. - 4.). It is also necessary to consider 10% for safety reasons (e.g. for air resistance).

$$F_{ges} = 1,1 \cdot (R + G_R + FA)$$

R = Rolling resistance [daN]

G_R = Grade resistance [daN]

FA = Acceleration force [daN]

6. Motordrehmoment M_M

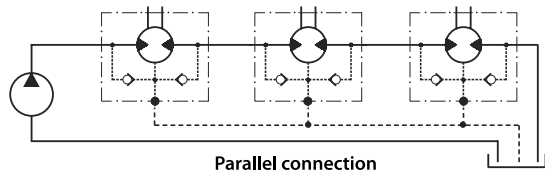
Necessary torque for every hydraulic motor can be calculated with:

$$M_M = \frac{F_{ges} \cdot R_m}{N \cdot i \cdot \eta_M}$$

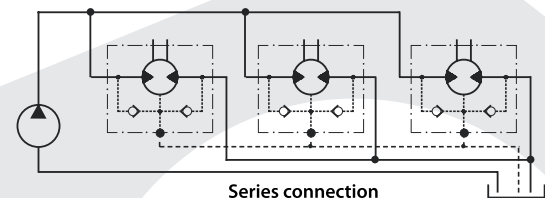
N = Number of motors

η_m = Mechanical gear efficiency (if it is available)

7. Connection of hydraulic motors



We are always advise to connect the drain port because the cooling and the lifetime of the motors is much better.



FLOWFIT®

HYDRAULIC POWERUNIT MANUFACTURING SPECIALISTS



- We can design and build Powerunits with fast delivery
- Flow rates up to 1000 litres per minute
- Testing capability of up to 200kw
- Pressure capability up to 700 bar max
- On site visits to help source your requirements
- Competitively priced
- Custom engineered solutions to meet the specific demands of each application
- ISO 9001:2008 certified

Speak to
our sales
team today!

Telephone: +44 (0)1584 876 033

Fax: +44 (0)1584 876 044

Email: sales@flowfitonline.com

www.flowfitonline.com



M&S HYDRAULIC MOTORS

PRODUCT	PAGE
M+S HYDRAULIC MOTOR SERIES EPMM	222
M+S HYDRAULIC MOTOR SERIES EPM	223
M+S HYDRAULIC MOTOR SERIES EPRM	224
M+S HYDRAULIC MOTOR SERIES EPMS	226
M+S HYDRAULIC MOTOR SERIES EPMT	227
M+S HYDRAULIC MOTOR SERIES EPMV	228
ELB BRAKES	229
HKU & HKUS STEERING UNITS	229



**FROM
ONLY
£161.43
+VAT**



**FROM
ONLY
£413.32
+VAT**



**FROM
ONLY
£620.95
+VAT**



QUALITY PRODUCTS

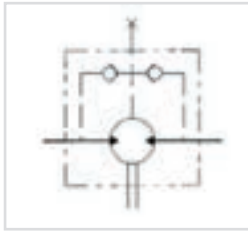


FREE ADVICE

**FOR SALES
& ADVICE
CALL US
01584
876033**

M+S HYDRAULIC MOTOR SERIES EPMM

www.flowfitonline.com
TECH. DATA SHEET
MSM01



M+S Hydraulic motors are one of the top quality hydraulic motors available on the Worldwide market today.

Suitable for many low-speed applications, eliminating gears, shafts, chains, belts, pulleys and other speed reduction components. All motors are compact and light in weight in proportion to the torque and power delivered, all motors are fully reversible and fully interchangeable with all other brands on the market.

Use these Hydraulic Motors on machine tools, augers, drilling/tapping machines, conveyors, sweepers, fans etc. Compact size fits almost anywhere.

Interchangeable with danfoss OMM range of hydraulic motors.

2 YEARS MANUFACTURERS WARRANTY ON ALL M+S PRODUCTS

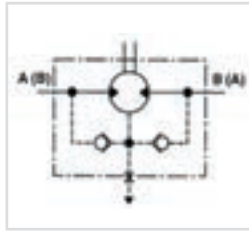
TYPE		EPMM	EPMM	EPMM	EPMM	EPMM	EPMM
		8	12.5	20	32	40	50
Displacement [cm ³ /REV]		8,2	12,9	20	31,8	40	50
Max. Speed [RPM]	Cont.	1950	1550	1000	630	500	400
	Int.(1)	2440	1940	1250	790	625	500
Max. Torque [daNm]	Cont.	1,1	1,6	2,5	4,0	4,1	4,5
	Int.(1)	1,5	2,3	3,5	5,7	5,7	5,8
	Peak (2)	2,1	3,3	5,1	6,4	6,6	8
Max. Output Power [kW]	Cont.	1,8	2,4	2,4	2,4	1,8	1,7
	Int.(1)	2,6	3,2	3,2	3,2	3,0	2,1
Max. Pressure Drop [bar]	Cont	105	105	105	105	82,5	70
	Int.(1)	140	140	140	140	110	90
	Peak (2)	200	200	200	200	140	125
Max.Oil flow [l/min]	Cont	16	20	20	20	20	20
	Int.(1)	20	25	25	25	25	25
Max. Input Pressure [bar]	Cont.	140	140	140	140	140	140
	Int.(1)	175	175	175	175	175	175
Weight [kg]		1.9	2	2.1	2.2	2.3	2.4

PART NUMBER	DESCRIPTION	NETT. PRICE	
		£ STERLING	€ EUROS
EPMM12,5C	Hydraulic motor EPMM12,5C, 12.9ccm/REV, shaft 16mm, G 3/8" BSP, rear ports	£153.02	€ 172.91
EPMM20C	Hydraulic motor EPMM20C, 19.9ccm/REV, shaft 16mm, G 3/8" BSP, rear ports	£155.57	€ 175.79
EPMM32C	Hydraulic motor EPMM32C, 31.8ccm/REV, shaft 16mm, G 3/8" BSP, rear ports	£158.23	€ 178.80
EPMM40C	Hydraulic motor EPMM40C, 40ccm/REV, shaft 16mm, G 3/8" BSP, rear ports	£169.01	€ 190.98
EPMM50C	Hydraulic motor EPMM50C, 50ccm/REV, shaft 16mm, G 3/8" BSP, rear ports	£189.06	€ 213.64
EPMM8C	Hydraulic motor EPMM8C, 8.2ccm/REV, shaft 16mm, G 3/8" BSP, rear ports	£150.53	€ 170.10
EPMM12,5CK	Hydraulic motor EPMM12,5CK, 12.9ccm/REV, shaft 14mm, G 3/8" BSP, rear ports	£153.02	€ 172.91
EPMM20CK	Hydraulic motor EPMM20CK, 19.9ccm/REV, shaft 14mm, G 3/8" BSP, rear ports	£155.57	€ 175.79
EPMM32CK	Hydraulic motor EPMM32CK, 31.8ccm/REV, shaft 14mm, G 3/8" BSP, rear ports	£158.23	€ 178.80
EPMM40CK	Hydraulic motor EPMM40CK, 40ccm/REV, shaft 14mm, G 3/8" BSP, rear ports	£169.01	€ 190.98
EPMM50CK	Hydraulic motor EPMM50CK, 50ccm/REV, shaft 14mm, G 3/8" BSP, rear ports	£189.06	€ 213.64
EPMM8CK	Hydraulic motor EPMM8CK, 8.2ccm/REV, shaft 14mm, G 3/8" BSP, rear ports	£150.53	€ 170.10
EPMMS12,5C	Hydraulic motor EPMM12,5C, 12.9ccm/REV, shaft 16mm, G 3/8" BSP, side ports	£153.02	€ 172.91
EPMMS20C	Hydraulic motor EPMM20C, 19.9ccm/REV, shaft 16mm, G 3/8" BSP, side ports	£155.57	€ 175.79
EPMMS32C	Hydraulic motor EPMM32C, 31.8ccm/REV, shaft 16mm, G 3/8" BSP, side ports	£158.23	€ 178.80
EPMMS40C	Hydraulic motor EPMM40C, 40ccm/REV, shaft 16mm, G 3/8" BSP, side ports	£169.01	€ 190.98
EPMMS50C	Hydraulic motor EPMM50C, 50ccm/REV, shaft 16mm, G 3/8" BSP, side ports	£189.06	€ 213.64
EPMMS8C	Hydraulic motor EPMM8C, 8.2ccm/REV, shaft 16mm, G 3/8" BSP, side ports	£150.53	€ 170.10
EPMMS12,5CK	Hydraulic motor EPMM12,5CK, 12.9ccm/REV, shaft 14mm, G 3/8" BSP, side ports	£153.02	€ 172.91
EPMMS20CK	Hydraulic motor EPMM20CK, 19.9ccm/REV, shaft 14mm, G 3/8" BSP, side ports	£155.57	€ 175.79
EPMMS32CK	Hydraulic motor EPMM32CK, 31.8ccm/REV, shaft 14mm, G 3/8" BSP, side ports	£158.23	€ 178.80
EPMMS40CK	Hydraulic motor EPMM40CK, 40ccm/REV, shaft 14mm, G 3/8" BSP, side ports	£169.01	€ 190.98
EPMMS50CK	Hydraulic motor EPMM50CK, 50ccm/REV, shaft 14mm, G 3/8" BSP, side ports	£189.06	€ 213.64
EPMMS8CK	Hydraulic motor EPMM8CK, 8.2ccm/REV, shaft 14mm, G 3/8" BSP, side ports	£150.53	€ 170.10

For all other M+S prices please contact the Flowfit sales team.

M+S HYDRAULIC MOTOR SERIES EPM

www.flowfitonline.com
TECH. DATA SHEET
MSM02



M+S Hydraulic motors are one of the top quality hydraulic motors available on the Worldwide market today.

Suitable for many low-speed applications, eliminating gears, shafts, chains, belts, pulleys and other speed reduction components. All motors are compact and light in weight in proportion to the torque and power delivered, all motors are fully reversible and fully interchangeable with all other brands on the market.

2 YEARS MANUFACTURERS WARRANTY ON ALL M+S PRODUCTS

TYPE		EPM	EPM	EPM	EPM	EPM	EPM	EPM	EPM	EPM	EPM	EPM	EPM	EPM	
		25	32	40	50	80	100	125	160	200	250	315	400	500	630
Displacement [cm ³ /REV]		25	32	40	49,5	79,2	99	123,8	158,4	198	247,5	316,8	396	495	623,6
Max. Speed [RPM]	Cont	1600	1560	1500	1210	755"	605	486	378	303	242	190	150	120	95
	Int.(3)	1815	1720	1750	1515	945	755	605	472	378	303	236	189	150	120
Max. Torque [daNm]	Cont.	3,3	4,3	6,2	9,4	15,1	19,3	23,7	31,3	36,6	38	38	36	39	44
	Int.(3)	4,7	6,1	8,2	11,9	19,5	23,7	29,8	37,8	45,6	58,3	56	59	57	64
	Peak (4)	6,7	8,6	10,7	14,3	22,4	27,5	36,5	43,8	55	68,5	85	85,4	78	82
Max. Output Power [kW]	Cont.	4,5	5,8	8,4	10,1	10,2	10,5	10,2	10,1	10	7,5	5,8	4,6	3,5	3,3
	Int.(3)	6,1	7,8	11,6	12,2	12,5	12,8	12	12,1	12	12	9	7,8	7,2	5,6
Max. Pressure Drop [bar]	Cont	100	100	120	140	140	140	140	140	140	110	90	70	60	55
	Int.(3)	140	140	155	175	175	175	175	175	175	175	140	115	90	80
	Peak (4)	225	225	225	225	225	225	225	225	225	225	225	180	130	110
Max. Oil flow [l/min]	Cont	40	50	60	60	60	60	60	60	60	60	60	60	60	60
	Int.(3)	45	55	70	75	75	75	75	75	75	75	75	75	75	75
Max. Input Pressure bar [PSI]	Cont.	175	175	175	175	175	175	175	175	175	175	175	175	140	140
	Int.(3)	200	200	200	200	200	200	200	200	200	200	200	200	175	175
	Peak (4)	225	225	225	225	225	225	225	225	225	225	225	225	225	225
Max. Return Pressure [bar]	Cont	175	175	175	175	175	175	175	175	175	175	175	175	140	140
	Int.	200	200	200	200	200	200	200	200	200	200	200	200	175	175
	Peak	225	225	225	225	225	225	225	225	225	225	225	225	225	225
Weight [kg]		5,6	5,6	5,7	5,8	5,9	6,1	6,2	6,4	6,6	6,8	7,1	7,6	8,9	9,5

PART NUMBER	DESCRIPTION	NETT. PRICE	
		£ STERLING	€ EUROS
EPM025CD	HYDRAULIC MOTOR 25CCM/REV, 25MM SHAFT 1/2" BSP PORTS SAE A, HPS	£161.47	€ 182.46
EPM032CD	HYDRAULIC MOTOR 32CCM/REV, 25MM SHAFT 1/2" BSP PORTS SAE A, HPS	£170.85	€ 193.06
EPM040CD	HYDRAULIC MOTOR 40CCM/REV, 25MM SHAFT 1/2" BSP PORTS SAE A, HPS	£164.29	€ 185.65
EPM050CD	HYDRAULIC MOTOR 50CCM/REV, 25MM SHAFT 1/2" BSP PORTS SAE A, HPS	£165.56	€ 187.08
EPM080CD	HYDRAULIC MOTOR 80CCM/REV, 25MM SHAFT 1/2" BSP PORTS SAE A, HPS	£170.01	€ 192.12
EPM100CD	HYDRAULIC MOTOR 100CCM/REV, 25MM SHAFT 1/2" BSP PORTS SAE A, HPS	£172.98	€ 195.47
EPM125CD	HYDRAULIC MOTOR 125CCM/REV, 25MM SHAFT 1/2" BSP PORTS SAE A, HPS	£177.49	€ 200.56
EPM160CD	HYDRAULIC MOTOR 160CCM/REV, 25MM SHAFT 1/2" BSP PORTS SAE A, HPS	£181.94	€ 205.59
EPM200CD	HYDRAULIC MOTOR 200CCM/REV, 25MM SHAFT 1/2" BSP PORTS SAE A, HPS	£187.86	€ 212.29
EPM250CD	HYDRAULIC MOTOR 250CCM/REV, 25MM SHAFT 1/2" BSP PORTS SAE A, HPS	£192.31	€ 217.30
EPM315CD	HYDRAULIC MOTOR 315CCM/REV, 25MM SHAFT 1/2" BSP PORTS SAE A, HPS	£196.79	€ 222.37
EPM400CD	HYDRAULIC MOTOR 400CCM/REV, 25MM SHAFT 1/2" BSP PORTS SAE A, HPS	£204.22	€ 230.77
EPM500CD	HYDRAULIC MOTOR 500CCM/REV, 25MM SHAFT 1/2" BSP PORTS SAE A, HPS	£249.16	€ 281.55
EPM630CD	HYDRAULIC MOTOR 630CCM/REV, 25MM SHAFT 1/2" BSP PORTS SAE A, HPS	£290.18	€ 327.90
EPM025COD	HYDRAULIC MOTOR 25.4CCM/REV, 25.4MM SHAFT 1/2" BSP PORTS SAE A, HPS	£161.47	€ 182.46

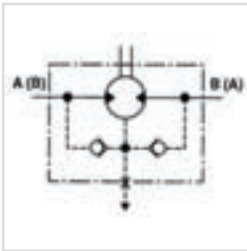
Continued on next page

PART NUMBER	DESCRIPTION	NETT. PRICE	
		£ STERLING	€ EUROS
EPM032COD	HYDRAULIC MOTOR 32CCM/REV, 25.4MM SHAFT 1/2" BSP PORTS SAE A, HPS	£170.85	€ 193.06
EPM040COD	HYDRAULIC MOTOR 40CCM/REV, 25.4MM SHAFT 1/2" BSP PORTS SAE A, HPS	£164.29	€ 185.65
EPM050COD	HYDRAULIC MOTOR 50CCM/REV, 25.4MM SHAFT 1/2" BSP PORTS SAE A, HPS	£165.56	€ 187.08
EPM080COD	HYDRAULIC MOTOR 80CCM/REV, 25.4MM SHAFT 1/2" BSP PORTS SAE A, HPS	£170.01	€ 192.12
EPM100COD	HYDRAULIC MOTOR 100CCM/REV, 25.4MM SHAFT 1/2" BSP PORTS SAE A, HPS	£172.98	€ 195.47
EPM125COD	HYDRAULIC MOTOR 125.4CCM/REV, 25.4MM SHAFT 1/2" BSP PORTS SAE A, HPS	£177.49	€ 200.56
EPM160COD	HYDRAULIC MOTOR 160CCM/REV, 25.4MM SHAFT 1/2" BSP PORTS SAE A, HPS	£181.94	€ 205.59
EPM200COD	HYDRAULIC MOTOR 200CCM/REV, 25.4MM SHAFT 1/2" BSP PORTS SAE A, HPS	£187.86	€ 212.29
EPM250COD	HYDRAULIC MOTOR 25.40CCM/REV, 25.4MM SHAFT 1/2" BSP PORTS SAE A, HPS	£192.31	€ 217.30
EPM315COD	HYDRAULIC MOTOR 315CCM/REV, 25.4MM SHAFT 1/2" BSP PORTS SAE A, HPS	£196.79	€ 222.37
EPM400COD	HYDRAULIC MOTOR 400CCM/REV, 25.4MM SHAFT 1/2" BSP PORTS SAE A, HPS	£204.22	€ 230.77
EPM500COD	HYDRAULIC MOTOR 500CCM/REV, 25.4MM SHAFT 1/2" BSP PORTS SAE A, HPS	£249.16	€ 281.55
EPM630COD	HYDRAULIC MOTOR 630CCM/REV, 25.4MM SHAFT 1/2" BSP PORTS SAE A, HPS	£290.18	€ 327.90

For all other M+S prices please contact the Flowfit sales team.

M+S HYDRAULIC MOTOR SERIES EPRM

www.flowfitonline.com
TECH. DATA SHEET
MSM03



M+S Hydraulic motors are one of the top quality hydraulic motors available on the Worldwide market today.

Suitable for many low-speed applications, eliminating gears, shafts, chains, belts, pulleys and other speed reduction components. All motors are compact and light in weight in proportion to the torque and power delivered, all motors are fully reversible and fully interchangeable with all other brands on the market.

Interchangeable with Danfoss OMR range of hydraulic motors.

2 YEARS MANUFACTURERS WARRANTY ON ALL M+S PRODUCTS

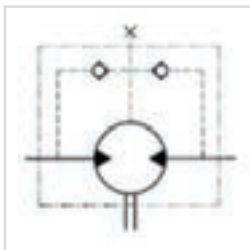
TYPE		EPRM	EPRM	EPRM	EPRM	EPRM	EPRM	EPRM	EPRM	EPRM
		50	80	100	125	160	200	250	315	400
Displacement [cm ³ /REV]		51,5	80,3	99,8	125,7	159,6	199,8	250,1	315,7	397
Max. Speed [RPM]	Cont.	775	750	600	475	375	300	240	190	150
	Int.(3)	970	940	750	600	470	375	300	240	190
Max. Torque [daNm]	Cont.	10	20	24	30	39	38,5	39	36	38
	Int.(3)	13	22	28	34	43	46	47	47	47
	Peak (4)	17	27	32	37	46	56	60	61	61
"Max. Output Power [kW]"	Cont.	7	12,5	13	12,5	11,5	9	8	5	4,8
	Int.(3)	8,5	15	15	14,5	14	12	9,5	8	6,8
Max. Pressure Drop [bar]	Cont.	140	175	175	175	175	140	110	85	65
	Int.(3)	175	200	200	200	200	175	140	115	90
	Peak (4)	225	225	225	225	225	225	200	150	115
Max. Oil flow [l/min]	Cont.	40	60	60	60	60	60	60	60	60
	Int.(3)	50	75	75	75	75	75	75	75	75
Max. Input Pressure [bar]	Cont.	175	175	175	175	175	175	175	175	175
	Int.(3)	200	200	200	200	200	200	200	200	200
	Peak (4)	225	225	225	225	225	225	225	225	225
Weight [kg]		6,8	6,9	7,2	7,3	7,5	8	8,4	9,1	9,8

PART NUMBER	DESCRIPTION	NETT. PRICE	
		£ STERLING	€ EUROS
EPRM050CD	HYDRAULIC MOTOR 50CCM/REV, 25MM SHAFT 1/2" BSP PORTS SAE A, HPS	£224.21	€ 253.36
EPRM080CD	HYDRAULIC MOTOR 80CCM/REV, 25MM SHAFT 1/2" BSP PORTS SAE A, HPS	£230.33	€ 260.27
EPRM100CD	HYDRAULIC MOTOR 100CCM/REV, 25MM SHAFT 1/2" BSP PORTS SAE A, HPS	£234.39	€ 264.86
EPRM125CD	HYDRAULIC MOTOR 125CCM/REV, 25MM SHAFT 1/2" BSP PORTS SAE A, HPS	£240.57	€ 271.84
EPRM160CD	HYDRAULIC MOTOR 160CCM/REV, 25MM SHAFT 1/2" BSP PORTS SAE A, HPS	£234.34	€ 264.81
EPRM200CD	HYDRAULIC MOTOR 200CCM/REV, 25MM SHAFT 1/2" BSP PORTS SAE A, HPS	£254.47	€ 287.56
EPRM250CD	HYDRAULIC MOTOR 250CCM/REV, 25MM SHAFT 1/2" BSP PORTS SAE A, HPS	£260.97	€ 294.90
EPRM315CD	HYDRAULIC MOTOR 315CCM/REV, 25MM SHAFT 1/2" BSP PORTS SAE A, HPS	£267.25	€ 301.99
EPRM400CD	HYDRAULIC MOTOR 400CCM/REV, 25MM SHAFT 1/2" BSP PORTS SAE A, HPS	£277.32	€ 313.37
EPRM050COD	HYDRAULIC MOTOR 50CCM/REV, 1" SHAFT 1/2" BSP PORTS SAE A, HPS	£224.21	€ 253.36
EPRM080COD	HYDRAULIC MOTOR 80CCM/REV, 1" SHAFT 1/2" BSP PORTS SAE A, HPS	£230.33	€ 260.27
EPRM100COD	HYDRAULIC MOTOR 100CCM/REV, 1" SHAFT 1/2" BSP PORTS SAE A, HPS	£234.39	€ 264.86
EPRM125COD	HYDRAULIC MOTOR 125CCM/REV, 1" SHAFT 1/2" BSP PORTS SAE A, HPS	£240.57	€ 271.84
EPRM160COD	HYDRAULIC MOTOR 160CCM/REV, 1" SHAFT 1/2" BSP PORTS SAE A, HPS	£234.34	€ 264.81
EPRM200COD	HYDRAULIC MOTOR 200CCM/REV, 1" SHAFT 1/2" BSP PORTS SAE A, HPS	£254.47	€ 287.56
EPRM250COD	HYDRAULIC MOTOR 250CCM/REV, 1" SHAFT 1/2" BSP PORTS SAE A, HPS	£260.97	€ 294.90
EPRM315COD	HYDRAULIC MOTOR 315CCM/REV, 1" SHAFT 1/2" BSP PORTS SAE A, HPS	£267.25	€ 301.99
EPRM400COD	HYDRAULIC MOTOR 400CCM/REV, 1" SHAFT 1/2" BSP PORTS SAE A, HPS	£277.32	€ 313.37

For all other M+S prices please contact the Flowfit sales team.

M+S HYDRAULIC MOTOR SERIES EPMS

www.flowfitonline.com
TECH. DATA SHEET
MSM04



M+S Hydraulic motors are one of the top quality hydraulic motors available on the Worldwide market today.

Suitable for many low-speed applications, eliminating gears, shafts, chains, belts, pulleys and other speed reduction components. All motors are compact and light in weight in proportion to the torque and power delivered, all motors are fully reversible and fully interchangeable with all other brands on the market.

Interchangeable with Danfoss OMS range of Hydraulic Motors

2 YEARS MANUFACTURERS WARRANTY ON ALL M+S PRODUCTS

TYPE		EPMS	EPMS	EPMS	EPMS	EPMS	EPMS	EPMS	EPMS	EPMS	EPMS	EPMS
		80	100	125	160	200	250	315	400	475	525	565
Displacement [cc/REV]		80,5	100	125,7	159,7	200	250	314,9	397	474,6	522,7	564,9
Max. Speed [RPM]	Cont	810	750	600	470	375	300	240	190	160	145	130
	Int.(1)	1000	900	720	560	450	360	290	230	190	175	160
Max. Torque [daNm]	Cont.	24	30,5	37,5	49	61	72	82,5	86,5	85	85	85
	Int.(1)	31	39	49	60	72	87	100	99	99	99	99
Max. Output Power [kW]	Cont	15,5	18	18	16,5	16,5	14,5	15	11	8,4	7,6	6,9
	Int.(1)	19,5	22,8	22,5	23	22	18	17	12,5	11,3	10,4	9,6
Max. Pressure Drop [bar]	Cont.	210	210	210	210	210	200	200	160	130	115	105
	Int.(1)	275	275	275	275	275	250	240	190	150	135	125
	Peak (2)	295	295	295	295	295	270	260	210	170	155	145
Max. Oil flow [l/min]	Cont	65	75	75	75	75	75	75	75	75	75	75
	Int.(1)	80	90	90	90	90	90	90	90	90	90	90
Max. Input Pressure [bar]	Cont.	230	230	230	230	230	230	230	230	230	230	230
	Int.(1)	295	295	295	295	295	295	295	295	295	295	295
	Peak (2)	300	300	300	300	300	300	300	300	300	300	300
Weight [kg]		9,9	10,1	10,4	10,8	11,2	11,7	12,4	13,1	14,1	14,6	15

(1) Intermittent operation rating applies to 6 sec. of every minute

(2) Peak load rating applies to 0,6 sec of every minute

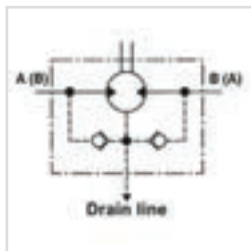
PART NUMBER	DESCRIPTION	NETT. PRICE	
		£ STERLING	€ EUROS
EPMS080C	HYDRAULIC MOTOR 80CCM/REV, 32MM SHAFT 1/2" BSP PORTS STD 4 BOLT MOUNT	£347.21	€ 392.35
EPMS100C	HYDRAULIC MOTOR 100CCM/REV, 32MM SHAFT 1/2" BSP PORTS STD 4 BOLT MOUNT	£351.93	€ 397.68
EPMS125C	HYDRAULIC MOTOR 125CCM/REV, 32MM SHAFT 1/2" BSP PORTS STD 4 BOLT MOUNT	£357.43	€ 403.90
EPMS160C	HYDRAULIC MOTOR 160CCM/REV, 32MM SHAFT 1/2" BSP PORTS STD 4 BOLT MOUNT	£365.60	€ 413.13
EPMS200C	HYDRAULIC MOTOR 200CCM/REV, 32MM SHAFT 1/2" BSP PORTS STD 4 BOLT MOUNT	£371.73	€ 420.06
EPMS250C	HYDRAULIC MOTOR 250CCM/REV, 32MM SHAFT 1/2" BSP PORTS STD 4 BOLT MOUNT	£378.35	€ 427.53
EPMS315C	HYDRAULIC MOTOR 315CCM/REV, 32MM SHAFT 1/2" BSP PORTS STD 4 BOLT MOUNT	£400.31	€ 452.35
EPMS400C	HYDRAULIC MOTOR 400CCM/REV, 32MM SHAFT 1/2" BSP PORTS STD 4 BOLT MOUNT	£420.72	€ 475.42

For all other M+S prices please contact the Flowfit sales team.



M+S HYDRAULIC MOTOR SERIES EPMT

www.flowfitonline.com
TECH. DATA SHEET
MSM05



M+S Hydraulic motors are one of the top quality hydraulic motors available on the Worldwide market today.

Suitable for many low-speed applications, eliminating gears, shafts, chains, belts, pulleys and other speed reduction components. All motors are compact and light in weight in proportion to the torque and power delivered, all motors are fully reversible and fully interchangeable with all other brands on the market.

Hydraulic motor, 160cc 4 bolt mount, 40mm straight keyed shaft.

Interchangeable with Danfoss OMT Hydraulic motors

2 YEARS MANUFACTURERS WARRANTY ON ALL M+S PRODUCTS

TYPE		EPMT	EPMT	EPMT	EPMT	EPMT	EPMT	EPMT	EPMT
		160	200	250	315	400	500	630	725
Displacement [cm ³ /REV]		161,1	201,4	251,8	326,3	410,9	523,6	631,2	724,3
Max. Speed [RPM]	Cont.	622	620	496	382	304	238	197	172
	Int.(1)	775	752	601	461	368	289	234	209
Max. Torque [daNm]	Cont.	47	59	73	95	108	122	130	127
	Int.(1)	56	71	88	114	126	137	148	147
	Peak (2)	66	82	102	133	144	160	176	175
Max. Output Power [kW]	Cont.	26,5	33,5	33,5	33,5	30	26,5	24,3	20,2
	Int.(1)	32	40	40	40	35	30	27,5	26,8
Max. Pressure Drop [bar]	Cont.	200	200	200	200	180	160	140	120
	Int.(1)	240	240	240	240	210	180	160	140
	Peak (2)	280	280	280	280	240	210	190	165
Max. Oil flow [l/min]	Cont	100	125	125	125	125	125	125	125
	Int.(1)	125	150	150	150	150	150	150	150
Weight [kg]		20	21,5	21	22	23	24	23,5	24,5

(1) Intermittent operation rating applies to 6 sec. of every minute

(2) Peak load rating applies to 0,6 sec of every minute

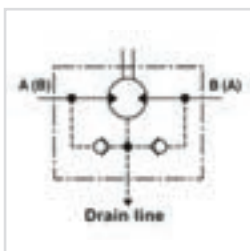
PART NUMBER	DESCRIPTION	NETT. PRICE	
		£ STERLING	€ EUROS
EPMT160C	HYDRAULIC MOTOR 160CCM/REV, 40MM SHAFT 1/2" BSP PORTS STD 4 BOLT MOUNT	£620.95	€ 701.67
EPMT200C	HYDRAULIC MOTOR 200CCM/REV, 40MM SHAFT 1/2" BSP PORTS STD 4 BOLT MOUNT	£634.21	€ 716.66
EPMT250C	HYDRAULIC MOTOR 250CCM/REV, 40MM SHAFT 1/2" BSP PORTS STD 4 BOLT MOUNT	£654.38	€ 739.45
EPMT315C	HYDRAULIC MOTOR 315CCM/REV, 40MM SHAFT 1/2" BSP PORTS STD 4 BOLT MOUNT	£671.22	€ 758.48
EPMT400C	HYDRAULIC MOTOR 400CCM/REV, 40MM SHAFT 1/2" BSP PORTS STD 4 BOLT MOUNT	£698.05	€ 788.80
EPMT500C	HYDRAULIC MOTOR 500CCM/REV, 40MM SHAFT 1/2" BSP PORTS STD 4 BOLT MOUNT	£745.02	€ 841.87
EPMT630C	HYDRAULIC MOTOR 630CCM/REV, 40MM SHAFT 1/2" BSP PORTS STD 4 BOLT MOUNT	£777.67	€ 878.77
EPMT725C	HYDRAULIC MOTOR 725CCM/REV, 40MM SHAFT 1/2" BSP PORTS STD 4 BOLT MOUNT	£819.22	€ 925.72

For all other M+S prices please contact the Flowfit sales team.



M+S HYDRAULIC MOTOR SERIES EPMV

www.flowfitonline.com
TECH. DATA SHEET
MSM06



M+S Hydraulic motors are one of the top quality hydraulic motors available on the Worldwide market today.

Suitable for many low-speed applications, eliminating gears, shafts, chains, belts, pulleys and other speed reduction components. All motors are compact and light in weight in proportion to the torque and power delivered, all motors are fully reversible and fully interchangeable with all other brands on the market.

Interchangeable with danfoss OMV series motors

2 YEARS MANUFACTURERS WARRANTY ON ALL M+S PRODUCTS

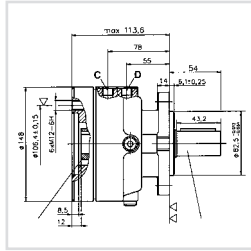
TYPE	FFPMT		EPMV		EPMV		EPMV			
	315		400		500		630			
Displacement [cm ³ /REV]	314,5		400,9		499,6		629,1		801,8	
Max. Speed [RPM]	Cont.	510	500	400	320	250				
	Int.(1)	630	600	480	380	300				
Max. Torque [daNm]	Cont.	92	118	146	166	188				
	Int.(1)	111	141	176	194	211				
	Peak (2)	129	164	205	221	247				
"Max. Output Power [kW]"	Cont.	42,5	53,5	53,5	48	42,5				
	Int.(1)	51	64	64	56	48				
Max. Pressure Drop [bar]	Cont.	200	200	200	180	160				
	Int.(1)	240	240	240	210	180				
	Peak(2)	280	280	280	240	210				
"Max. Oil flow [l/min]"	Cont.	160	200	200	200	200				
	Int.(1)	200	240	240	240	240				
Weight [kg]	31,8		32,6		33,5		34,9		36,5	

PART NUMBER	DESCRIPTION	NETT. PRICE	
		£ STERLING	€ EUROS
EPMV315C	HYDRAULIC MOTOR 315CCM/REV, 50MM SHAFT 1" BSP PORTS STD 4 BOLT MOUNT	£885.41	€ 1,000.51
EPMV400C	HYDRAULIC MOTOR 400CCM/REV, 50MM SHAFT 1" BSP PORTS STD 4 BOLT MOUNT	£920.77	€ 1,040.47
EPMV500C	HYDRAULIC MOTOR 500CCM/REV, 50MM SHAFT 1" BSP PORTS STD 4 BOLT MOUNT	£982.68	€ 1,110.43
EPMV630C	HYDRAULIC MOTOR 630CCM/REV, 50MM SHAFT 1" BSP PORTS STD 4 BOLT MOUNT	£1,150.68	€ 1,300.27
EPMV800C	HYDRAULIC MOTOR 800CCM/REV, 50MM SHAFT 1" BSP PORTS STD 4 BOLT MOUNT	£1,212.34	€ 1,369.95

For all other M+S prices please contact the Flowfit sales team.

ELB BRAKES

www.flowfitonline.com
TECH. DATA SHEET
MSM07



Hydraulic Disc Brakes are designed for use with heavy duty machinery and off-highway vehicles in the construction, material handling, agriculture, mining, sanitation and timber industries. They are also used in a multitude of winching applications and in hydrostatic engine drive systems.

The Hydraulic Disk Brake is sprung loaded to apply the brake, and hydraulic pressure is required to release the brake. Normal operation is to have the brake pressurized in the released position with the vehicle hydraulic system running. Any function which reduced the hydraulic system pressure below the release pressure of the brake will allow the springs to apply the brake.

This brake is designed to be a parking brake only. Dynamic braking is not recommended.

Code example

ELB288-
MOTOR TYPE

43-
SIZE

C
OUTPUT SHAFT OPTION

OUTPUT SHAFT OPTIONS					
ELB288		ELB289/90		ELB314/315	
C	25mm straight keyed shaft	CB	32mm straight keyed shaft	C	40mm straight keyed shaft
CO	1" straight keyed shaft	KB	35mm dia 1:10 taper shaft	CO	1 1/2" straight keyed shaft
SH	1" 6B splined shaft			SH	1 1/2" 17T splined shaft
				K	45mm dia 1:10 taper shaft

PART NUMBER		SIZE										
		7	14	21	29	32	43	63	65	85	110	130
TYPE ELB 288 -***-**	EPM, EPRM, EPMS	*	*	*		*	*	*				
TYPE ELB 289 -***-**	EPMS (standard mount)			*		*	*	*				
TYPE ELB 290 -***-**	EPMS (wheel mount)			*		*	*	*				
TYPE ELB 314 -***-**	EPMTS (standard mount)			*	*		*	*	*	*	*	*
TYPE ELB 315 -***-**	EPMTS (wheel mount)			*	*		*	*	*	*	*	*
Static torque, [daNm]		6-8	13-15	20-22	28-29	31-34	42-45	61-64	61-70	83-92	108-118	126-136
Opening pressure min, [bar]		4-5	8-9	12-13	6-7	18-20	24-26	38-39	13-15	18-20	23-25	27-29
Opening pressure max, [bar]												300

HKU & HKUS STEERING UNITS

www.flowfitonline.com
TECH. DATA SHEET
MSM08



The M+S Hydraulic Hydrostatic Steering units are used in low-speed vehicles which driving speed does not exceed 60 km/h - such as : building machines, fork-lift trucks, harvesting machines, off-highway equipment and others. These hydraulic units amplify the torque to the steering wheels, with no need of hard mechanical connection.

The XY hydrostatic steering unit incorporates an axially displaced tracing valve and a metering pump in one housing. The working liquid is supplied by a separate pump and then is directed by the metering pump to the steering cylinders.

The XY steering unit is manufactured with a built-in check valves, and there is an option for a built-in relief valve in the inlet.

**VARIOUS OPTIONS AVAILABLE.
PLEASE CONTACT US FOR FURTHER DETAILS.**



BOLT ON HYDRAULIC VALVES TO SUIT FLOWFIT AND M+S HYDRAULIC MOTORS


PRODUCT	PAGE
BDR TYPE	231
BDS TYPE	231
BVR TYPE	232



**FROM
ONLY
£159.61
+VAT**



**FROM
ONLY
£63.78
+VAT**



**FROM
ONLY
£65.50
+VAT**



QUALITY PRODUCTS



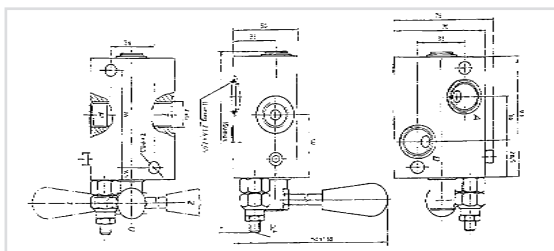
FREE ADVICE



BDR TYPE

MOTOR MOUNTED, LEVER OPERATED DIRECTIONAL CONTROL VALVES C/W 3 POSITION DETENT KIT

www.flowfitonline.com
TECH. DATA SHEET
BOHV1



Manifold mounts directly onto ports of EPM & EPRM (OMP & OMR) motor.

TECHNICAL DATA

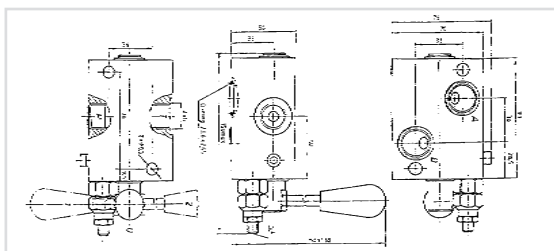
- Nominal flow rate 25 l/min for X = 38
- Nominal flow rate 50 l/min for X = 12
- Nominal pressure 210 bar
- Relief valve variation ratio 10-250 bar

PART NO.	FLOW L/MIN	NOMINAL PRESSURE (BAR)	NETT. PRICE	
			£ STERLING	€ EUROS
BDR-38-04	25	210	£159.61	€ 180.36
BDR-38-05	25	210	£159.61	€ 180.36
BDR-12-04	50	210	£159.61	€ 180.36
BDR-12-05	50	210	£159.61	€ 180.36

BDS TYPE

MOTOR MOUNTED, LEVER OPERATED DIRECTIONAL CONTROL VALVES C/W 3 POSITION DETENT KIT AND INTEGRAL RELIEF VALVE

www.flowfitonline.com
TECH. DATA SHEET
BOHV2

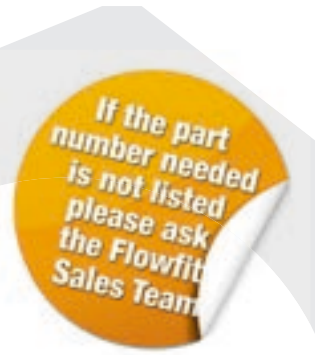


Manifold mounts directly onto ports of EPMS (OMS) motor.

TECHNICAL DATA

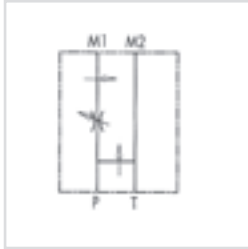
- Nominal flow rate 25 l/min for X = 38
- Nominal flow rate 50 l/min for X = 12
- Nominal pressure 210 bar
- Relief valve variation ratio 10-250 bar

PART NO.	FLOW L/MIN	NOMINAL PRESSURE (BAR)	NETT. PRICE	
			£ STERLING	€ EUROS
BDS-38-04	25	210	£159.61	€ 180.36
BDS-38-05	25	210	£159.61	€ 180.36
BDS-12-04	50	210	£159.61	€ 180.36
BDS-12-05	50	210	£159.61	€ 180.36



3 PORT FLOW CONTROL VALVE EXCESS TO TANK FLANGEABLE ON DANFOSS MOTORS OMP/OMR

www.flowfitonline.com
TECH. DATA SHEET
BOHV3



USE AND OPERATION

This valve enables to keep "P" flow constant to a certain setting, independently of the required pressure or the inlet flow of the valve. Exceeded flow is drained directly in T (tank).

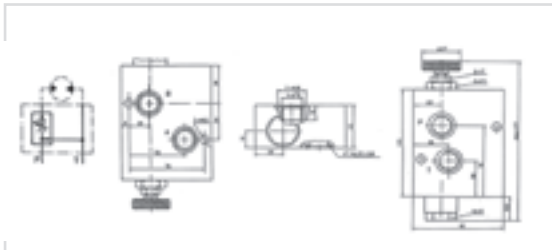
Body: zinc-plated steel, Internal parts: Hardened and ground steel, Seals: Buna N standard, Tightness: By diameter combination. Minor leakage (few drops per minute), Applications: Connect M1 and M2 to the motor and P and T to the pressure.

PART NO.	TYPE	BSP PORTS	MAX INLET FLOW	MAX ADJUSTED FLOW	MAX PRESSURE (BAR)	NETT. PRICE	
						£ STERLING	€ EUROS
V1121	RFP3 1/2" OMP/OMR	1/2"	50 L/MIN	30 L/MIN	350	£94.50	€ 106.78

BVR TYPE

BVR TYPE MOTOR MOUNTED PRESSURE COMPENSATED FLOW CONTROL VALVE

www.flowfitonline.com
TECH. DATA SHEET
BOHV4

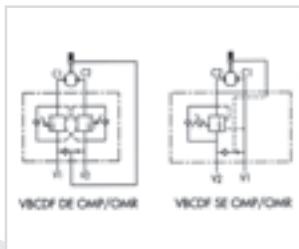


Manifold mounts directly onto ports of EPM and EPRM (OMP + OMR MOTORS)

PART NO.	FLOW L/MIN	MAX PRESSURE (BAR)	PRICE	
			£ STERLING	€ EUROS
BV/R/12/05	100	250	£152.24	€ 172.03

OVERCENTRE VALVES FLANGEABLE ON DANFOSS MOTORS OMP/OMR

www.flowfitonline.com
TECH. DATA SHEET
BOHV5



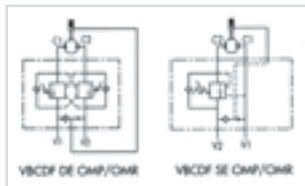

Direct flange is ideal for Danfoss motor type omp-omr and provides a maximum safety, very low pressure drops and solid installation

CODE	TYPE	PILOT RATIO	MAX FLOW L/MIN	MAX PRESSURE BAR	NETT. PRICE	
					£ STERLING	€ EUROS
V0415	VBCDF 1/2" SE OMP-OMR	1:4,5	50	350	£65.50	€ 74.01
V0425	VBCDF 1/2" DE OMP-OMR	1:4,5	50	350	£115.23	€ 130.21
V0415/SF	VBCDF 1/2" SE OMP-OMR SF/ BRAKE UNCLAPING	1:4,5	50	350	£72.46	€ 81.88
V0425/SF	VBCDF 1/2" DE OMP-OMR SF/ BRAKE UNCLAPING	1:4,5	50	350	£116.85	€ 132.05

NB. BRAKE UNCLAPING MEANS " A MECHANICAL FAIL SAFE BRAKE "

OVERCENTRE VALVES FLANGEABLE ON DANFOSS MOTORS OMS

www.flowfitonline.com
TECH. DATA SHEET
BOHV6



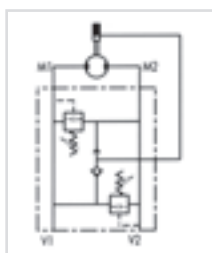
Direct flange is ideal for Danfoss motors type oms and provides a maximum safety, very low pressure drops and solid installation

CODE	TYPE	PILOT RATIO	MAX FLOW L/MIN	MAX PRESSURE BAR	NETT. PRICE	
					£ STERLING	€ EUROS
V0416	VBCDF 1/2" SE OMS	1:4,5	50	350	£63.78	€ 72.07
V0426	VBCDF 1/2" DE OMS	1:4,5	50	350	£104.05	€ 117.58
V0416/SF	VBCDF 1/2" SE OMS /SF BRAKE UNCLAPING	1:8	50	350	£69.48	€ 78.52
V0426/SF	VBCDF 1/2" DE OMS SF/ BRAKE UNCLAPING	1:8	50	350	£114.23	€ 129.07

NB. BRAKE UNCLAPING MEANS " A MECHANICAL FAIL SAFE BRAKE "

DUAL CROSS RELIEF VALVE FLANGEABLE ON DANFOSS MOTORS OMS-OMP/OMR-OMT

www.flowfitonline.com
TECH. DATA SHEET
BOHV7



USE AND OPERATION

Made up by 2 relief valves with crossed tank, this valve is used to block pressure to a certain setting in the 2 ports of an actuator/hydraulic motor. It's ideal to provide protection against sudden shock pressures and to adjust different pressures in the 2 ports of an hydraulic circuit as well. Direct flange is ideal for Danfoss motors type OMS, OMP/OMR and OMT and provides a maximum safety, very low pressure drops and solid installation.

Body: Zinc-plated steel Internal parts: Hardened and ground steel, Seals: Buna N standard, Poppet type: minor leakage

Applications: Flange M1 and M2 directly to the motor and connect V1 and V2 to pressure flow.

ON REQUEST: Different setting range available (See table below) Other settings available (CODE/T: please specify the desired setting). Single acting with just 1 relief available (CODE/ SE). Brake unclamping (CODE/ SF)

CODE	TYPE	MAX FLOW L/MIN	MAX PRESSURE BAR	NETT. PRICE	
				£ STERLING	€ EUROS
V0490	VAU 1/2" OMS	50	300	£49.51	€ 55.95
V0500	VAU 1/2" OMP/OMR	60	300	£52.98	€ 59.87
V0505	VAU 3/4" OMT	100	300	£60.36	€ 68.20
V0490/SE	VAU 1/2" OMS SE/ SINGLE ACTING	50	300	£47.68	€ 53.88
V0500/SE	VAU 1/2" OMP/OMR SE/SINGLE ACTING	60	300	£49.24	€ 55.64
V0505/SE	VAU 3/4" OMT SE/SINGLE ACTING	100	300	£58.99	€ 66.66
V0490/T	VAU 1/2" OMS PRESSURE PRESET	50	300	£51.82	€ 58.56
V0500/T	VAU 1/2" OMP/OMR PRESSURE PRESET	60	300	£52.99	€ 59.88
V0505/T	VAU 3/4" OMT PRESSURE PRESET	100	300	£62.76	€ 70.92
V0490/V	VAU 1/2" OMS HANDKNOB	50	300	£54.26	€ 61.32
V0500/V	VAU 1/2" OMP/OMR HANDKNOB	60	300	£55.55	€ 62.78
V0505/V	VAU 3/4" OMT HANDKNOB	100	300	£53.84	€ 60.84
V0490/P	VAU 1/2" OMS SEALING CAP	50	300	£55.53	€ 62.75
V0500/P	VAU 1/2" OMP/OMR SEALING CAP	60	300	£56.66	€ 64.02
V0505/P	VAU 3/4" OMT SEALING CAP	100	300	£66.42	€ 75.05
V0490/SF	VAU 1/2" OMS SF/ BRAKE UNCLAPING	50	300	£55.33	€ 62.53
V0500/SF	VAU 1/2" OMP/OMR SF/ BRAKE UNCLAPING	60	300	£56.45	€ 63.78
V0505/SF	VAU 3/4" OMT SF/ BRAKE UNCLAPING	100	300	£66.25	€ 74.86

NB. BRACE UNCLAPING MEANS " A MECHANICAL FAIL SAFE BRAKE "

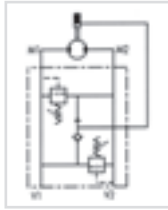
SPRINGS

SETTING RANGE BAR	PRESSURE INCREASE (BAR/TURN)	STANDARD SETTINGBAR
10 - 50*	7	30
20 - 100	12	75
10 - 180 (Standard)	30	90
50 - 250	45	130
80 - 300	50	150

* = For setting less than 70 Bar Q = 12 l/m

DUAL CROSS RELIEF VALVE FLANGEABLE ON SAMHYDRAULIK MOTORS AG - AR

www.flowfitonline.com
TECH. DATA SHEET
BOHV8



USE AND OPERATION

Made up by 2 relief valves with crossed tank, this valve is used to block pressure to a certain setting in the 2 ports of an actuator/hydraulic motor. It's ideal to provide protection against sudden shock pressures and to adjust different pressures in the 2 ports of an hydraulic circuit as well. Direct flange is ideal for Samhydraulic motors type AG - AR and provides a maximum safety, very low pressure drops and solid installation.

Body: Zinc-plated steel Internal parts: Hardened and ground steel, Seals: Buna N standard, Poppet type: minor leakage

Applications: Flange M1 and M2 directly to the motor and connect V1 and V2 to pressure flow.

ON REQUEST: Different setting range available (See table below) Other settings available (CODE/T: please specify the desired setting). Brake unclaping (CODE/ SF)

CODE	TYPE	MAX FLOW L/MIN	MAX PRESSURE BAR	NETT. PRICE	
				£ STERLING	€ EUROS
V0455	VAU 1" AG - AR	60	300	£49.50	€ 55.94
V0455/T	VAU 1" AG - AR PRESSURE PRESET	60	300	£51.76	€ 58.49
V0455/V	VAU 1" AG - AR HANDKNOB	60	300	£54.06	€ 61.09
V0455/P	VAU 1" AG - AR SEALING CAP	60	300	£55.20	€ 62.38
V0455/SF	VAU 1" AG - AR SF/ BRAKE UNCLAPING	60	300	£55.20	€ 62.38

BRAKE UNCLAPING MEANS " A MECHANICAL FAIL SAFE BRAKE "

SPRINGS

SETTING RANGE BAR	PRESSURE INCREASE (BAR/TURN)	STANDARD SETTINGBAR
10 - 50*	7	30
20 - 100	12	75
10 - 180 (Standard)	30	90
50 - 250	45	130
80 - 300	50	150

* = For setting less than 70 Bar Q = 12 l/m

GEAR MOTORS

PRODUCT	PAGE
GROUP 2	236
GROUP 3	237



**FROM ONLY
£88.27
+VAT**



QUALITY PRODUCTS



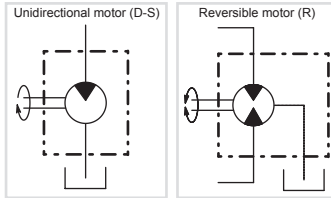
FREE ADVICE

**FLOWFIT[®]
FREE SYSTEM
EVALUATION**

*Send us your
requirements
and we will
do the rest*

GROUP 2

www.flowfitonline.com
TECH. DATA SHEET
GM01



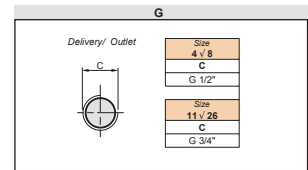
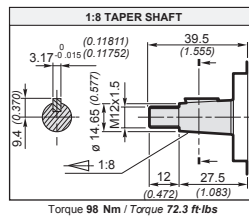
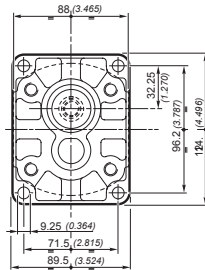
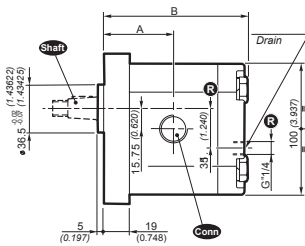
Motors with external gears from group 2 to group 3, divided into 17 displacements from 4 to 61,1cc, up to 270 bar of max working pressure and maximum speed up to 4000 rpm, with hydrostatic balance to reduce the axial slack.

Gear motors are available in unidirectional and reversible versions (reversible motors can be used same in serie circuit).

The motors are available in unidirectional D - S and reversible R version.

- Temperature 20°C + 65°C
- Max. temperature - 15 °C + 80°C
- Suction allowed pressure min. 0.7 max. 3 bar (absolute)

- Recommended viscosity 15 ÷ 92 mm² /s
- Start max. viscosity 3000 mm² /s
- Filtering 26/23 150 ISO DIS 4406 until 2175 psi 23/20 ISO DIS 4406 for higher pressure



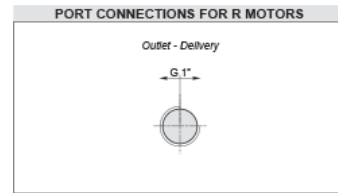
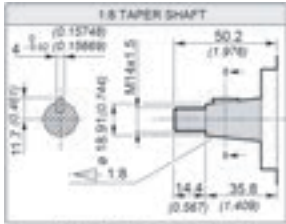
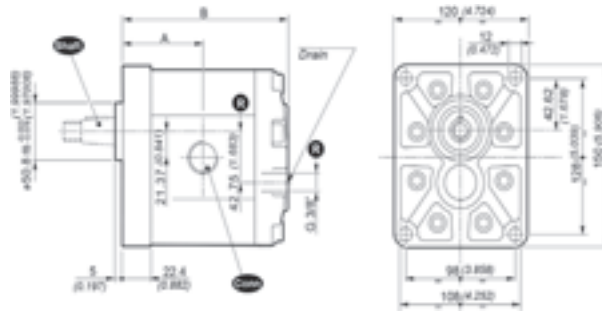
CLOCKWISE		
PART NUMBER	DISPLACEMENT (CC)	NETT. PRICE
		£ STERLING € EUROS
2SMA4D10G	4	£106.99 € 120.89
2SMA6D10G	6	£106.99 € 120.89
2SMA8D10G	8.5	£106.99 € 120.89
2SMA11D10G	11	£106.99 € 120.89
2SMA14D10G	14	£106.99 € 120.89
2SMA16D10G	16.5	£106.99 € 120.89
2SMA19D10G	19.5	£106.99 € 120.89
2SMA22D10G	22.5	£106.99 € 120.89
2SMA26D10G	26	£106.99 € 120.89

ANTI-CLOCKWISE		
PART NUMBER	DISPLACEMENT (CC)	NETT. PRICE
		£ STERLING € EUROS
2SMA4S10G	4	£106.99 € 120.89
2SMA6S10G	6	£106.99 € 120.89
2SMA8S10G	8.5	£106.99 € 120.89
2SMA11S10G	11	£106.99 € 120.89
2SMA14S10G	14	£106.99 € 120.89
2SMA16S10G	16.5	£106.99 € 120.89
2SMA19S10G	19.5	£106.99 € 120.89
2SMA22S10G	22.5	£106.99 € 120.89
2SMA26S10G	26	£106.99 € 120.89

REVERSIBLE (WITH EXTERNAL DRAIN)		
PART NUMBER	DISPLACEMENT (CC)	NETT. PRICE
		£ STERLING € EUROS
2SMA4R10G	4	£132.22 € 149.41
2SMA6R10G	6	£132.22 € 149.41
2SMA8R10G	8.5	£132.22 € 149.41
2SMA11R10G	11	£132.22 € 149.41
2SMA14R10G	14	£132.22 € 149.41
2SMA16R10G	16.5	£132.22 € 149.41
2SMA19R10G	19.5	£132.22 € 149.41
2SMA22R10G	22.5	£132.22 € 149.41
2SMA26R10G	26	£132.22 € 149.41

GROUP 3

www.flowfitonline.com
TECH. DATA SHEET
GM02



CLOCKWISE			
PART NUMBER	DISPLACEMENT (CC)	NETT. PRICE	
		£ STERLING	€ EUROS
3SMA19D10G	19	£250.66	€ 283.24
3SMA22D10G	22.3	£250.66	€ 283.24
3SMA29D10G	29.3	£250.66	€ 283.24
3SMA33D10G	32.9	£250.66	€ 283.24
3SMA36D10G	36.4	£250.66	€ 283.24
3SMA44D10G	43.5	£250.66	€ 283.24
3SMA52D10G	51.7	£250.66	€ 283.24
3SMA62D10G	61.1	£250.66	€ 283.24

FOR ALL POWER CALCULATIONS AND PERFORMANCE GRAPHS PLEASE DOWNLOAD TECHNICAL DATA

ANTI-CLOCKWISE			
PART NUMBER	DISPLACEMENT (CC)	NETT. PRICE	
		£ STERLING	€ EUROS
3SMA19S10G	19	£250.66	€ 283.24
3SMA22S10G	22.3	£250.66	€ 283.24
3SMA29S10G	29.3	£250.66	€ 283.24
3SMA33S10G	32.9	£250.66	€ 283.24
3SMA36S10G	36.4	£250.66	€ 283.24
3SMA44S10G	43.5	£250.66	€ 283.24
3SMA52S10G	51.7	£250.66	€ 283.24
3SMA62S10G	61.1	£250.66	€ 283.24

REVERSIBLE (WITH EXTERNAL DRAIN)			
PART NUMBER	DISPLACEMENT (CC)	NETT. PRICE	
		£ STERLING	€ EUROS
3SMA19R10G	19	£270.70	€ 305.89
3SMA22R10G	22.3	£270.70	€ 305.89
3SMA29R10G	29.3	£270.70	€ 305.89
3SMA33R10G	32.9	£270.70	€ 305.89
3SMA36R10G	36.4	£270.70	€ 305.89
3SMA44R10G	43.5	£270.70	€ 305.89
3SMA52R10G	51.7	£270.70	€ 305.89
3SMA62R10G	61.1	£270.70	€ 305.89

GEAR PUMPS

PRODUCT	PAGE
PUMPS GROUP 1	239
PUMPS GROUP 2	241
PUMPS GROUP 3	243
MULTIPLE TANDEM/TRIPLE HYDRAULIC PUMP KITS	245
PUMPS AND MOTORS ELBOW CONNECTORS	245



**FLOWFIT
GEAR PUMPS
FROM ONLY
£55.00
+VAT**



**GALTECH
GEAR PUMPS
FROM ONLY
£87.75
+VAT**



QUALITY PRODUCTS



FREE ADVICE



FLOWFIT GEAR PUMPS



Flowfit gear pumps are manufactured in 31 displacements ranging from 0.8cc to 89cc and working pressure up to 300 Bar.

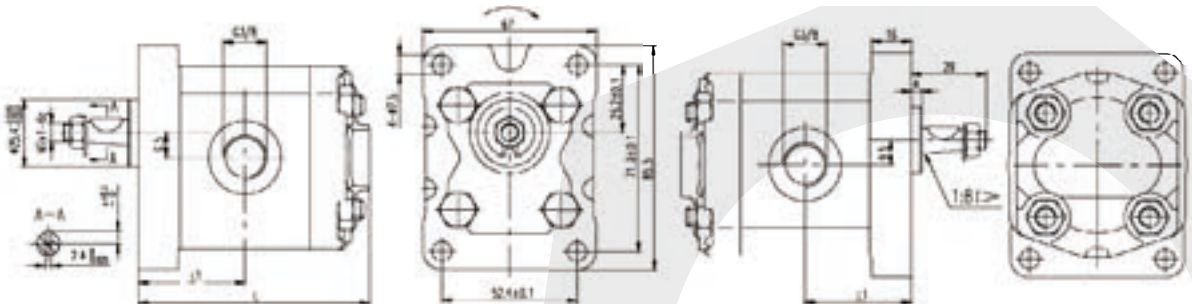
A huge range of Group 1, Group 2 and Group 3 pumps are available in stock with 1:8 taper shafts, 4 bolt European flange and BSP ports as Standard. Flanged ports and different shafts are available upon request. Please speak to a member of the sales team.

www.flowfitonline.com
TECH. DATA SHEET
FP01


FLOWFIT PUMPS GROUP 1

PART NUMBER	DISPLACEMENT [cm ³ /rev]	INLET PORT	OUTLET PORT	PRESSURE MPA		SPEED			L (MM)	L1 (MM)	NETT. PRICE	
				RATED	PEAK	RATED	MAX	MIN			£ STERLING	€ EUROS
VNKB010000B	1.1 CC	3/8" BSP	3/8" BSP	25	28	2000	3500	600	75	33	£55.00	€ 62.15
VNKB010001B	1.3 CC	3/8" BSP	3/8" BSP	25	28	2000	3500	600	76	34	£55.00	€ 62.15
VNKB010002.5B	1.6 CC	3/8" BSP	3/8" BSP	25	28	2000	3500	600	78	35	£55.00	€ 62.15
VNKB010002B	1.8 CC	3/8" BSP	3/8" BSP	25	28	2000	3500	600	78.5	35.5	£55.00	€ 62.15
VNKB010002NB	2.1 CC	3/8" BSP	3/8" BSP	25	28	2000	3500	600	79	36	£55.00	€ 62.15
VNKB010003B	2.7 CC	3/8" BSP	3/8" BSP	25	28	2000	3500	600	81	37	£55.00	€ 62.15
VNKB010004B	3.2 CC	3/8" BSP	3/8" BSP	25	28	2000	3500	600	83	38	£55.00	€ 62.15
VNKB010005.1B	3.7 CC	3/8" BSP	3/8" BSP	25	28	2000	3500	600	85	39	£55.00	€ 62.15
VNKB010005B	4.2 CC	3/8" BSP	3/8" BSP	25	28	2000	3500	600	85	40	£55.00	€ 62.15
VNKB010006B	4.8 CC	3/8" BSP	3/8" BSP	23	25	2000	3500	600	87	41	£55.00	€ 62.15
VNKB010007B	5.8 CC	3/8" BSP	3/8" BSP	23	25	2000	3500	600	89	43	£55.00	€ 62.15
VNKB010008B	8.0 CC	1/2" BSP	3/8" BSP	21	23	2000	3500	600	93	47	£55.00	€ 62.15

PART NUMBER	DISPLACEMENT [cm ³ /rev]	INLET PORT	OUTLET PORT	PRESSURE MPA		SPEED			L (MM)	L1 (MM)	NETT. PRICE	
				RATED	PEAK	RATED	MAX	MIN			£ STERLING	€ EUROS
VNKB010010B	1.0 CC	30 PCD Flange	30 PCD Flange	25	28	2000	3500	600	75	33	£55.00	€ 62.15
VNKB010011B	1.3 CC	30 PCD Flange	30 PCD Flange	25	28	2000	3500	600	76	34	£55.00	€ 62.15
VNKB010012B	1.8 CC	30 PCD Flange	30 PCD Flange	25	28	2000	3500	600	78	35	£55.00	€ 62.15
VNKB010012NB	2.1 CC	30 PCD Flange	30 PCD Flange	25	28	2000	3500	600	78.5	35.5	£55.00	€ 62.15
VNKB010013B	2.7 CC	30 PCD Flange	30 PCD Flange	25	28	2000	3500	600	79	36	£55.00	€ 62.15
VNKB010014B	3.2 CC	30 PCD Flange	30 PCD Flange	25	28	2000	3500	600	81	37	£55.00	€ 62.15
VNKB010015.1B	3.7 CC	30 PCD Flange	30 PCD Flange	25	28	2000	3500	600	83	38	£55.00	€ 62.15
VNKB010015B	4.2 CC	30 PCD Flange	30 PCD Flange	25	28	2000	3500	600	85	39	£55.00	€ 62.15
VNKB010016B	4.8 CC	30 PCD Flange	30 PCD Flange	25	28	2000	3500	600	85	40	£55.00	€ 62.15
VNKB010017B	5.8 CC	30 PCD Flange	30 PCD Flange	23	25	2000	3500	600	87	41	£55.00	€ 62.15
VNKB010018.1B	7.8 CC	30 PCD Flange	30 PCD Flange	23	25	2000	3500	600	89	43	£55.00	€ 62.15
VNKB010018B	8.0 CC	30 PCD Flange	30 PCD Flange	21	23	2000	3500	600	93	47	£55.00	€ 62.15



GALTECH GEAR PUMPS



Galtech gear pumps are manufactured in 29 displacements ranging from 09cc to 62cc and working pressures up to 320 bar.

Huge range of Group 1, Group 2 and Group 3 pumps are available in stock with 1:8 taper shafts, 4 bolt European flange and bsp ports as standard.

A huge range of pumps with various shafts, flanges and assembly covers fitted with flow control and pressure relief valves are available upon request

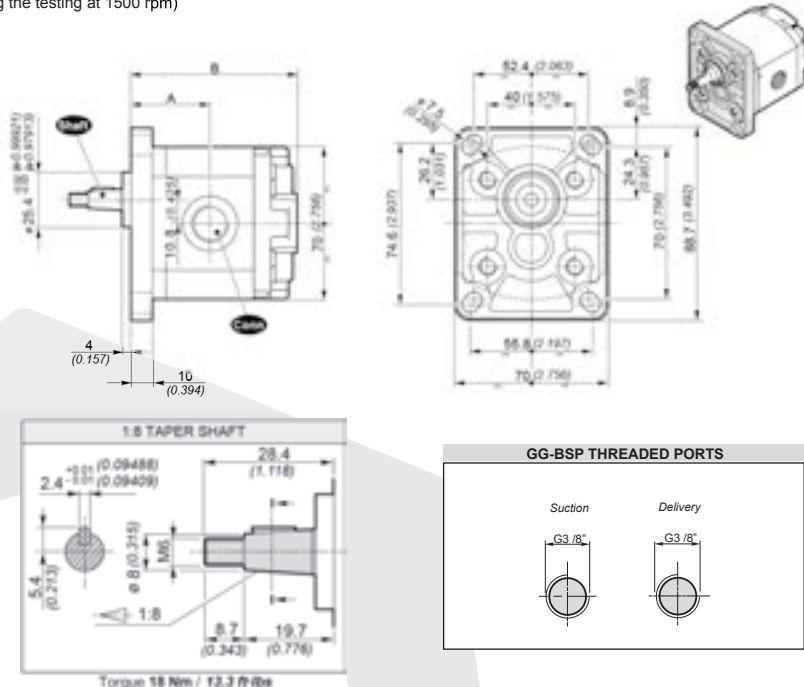
www.flowfitonline.com
TECH. DATA SHEET
GP01

GALTECH PUMPS GROUP 1

PART NUMBER	DISPLACEMENT [cm ³ /rev] [in ³ /rev]	MAX. WORKING PRESSURE			MAX. SPEED [g/min] [rpm]	MAX. FLOW [lt/min] [Gal/min]	MIN. SPEED [g/min] [rpm]	MIN. FLOW [lt/min] [Gal/min]	DIMENSIONS		MASS [Kg] [lbs]	NETT. PRICE
		P1	P2	P3					A	B		
		[bar] [PSI]	[bar] [PSI]	[bar] [PSI]					[mm] [inch]	[mm] [inch]		
1SPA0.9D10GG	0.89 (0.05)	240 (3480)	260 (3770)	290 (4205)	6000	5.3 (1.40)	600	0.49 (0.13)	34.80 (1.370)	73.6 (2.898)	0.91 (2.01)	£87.75 € 99.15
1SPA1.2D10GG	1.18 (0.07)	240 (3480)	260 (3770)	290 (4205)	6000	7.1 (1.88)	600	0.65 (0.17)	35.35 (1.392)	74.7 (2.941)	0.93 (2.05)	£87.75 € 99.15
1SPA1.6D10GG	1.6 (0.10)	240 (3480)	260 (3770)	290 (4205)	6000	9.6 (2.54)	400	0.61 (0.16)	36.20 (1.425)	76.4 (3.008)	0.95 (2.09)	£87.75 € 99.15
1SPA2.0D10GG	2.0 (0.12)	220 (3190)	250 (3625)	270 (3915)	5500	11 (2.91)	400	0.76 (0.20)	36.95 (1.455)	77.9 (3.067)	0.97 (2.14)	£87.75 € 99.15
1SPA2.5D10GG	2.5 (0.15)	220 (3190)	250 (3625)	270 (3915)	5000	12.5 (3.30)	400	0.95 (0.25)	37.95 (1.494)	79.9 (3.146)	1.00 (2.21)	£87.75 € 99.15
1SPA3.2D10GG	3.2 (0.20)	210 (3045)	240 (3480)	260 (3770)	4500	14.4 (3.80)	400	1.21 (0.32)	39.30 (1.547)	82.6 (3.252)	1.04 (2.29)	£87.75 € 99.15
1SPA3.7D10GG	3.7 (0.23)	210 (3045)	240 (3480)	260 (3770)	4000	14.8 (3.91)	400	1.40 (0.37)	40.30 (1.587)	84.6 (3.331)	1.07 (2.36)	£87.75 € 99.15
1SPA4.2D10GG	4.2 (0.26)	190 (2755)	210 (3045)	230 (3335)	3500	14.7 (3.88)	400	1.60 (0.42)	41.25 (1.624)	86.5 (3.406)	1.10 (2.43)	£87.75 € 99.15
1SPA5.0D10GG	5.0 (0.31)	180 (2610)	210 (3045)	230 (3335)	3000	15 (3.96)	400	1.90 (0.50)	42.80 (1.685)	89.6 (3.528)	1.14 (2.51)	£87.75 € 99.15
1SPA6.3D10GG	6.3 (0.38)	170 (2465)	190 (2755)	210 (3045)	2700	17 (4.49)	400	2.39 (0.63)	45.35 (1.785)	94.7 (3.728)	1.22 (2.69)	£87.75 € 99.15
1SPA7.8D10GG	7.76 (0.47)	170 (2465)	190 (2755)	210 (3045)	2500	19.4 (5.13)	400	2.95 (0.78)	48.20 (1.898)	100.4 (3.953)	1.30 (2.87)	£87.75 € 99.15
1SPA9.8D10GG	9.78 (0.60)	150 (2175)	170 (2465)	190 (2755)	2000	19.6 (5.18)	400	3.71 (0.98)	52.15 (2.053)	108.3 (4.264)	1.41 (3.11)	£87.75 € 99.15

* Value collected during the testing at 1500 rpm

Dimensions mm (inch)



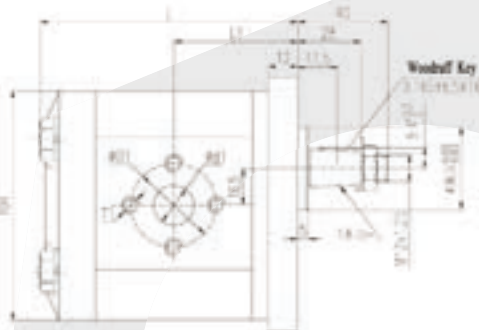
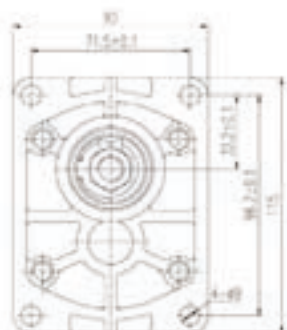
FLOWFIT PUMPS GROUP 2

www.flowfitonline.com
TECH. DATA SHEET
FP02



PART NUMBER	DISPLACEMENT [cm ³ /rev]	INLET PORT	OUTLET PORT	PRESSURE MPA		SPEED			L (MM)	L1 (MM)	NETT. PRICE	
				RATED	PEAK	RATED	MAX	MIN			£ STERLING	€ EUROS
VNKB0202001B	4 CC	1/2" BSP	3/8" BSP	25	28	2000	3500	500	95.5	43.3	£62.00	€ 70.06
VNKB0202002B	6 CC	1/2" BSP	3/8" BSP	25	28	2000	3500	500	99	45	£62.00	€ 70.06
VNKB0202003B	8 CC	1/2" BSP	3/8" BSP	25	28	2000	3500	500	102	46.5	£62.00	€ 70.06
VNKB0202003NB	10 CC	1/2" BSP	3/8" BSP	25	28	2000	3500	500	105	48	£62.00	€ 70.06
VNKB0202004B	12 CC	1/2" BSP	3/8" BSP	25	28	2000	3500	500	108	49.5	£62.00	€ 70.06
VNKB0202005.1B	14 CC	1/2" BSP	3/8" BSP	25	28	2000	3500	500	111	51	£62.00	€ 70.06
VNKB0202005B	16 CC	1/2" BSP	3/8" BSP	25	28	2000	3500	500	114	52.5	£62.00	€ 70.06
VNKB0202006.1B	18 CC	3/4" BSP	1/2" BSP	25	28	2000	3500	500	117.5	54.3	£62.00	€ 70.06
VNKB0202006B	20 CC	3/4" BSP	1/2" BSP	20	25	2000	3500	500	121	56	£62.00	€ 70.06
VNKB0202007B	23 CC	1" BSP	3/4" BSP	20	25	2000	3500	500	125.5	58.3	£62.00	€ 70.06
VNKB0202008B	25 CC	1" BSP	3/4" BSP	16	20	2000	3500	500	128	59.5	£62.00	€ 70.06
VNKB0202010B	30 CC	1" BSP	3/4" BSP	16	20	2000	3500	500	136	63.5	£62.00	€ 70.06

PART NUMBER	DISPLACEMENT [cm ³ /rev]	INLET PORT	OUTLET PORT	PRESSURE MPA		SPEED			L (MM)	L1 (MM)	NETT. PRICE	
				RATED	PEAK	RATED	MAX	MIN			£ STERLING	€ EUROS
VNKB02001B	4 CC	30 PCD Flange	30 PCD Flange	25	28	2000	3500	500	95.5	43.3	£62.00	€ 70.06
VNKB02002B	6 CC	30 PCD Flange	30 PCD Flange	25	28	2000	3500	500	99	45	£62.00	€ 70.06
VNKB02003.1B	8 CC	40 PCD Flange	30 PCD Flange	25	28	2000	3500	500	102	46.5	£62.00	€ 70.06
VNKB02003B	10 CC	40 PCD Flange	30 PCD Flange	25	28	2000	3500	500	105	48	£62.00	€ 70.06
VNKB02004B	12 CC	40 PCD Flange	30 PCD Flange	25	28	2000	3500	500	108	49.5	£62.00	€ 70.06
VNKB02004NB	14 CC	40 PCD Flange	30 PCD Flange	25	28	2000	3500	500	111	51	£62.00	€ 70.06
VNKB02005.1B	16 CC	40 PCD Flange	30 PCD Flange	25	28	2000	3500	500	114	52.5	£62.00	€ 70.06
VNKB02005B	18 CC	40 PCD Flange	30 PCD Flange	25	28	2000	3500	500	117.5	54.3	£62.00	€ 70.06
VNKB02006B	20 CC	40 PCD Flange	30 PCD Flange	20	25	2000	3500	500	121	56	£62.00	€ 70.06
VNKB02007B	23 CC	40 PCD Flange	30 PCD Flange	20	25	2000	3500	500	125.5	58.3	£62.00	€ 70.06
VNKB02008B	25 CC	40 PCD Flange	40 PCD Flange	16	20	2000	3500	500	128	59.5	£62.00	€ 70.06
VNKB02009B	30 CC	40 PCD Flange	40 PCD Flange	16	20	2000	3500	500	136	63.5	£62.00	€ 70.06



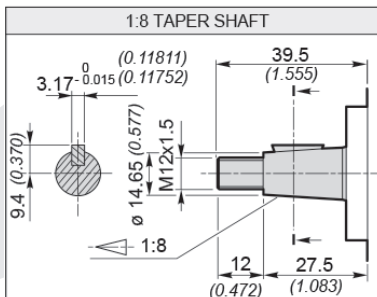
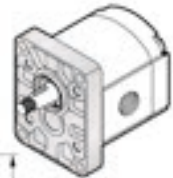
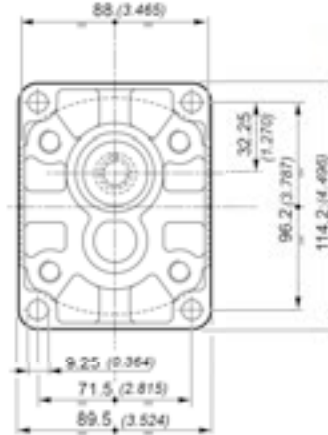
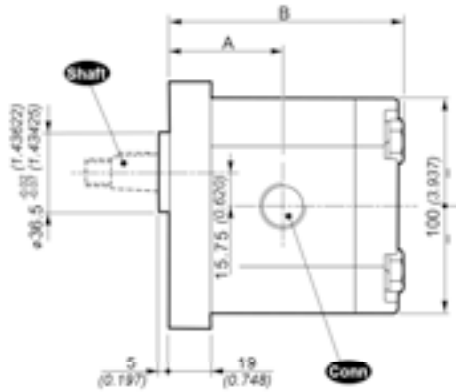
GALTECH PUMPS GROUP 2

www.flowfitonline.com
TECH. DATA SHEET
GP02

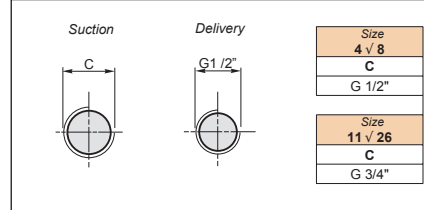
PART NUMBER	DISPLACEMENT [cm ³ /rev] (in ³ /rev)	MAX. WORKING PRESSURE			MAX. SPEED [g/min] (rpm)	MAX. FLOW [l/min] (Gal/min)	MIN. SPEED [g/min] (rpm)	MIN. FLOW [l/min] (Gal/min)	DIMENSIONS		MASS [Kg] (lbs)	NETT. PRICE	
		P1 [bar] (PSI)	P2 [bar] (PSI)	P3 [bar] (PSI)					A [mm] (inch)	B [mm] (inch)		£ STERLING	€ EUROS
2SPA4D10G	4 (0.24)	250 (3625)	270 (3915)	290 (4205)	4000	16 (4.23)	500	1.9 (0.50)	44.4 (1.748)	93 (3.661)	2.30 (5.07)	£102.17	€ 115.46
2SPA6D10G	6 (0.37)	250 (3625)	270 (3915)	290 (4205)	4000	24 (6.34)	500	2.85 (0.75)	46 (1.811)	96.3 (3.791)	2.45 (5.40)	£102.17	€ 115.46
2SPA8D10G	8.5 (0.52)	250 (3625)	270 (3915)	290 (4205)	3500	29.7 (7.85)	500	4.03 (1.06)	48.1 (1.894)	100.5 (3.957)	2.60 (5.73)	£102.17	€ 115.46
2SPA11D10G	11 (0.67)	250 (3625)	270 (3915)	290 (4205)	3500	38.5 (10.17)	500	5.22 (1.38)	50.2 (1.976)	104.6 (4.118)	2.70 (5.95)	£102.17	€ 115.46
2SPA14D10G	14 (0.85)	250 (3625)	270 (3915)	290 (4205)	3500	49 (12.95)	500	6.65 (1.76)	52.7 (2.075)	109.6 (4.315)	2.80 (6.17)	£102.17	€ 115.46
2SPA16D10G	16.5 (1.01)	230 (3335)	240 (3480)	250 (3625)	3500	57.7 (15.24)	500	7.83 (2.07)	54.8 (2.157)	113.8 (4.480)	2.95 (6.51)	£102.17	€ 115.46
2SPA19D10G	19.5 (1.19)	210 (3045)	220 (3190)	230 (3335)	3300	64.3 (16.99)	500	9.26 (2.45)	57.3 (2.256)	118.8 (4.677)	3.10 (6.84)	£102.17	€ 115.46
2SPA22D10G	22.5 (1.37)	190 (2755)	200 (2900)	210 (3045)	2800	63 (16.64)	500	10.68 (2.82)	59.8 (2.354)	123.8 (4.874)	3.25 (7.17)	£102.17	€ 115.46
2SPA26D10G	26 (1.59)	170 (2465)	180 (2610)	190 (2755)	2500	65 (17.17)	500	12.35 (3.26)	62.7 (2.469)	129.6 (5.102)	3.40 (7.50)	£102.17	€ 115.46

* Value collected during the testing at 1500 rpm

Dimensions mm (inch)



PORT CONNECTIONS



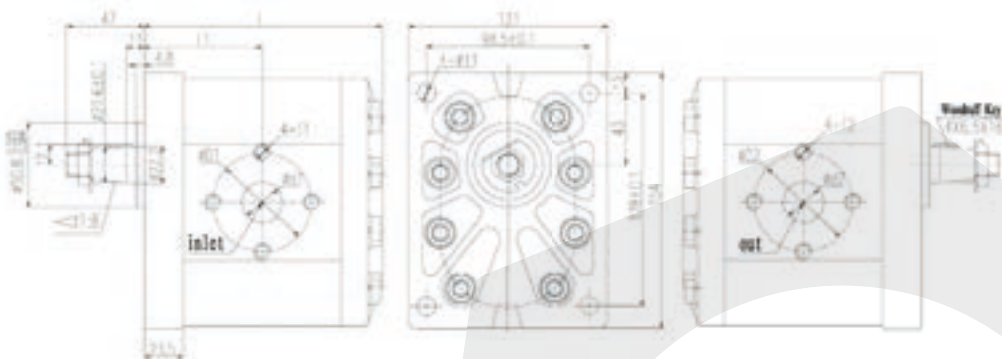
FLOWFIT PUMPS GROUP 3

www.flowfitonline.com
TECH. DATA SHEET
FP03



PART NUMBER	DISPLACEMENT [cm ³ /rev]	INLET PORT	OUTLET PORT	PRESSURE MPA		SPEED			L (MM)	L1 (MM)	NETT. PRICE	
				RATED	PEAK	RATED	MAX	MIN			£ STERLING	€ EUROS
VNKB0301006.1B	26 CC	1" BSP	3/4" BSP	25	30	2000	3000	400	131.5	67	£125.00	€ 141.25
VNKB0302001.1B	34 CC	1" BSP	3/4" BSP	25	30	2000	3000	400	137	69.8	£125.00	€ 141.25
VNKB0302002.1B	39 CC	1" BSP	3/4" BSP	25	30	2000	3000	400	141	71.8	£125.00	€ 141.25
VNKB0302003.1B	43 CC	1" BSP	3/4" BSP	25	30	2000	3000	400	143.5	73	£125.00	€ 141.25
VNKB0302004.1B	51 CC	1" BSP	3/4" BSP	25	30	2000	3000	400	149.5	76	£125.00	€ 141.25
VNKB0302005.1B	60 CC	1" BSP	3/4" BSP	20	23	2000	3000	400	156	79.3	£125.00	€ 141.25
VNKB0302005.3B	78 CC	1" BSP	3/4" BSP	20	23	2000	3000	400	169.2	82.8	£125.00	€ 141.25
VNKB0302005.4B	89 CC	1" BSP	3/4" BSP	18	20	2000	3000	400	174.2	88.2	£125.00	€ 141.25

PART NUMBER	DISPLACEMENT [cm ³ /rev]	INLET PORT	OUTLET PORT	PRESSURE MPA		SPEED			L (MM)	L1 (MM)	NETT. PRICE	
				RATED	PEAK	RATED	MAX	MIN			£ STERLING	€ EUROS
VNKB0301000.1B	25 CC	51 PCD Flange	40 PCD Flange	25	30	2000	3000	400	128.5	65.5	£125.00	€ 70.06
VNKB0301001.1B	33 CC	51 PCD Flange	40 PCD Flange	25	30	2000	3000	400	137	69.8	£125.00	€ 70.06
VNKB0301002.1B	39 CC	51 PCD Flange	40 PCD Flange	25	30	2000	3000	400	141	71.8	£125.00	€ 70.06
VNKB0301003.1B	46 CC	51 PCD Flange	40 PCD Flange	25	30	2000	2800	400	143.5	73	£125.00	€ 70.06
VNKB0301004.1B	50 CC	51 PCD Flange	40 PCD Flange	25	30	2000	2800	400	149.5	76	£125.00	€ 70.06
VNKB0301005B	55 CC	51 PCD Flange	40 PCD Flange	20	22	1500	2800	400	156	79.3	£125.00	€ 70.06
VNKB0301005.1B	63 CC	62 PCD Flange	51 PCD Flange	20	25	1500	2800	400	156	79.3	£125.00	€ 70.06
VNKB0301005.2B	70 CC	62 PCD Flange	51 PCD Flange	20	23	1500	2500	400	163	82.8	£125.00	€ 70.06
VNKB0301005.3B	80 CC	62 PCD Flange	51 PCD Flange	20	23	1500	2300	400	169.2	85.2	£125.00	€ 70.06
VNKB0301005.4B	90 CC	62 PCD Flange	51 PCD Flange	18	20	1500	2000	400	174.2	88.2	£125.00	€ 70.06




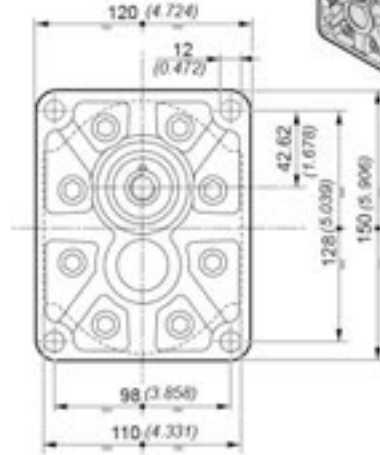
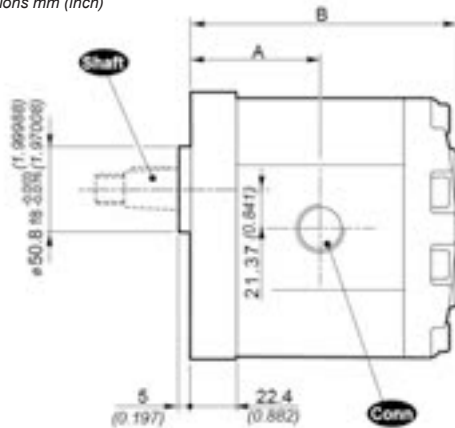
GALTECH PUMPS GROUP 3

www.flowfitonline.com
TECH. DATA SHEET
GP03

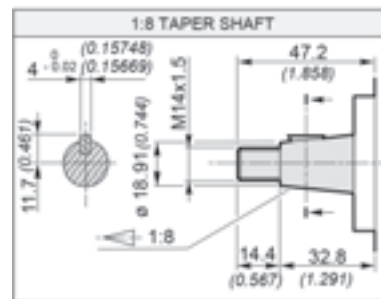
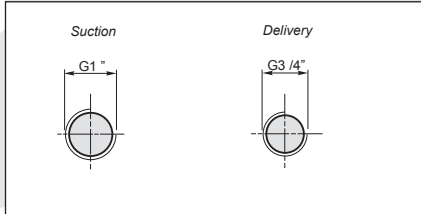
PART NUMBER	DISPLACEMENT [cm ³ /rev] (in ³ /rev)	MAX. WORKING PRESSURE			MAX. SPEED [g/min] (rpm)	MAX. FLOW [l/min] (Gal/min)	MIN. SPEED [g/min] (rpm)	MIN. FLOW [l/min] (Gal/min)	DIMENSIONS		MASS [Kg] (lbs)	NETT. PRICE	
		P1 [bar] (PSI)	P2 [bar] (PSI)	P3 [bar] (PSI)					A [mm] (inch)	B [mm] (inch)		£ STERLING	€ EUROS
3SPA19D10G	19 (1.16)	250 (3625)	270 (3915)	300 (4350)	3500	66.5 (17.57)	700	12.64 (3.34)	62.4 (2.457)	128.3 (5.051)	5.23 (11.53)	£177.90	€ 201.03
3SPA22D10G	22.3 (1.36)	240 (3480)	260 (3770)	290 (4205)	3500	78 (20.61)	700	14.83 (3.92)	63.9 (2.516)	131.3 (5.169)	5.36 (11.82)	£177.90	€ 201.03
3SPA29D10G	29.3 (1.79)	220 (3190)	240 (3480)	260 (3770)	3300	96.7 (25.55)	700	19.48 (5.15)	66.9 (2.634)	137.3 (5.406)	5.64 (12.44)	£177.90	€ 201.03
3SPA33D10G	32.9 (2.01)	220 (3190)	230 (3335)	260 (3770)	3300	108.6 (28.69)	700	21.88 (5.78)	68.4 (2.693)	140.3 (5.524)	5.78 (12.75)	£177.90	€ 201.03
3SPA36D10G	36.4 (2.22)	210 (3045)	230 (3335)	250 (3625)	3300	120.1 (31.73)	700	24.21 (6.4)	69.9 (2.752)	143.3 (5.642)	5.91 (13.03)	£177.90	€ 201.03
3SPA44D10G	43.5 (2.65)	200 (2900)	220 (3190)	240 (3480)	3000	130.5 (34.48)	700	28.93 (7.64)	72.9 (2.87)	149.3 (5.878)	6.19 (13.65)	£177.90	€ 201.03
3SPA52D10G	51.7 (3.15)	200 (2900)	210 (3045)	240 (3480)	3000	155.1 (40.98)	700	34.38 (9.08)	76.4 (3.008)	156.3 (6.154)	6.5 (14.33)	£177.90	€ 201.03
3SPA62D10G	61.1 (3.73)	180 (2610)	190 (2755)	200 (2900)	2500	152.7 (40.34)	700	40.63 (10.73)	80.4 (3.165)	164.3 (6.469)	6.87 (15.15)	£177.90	€ 201.03

* Value collected during the testing at 1500 rpm

Dimensions mm (inch)



PORT CONNECTIONS



Torque 240 Nm / 177 ft-lbs

MULTIPLE TANDEM/TRIPLE HYDRAULIC PUMP KITS

www.flowfitonline.com
TECH. DATA SHEET
GP04



Tandem pump kits are a great way of assembling multiple standard pumps together.
All the standard gear pumps are already designed to engage another pump on the rear.
All standard pumps require 1 kit for a tandem pump assembly, 2 kits for a triple pump assembly and 3 kits for a quadruple pump assembly.



PART NUMBER	DESCRIPTION	NETT. PRICE	
		£ STERLING	€ EUROS
01091100000000	Hydraulic Tandem Pump Kit Group 1 to Group 1	£42.07	€ 47.54
01092110000000	Hydraulic Tandem Pump Kit Group 2 to Group 1	£45.68	€ 51.61
01092200000000	Hydraulic Tandem Pump Kit Group 2 to Group 2	£45.68	€ 51.61
01093110000000	Hydraulic Tandem Pump Kit Group 3 to Group 1	£67.31	€ 76.06
01093200000000	Hydraulic Tandem Pump Kit Group 3 to Group 2	£72.12	€ 81.50
01093300000000	Hydraulic Tandem Pump Kit Group 3 to Group 3	£86.55	€ 97.80

PUMPS AND MOTORS ELBOW CONNECTORS

PUMP FLANGE 90° ELBOW PORT

www.flowfitonline.com
TECH. DATA SHEET
GP05



PART NUMBER	FIXING SIZE	PORT SIZE	TYPE	NETT. PRICE	
				£ STERLING	€ EUROS
TO-030000	26mm PCD	3/8" BSP	RG	£4.25	€ 4.80
TO-030001	30mm PCD	3/8" BSP	RG	£4.25	€ 4.80
TO-030002	30mm PCD	1/2" BSP	RG	£4.25	€ 4.80
TO-030003	40mm PCD	1/2" BSP	RG	£7.75	€ 8.76
TO-030004	40mm PCD	3/4" BSP	RG	£7.75	€ 8.76
TO-030009	51mm PCD	3/4" BSP	RG	£11.50	€ 13.00
TO-030005	51mm PCD	1" BSP	RG	£11.50	€ 13.00
TO-030006	56mm PCD	1" BSP	RG	£12.00	€ 13.56
TO-030007	62mm PCD	1.1/4" BSP	RG	£20.00	€ 22.60
TO-030008	72mm PCD	1.1/2" BSP	RG	£23.00	€ 25.99
TO-030010	92mm PCD	2.1/2" BSP	RG	£60.00	€ 67.80

EXCLUSIVE TRADE DEALS NOW AVAILABLE!

FLOWFIT®

FlowFit are a market leader when it comes to hydraulic component distribution and supply. With our continued innovative development and keeping the customer 'key', we are pleased to announce our **Exclusive Trade Deal Packages**.

EXCLUSIVE DISTRIBUTOR PURCHASING AGREEMENTS

CREDIT APPLICATION ▶

▶ **Credit Terms Available**

▶ **Full Technical Product Support**

▶ **Exclusive Stock Agreement**

▶ **Next Day Delivery**

▶ **Over 20,000 items held in stock**



Discount valid for website, telephone and in-store orders

Place your order today!

Telephone: +44 (0)1584 876 033

Fax: +44 (0)1584 876 044

Email: sales@flowfitonline.com

www.flowfitonline.com



FLOW DIVIDERS

PRODUCT

FLOW DIVIDERS

PAGE

248



**FROM ONLY
£234.40
+VAT**



QUALITY PRODUCTS



FREE ADVICE

If the part number needed is not listed please ask the Flowfit Sales Team

FLOW DIVIDERS

www.flowfitonline.com
TECH. DATA SHEET
FD01



Galtech introduces new line of flow dividers DF, in response to market demands that every day challenges us to broaden the range of products.

The DF range is available with aluminum body and flange, displacements from 0.9 to 26 cm³ and on-demand with relief valves for the equalization of hydraulic cylinders

External flow gear dividers are non-dissipative hydraulic components consisting of multiple interconnected sections, which divide the inflow into equal or mutually proportional parts, allowing for synchronised movement of multiple actuators independently of the load. Flow dividers can also be used as pressure intensifiers to increase the working pressure of a plant.

PART NO	DIMENSION		DISPLACEMENT		MAX WORK PRESSURE		PEAK PRESSURE		MAX DP PRESSURE BETWEEN DIFFERENT SECTIONS		SPEED [REV/MIN]		NETT. PRICE PER SECTION	
	IN	OUT	CC/REV	IN ³	BAR	PSI	BAR	PSI	BAR	PSI	MIN	MAX	£ STERLING	€ EUROS
DF1														
DF1-1.2	G 3/8"	G 3/8"	1.18	(0.07)	240	(3480)	260	(3770)	180	(2611)	700	(4800)	£98.57	€ 111.38
DF1-1.6	G 3/8"	G 3/8"	1.6	(0.1)	240	(3480)	260	(3770)	180	(2611)	700	(4800)	£98.57	€ 111.38
DF1-2.5	G 3/8"	G 3/8"	2.5	(0.15)	220	(3190)	250	(3625)	180	(2611)	700	(4800)	£98.57	€ 111.38
DF1-3.7	G 3/8"	G 3/8"	3.7	(0.23)	210	(3045)	240	(3480)	180	(2611)	700	(3600)	£98.57	€ 111.38
DF1-5.0	G 3/8"	G 3/8"	5.0	(0.31)	180	(2610)	210	(3045)	160	(2321)	700	(3600)	£105.78	€ 119.53
DF1-7.8	G 3/8"	G 3/8"	7.76	(0.47)	170	(2465)	190	(2755)	130	(1885)	700	(3600)	£105.78	€ 119.53
DF1INRV	Group 1 with Relief Valve on Inlet only 0.9 cc/rev to 7.8 cc/rev. (Pump not included)											£37.26	€ 42.10	
DF1RVAN	Group 1 with Relief and Anticavitation Valves on each Stage/Section (Pump not included)											£37.26	€ 42.10	
DF2														
DF2-8	G 3/4"	G 1/2"	8.5	(0.52)	250	(3625)	270	(3915)	210	(3046)	700	(4000)	£129.82	€ 146.69
DF2-11	G 3/4"	G 3/4"	11	(0.67)	250	(3625)	270	(3915)	210	(3046)	700	(3000)	£129.82	€ 146.69
DF2-14	G 3/4"	G 3/4"	14	(0.85)	250	(3625)	270	(3915)	210	(3046)	700	(3000)	£129.82	€ 146.69
DF2-16	G 3/4"	G 3/4"	16.5	(1.01)	230	(3335)	240	(3480)	200	(2901)	700	(3000)	£129.82	€ 146.69
DF2-22	G 3/4"	G 3/4"	22.5	(1.37)	190	(2755)	200	(2900)	170	(2466)	700	(3000)	£140.64	€ 158.92
DF2-26	G 3/4"	G 3/4"	26	(1.59)	170	(2465)	180	(2610)	150	(2176)	700	(3000)	£140.64	€ 158.92
DF2RVAN	Group 2 with Relief and Anticavitation Valves on each Stage/Section. (Pump not included)											£63.71	€ 71.99	

KOMPASS PUMPS

PRODUCT	PAGE
70 BAR VARIABLE DISPLACEMENT SINGLE VANE PUMP	250
140 BAR VARIABLE DISPLACEMENT SINGLE VANE PUMP	250
210 - 250 BAR VARIABLE DISPLACEMENT PISTON PUMPS 250 BAR	251
210 - 286 BAR VARIABLE DISPLACEMENT PISTON PUMPS 286 BAR	251
350 BAR VARIABLE DISPLACEMENT PISTON PUMPS 350 BAR	251



QUALITY PRODUCTS



FREE ADVICE



70 BAR VARIABLE DISPLACEMENT SINGLE VANE PUMP

www.flowfitonline.com
TECH. DATA SHEET
KP01



KOMPASS

Tandem on request.

Pump supplied with parallel shaft, 4 bolt flange and BSP ports.

CODE	FLOW @ 1500 RPM	NETT. PRICE	
		£ STERLING	€ EUROS
VA1-08F-★	6.7 litre	£277.96	€ 314.10
VA1-12F-★	10 litre	£277.96	€ 314.10
VA1-15F-★	12.5 litre	£277.96	€ 314.10
VB1-20F-★	16.7 litre	£331.20	€ 374.25
VB1-24F-★	20 litre	£331.20	€ 374.25
VC1-26F-★	21.7 litre	£390.33	€ 441.08
VD1-25F-★	21 litre	£390.33	€ 441.08
VD1-30F-★	25 litre	£390.33	€ 441.08
VE1-35F-★	29.2 litre	£390.33	€ 441.08
VE1-40F-★	33.3 litre	£390.33	€ 441.08
VE1-45F-★	37.5 litre	£390.33	€ 441.08

Pressure Ranges A1 = 8 - 20 Bar, A2 = 15 - 35 Bar, A3 = 30 - 70 Bar ★ Please specify

140 BAR VARIABLE DISPLACEMENT SINGLE VANE PUMP

www.flowfitonline.com
TECH. DATA SHEET
KP01



KOMPASS

Tandem on request.

Pump supplied with 19.05mm parallel shaft, 4 bolt flange and BSP ports.

CODE	FLOW @ 1500 RPM	NETT. PRICE	
		£ STERLING	€ EUROS
VD2-30F-★	25 litre	£624.54	€ 705.73
VE2-40F-★	33.3 litre	£649.39	€ 733.81
VF2-54F-★	45 litre	£1,437.43	€ 1,624.30
VK2-70F-★	58 litre	£1,437.43	€ 1,624.30

Pressure Ranges A3 = 50 - 150 Bar, A4 = 70 - 140 Bar ★ Please specify



210 - 250 BAR VARIABLE DISPLACEMENT PISTON PUMPS 250 BAR

www.flowfitonline.com
TECH. DATA SHEET
KP01



KOMPASS

Controlled Pressure Compensating Type with Unloading Device, Duel Pressure, Duel & Remote Pressure, Two Flow & Two. Pressure p.c. by Solenoid Operated Valve, Two Flow & Two Pressure p.c. by Solenoid Operated Remote Valve, Power Matching, Load Sensing, Load Sensing & Proportional Electrohydraulic Pilot Relief Valve, Proportional Electro-hydraulic. Load sensing & Load-sensing & Proportional Flow Control.

Pumps supplied with parallel shaft, SAE 'A', 'B' & 'C' MTG flange and flanged ports. Side or axial ports available.

Splined shaft optional.

CODE	FLOW @ 1500 RPM	MAX. PRESSURE BAR	NETT. PRICE	
			£ STERLING	€ EUROS
V15-A★	22.5 litre	250	£798.83	€ 902.67
V18-A★	26.7 litre	140	£781.99	€ 883.65
V23-A★	34.5 litre	250	£844.54	€ 954.34
V38-A★	56.7 litre	250	£1,341.33	€ 1,515.71
V50-A★	77.25 litre	210	£2,434.28	€ 2,750.74
V70-A★	104.55 litre	210	£2,592.89	€ 2,929.96

Pressure Ranges 1 = 8 - 70 Bar, 2 = 15 - 140 Bar, 3 = 20 - 210 Bar, 4 = 20 - 250 Bar • ★ = Please specify
Prices are for Manual Compensators, please contact sales for other variations

210 - 286 BAR VARIABLE DISPLACEMENT PISTON PUMPS 286 BAR

www.flowfitonline.com
TECH. DATA SHEET
KP01



KOMPASS

Compensators available are Remote, Two Pressure Two Flow, Solenoid Cut-Off, Two Pressure Cut- Off & Load Sensing. SAE 'A', 'B' & 'C' MTG flange. Side or axial ports available.

A4 pressure range only available on PV570 and PVS100 Series Piston Pumps

CODE	FLOW @ 1500 RPM	MAX PRESS.BAR	NETT. PRICE	
			£ STERLING	€ EUROS
P08-A★	12 litre	255	£586.68	€ 662.95
P16-A★	24.7 litre	255	£619.79	€ 700.37
P22-A★	33 litre	255	£668.30	€ 755.18
P36-A★	54 litre	255	£1,038.52	€ 1,173.53
P46-A★	69 litre	255	£1,253.79	€ 1,416.78
P70-A★	105 litre	286	£2,549.00	€ 2,880.37

Pressure Ranges 0 = 10 - 40 Bar, 1 = 20 - 70 Bar, 2 = 30 - 140 Bar, 3 = 40 - 210 Bar, 4 = 30 - 280 Bar • ★ = Please specify
Prices are for Manual Compensators, please contact sales for other variations

350 BAR VARIABLE DISPLACEMENT PISTON PUMPS 350 BAR

www.flowfitonline.com
TECH. DATA SHEET
KP01



KOMPASS

Compensators available are Manual, Load Sensing, 2 Valve Load Sensing with Interface NG6, Remote Pressure with Interface NG6, Remote Pressure, Horsepower Pilot Flow Internal Pressure Valve Included, Proportional Electro-Hydraulic Load Sensing and Load-Sensing with Interface NG6.

Pumps supplied with parallel shaft, 4 bolt flange and flanged ports. Splined shaft optional.

CODE	FLOW @ 1500 RPM	MAX. SPEED	MAX PRESS.BAR	NETT. PRICE	
				£ STERLING	€ EUROS
PV16-A★	24 litre	2750 RPM	350	£1,428.87	€ 1,614.62
PV20-A★	30 litre	2750 RPM	350	£1,558.99	€ 1,761.64
PV23-A★	34.5 litre	2750 RPM	350	£1,641.77	€ 1,855.20
PV63-A★	94.5 litre	2100 RPM	350	£3,328.95	€ 3,761.71
PV80-A★	120 litre	2000 RPM	350	£3,664.40	€ 4,140.77
PV92-A*	138 litre	1900 RPM	350	£3,865.47	€ 4,367.98

Pressure Ranges 2 = 10 - 140 Bar, 3 = 40 - 210 Bar, 4 = 70 - 350 Bar • ★ = Please specify
Prices are for Manual Compensators, please contact sales for other variations

HYDRAULIC TWO STAGE HI-LO GEAR PUMPS

PRODUCT

HYDRAULIC GEAR PUMP MODEL GP-CBN TECHNICAL DATA

PAGE

253



**FROM
ONLY
£93.92
+VAT**



QUALITY PRODUCTS



FREE ADVICE



HYDRAULIC GEAR PUMP MODEL GP-CBN TECHNICAL DATA

www.flowfitonline.com
TECH. DATA SHEET
TSHL01



These 2 stage pumps can give you much faster cycle times and higher possible pressures with a small engine. Excellent for use on log splitters. 85% efficient.

Model GP-CBN is a HI/LO Hydraulic Gear Pump with 12 displacement combinations with maximum pressures of 950 psi for the low pressure pump and 3000 psi for the high pressure pump.

The change from LO to HI pressure is automatic with the LO side pressure pre set from 400 psi to 900 psi. The HI/LO section of the pump is all aluminum and the endplates are cast steel.

Applications for the HI/LO pump are log splitters, presses etc. where rapid movement of the cylinder at low pressure is required prior to automatically switching to the high pressure mode to meet load requirements.

Recommended working conditions:

1. FILTRATION 25 micron or better
2. OIL VISCOSITY 6 to 200 cSt
3. INLET PRESSURE 12 to 32 psi abs.
4. OIL TEMPERATURE -25 to 80 degrees C (-12 to 175 degrees F).
5. AMBIENT -22 to 55 degrees C (-8 to 130 degrees F).

Flow rate in gpm
Displacement (cu.in/rev) X speed (rpm) / 231
Volumetric efficiency 93%
1 cu/in = 16.387 cc/rev
Clockwise Rotation

MODEL PREFIX GP	FLOW GPM AT 3600 RPM	DISPLACEMENT LO		DISPLACEMENT HIGH		PRESSURE PSI		SPEED RPM	NETT. PRICE	
		CU IN/REV	CC/REV	CU IN/REV	CC/REV	LO	HI		£ STERLING	€ EUROS
GPCBN080PC*	8	0.130	2.1	0.385	6.3	406/913	3000	3600	£93.92	€ 106.13
GPCBN110PC*	11	0.220	3.6	0.537	8.8	654	3000	3600	£93.92	€ 106.13
GPCBN160PC*	16	0.256	4.2	0.793	13	654	3000	3600	£93.92	€ 106.13
GPCBN220PC	22	0.429	7.04	0.989	16.22	400/900	3000	3600	£100.32	€ 113.36

HYDRAULIC GEAR PUMP MODEL GP-CBN ORDERING INFORMATION

GP
Gear Pump

CBN
HI/LO series

080
Nominal Flow GPM at 3600 rpm.

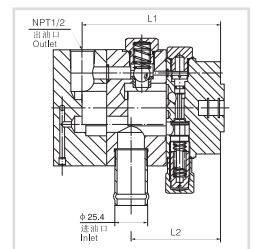
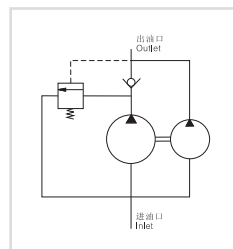
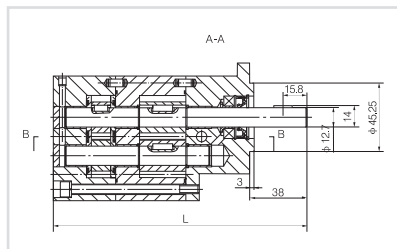
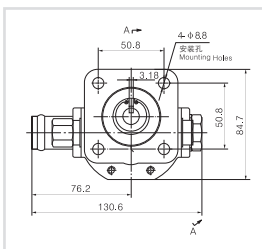
P
Drive Shaft P-1/2 in. Dia Straight

C
Rotation Direction


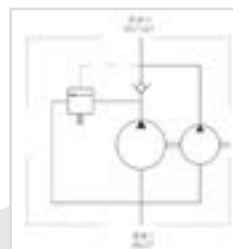
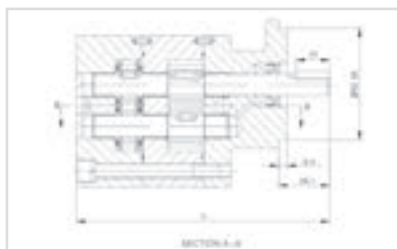
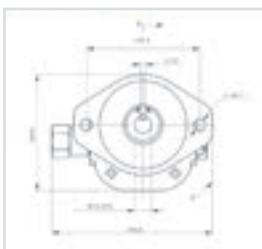
080/110/160/220

C- Clockwise
A-Counter Clockwise
(viewed from drive shaft end)

HYDRAULIC GEAR PUMP MODEL GP-CBN INSTALLATION DATA



Port Sizes Inlet - 1in. Pipe Outlet - 1/2 NPT



MODEL	DIMENSIONS		
	L INCHES (MM)	L1 INCHES (MM)	L2 INCHES (MM)
GPCBN080PC	6.09 (154.7)	3.71 (94.4)	2.42 (61.6)
GPCBN110PC	6.61 (167.9)	4.23 (107.6)	2.74 (69.6)

MODEL	DIMENSIONS		
	L INCHES (MM)	L1 INCHES (MM)	L2 INCHES (MM)
GPCBN160PC	7.27 (184.7)	4.80 (122.1)	3.31 (84.1)
GPCBN220PC	7.40 (188)	4.96 (126)	3.13 (79.6)

TWO STAGE HI-LO GEAR PUMP SETS

PRODUCT	PAGE
HYDRAULIC 8 GPM TWO STAGE HI-LO GEAR PUMP C/W BELL HOUSING ENGINE KIT GX120/GX160/GX200	255
HYDRAULIC 11 GPM TWO STAGE HI-LO GEAR PUMP C/W BELL HOUSING ENGINE KIT GX240/GX270	255
HYDRAULIC 11 GPM TWO STAGE HI-LO GEAR PUMP C/W BELL HOUSING ENGINE KIT GX270/GX390	256
HYDRAULIC 22 GPM TWO STAGE HI-LO PUMP C/W BELL HOUSING ENGINE KIT GX630	256



QUALITY PRODUCTS



FREE ADVICE



HYDRAULIC 8 GPM TWO STAGE HI-LOW GEAR PUMP C/W BELL HOUSING ENGINE KIT GX120/GX160/GX200

www.flowfitonline.com
TECH. DATA SHEET
TSHLPK1



Two Stage Hi-Lo Gear Pump Features:

This 2 stage Hi-Lo gear pump can give you much faster cycle times and higher maximum pressures with a small engine. Excellent for use on log splitters and hydraulic press applications and run at 85% efficiency.

Model GP-CBN is a HI/LO hydraulic gear pump with 12 different displacement combinations with maximum pressures of 900 psi for the low pressure pump and 3000 psi for the high pressure. The change from LO to HI pressure is automatic with the LO side pressure pre set from 400 psi to 900 psi.

The HI/LO section of the pump is all aluminium and the end plates are cast steel. Applications for the HI/LO pump are hydraulic log splitters and hydraulic presses etc where rapid movement of the cylinder at low pressure is required prior to automatically switching to the high pressure mode to meet load requirements.

Complete with Petrol Engine Bell Housing and Drive Coupling Kit

Flowfit offer a full range of bell housings and drive couplings to suit Honda and Loncin engines from stock, we offer a selection of bell housings & couplings to be fitted with all other brands of petrol engines please ask our Flowfit sales team for full information.

Brands covered include :- Honda, Loncin, Lister Petter, Launtop, Kohler, Villiers, Briggs and Stratton, Robin and many more.

Please note: These kits do not include any engines.

CODE	FLOW GPM AT 3600 RPM	DISPLACEMENT LO		DISPLACEMENT HIGH		ENGINE TO START Q-SHAFT	NETT. PRICE	
		CU IN/REV	CC/REV	CU IN/REV	CC/REV		£ STERLING	€ EUROS
ZZ007484	8	0.13	2.1	0.385	6.3	GX120, GX160, GX200	£180.37	€ 203.82

HYDRAULIC 11 GPM TWO STAGE HI-LOW GEAR PUMP C/W BELL HOUSING ENGINE KIT GX240/GX270

www.flowfitonline.com
TECH. DATA SHEET
TSHLPK2



Two Stage Hi-Lo Gear Pump Features:

This 2 stage Hi-Lo gear pump can give you much faster cycle times and higher maximum pressures with a small engine. Excellent for use on log splitters and hydraulic press applications and run at 85% efficiency.

Model GP-CBN is a HI/LO hydraulic gear pump with 12 different displacement combinations with maximum pressures of 900 psi for the low pressure pump and 3000 psi for the high pressure. The change from LO to HI pressure is automatic with the LO side pressure pre set from 400 psi to 900 psi.

The HI/LO section of the pump is all aluminium and the end plates are cast steel. Applications for the HI/LO pump are hydraulic log splitters and hydraulic presses etc where rapid movement of the cylinder at low pressure is required prior to automatically switching to the high pressure mode to meet load requirements.

Complete with Petrol Engine Bell Housing and Drive Coupling Kit

Flowfit offer a full range of bell housings and drive couplings to suit Honda and Loncin engines from stock, we offer a selection of bell housings & couplings to be fitted with all other brands of petrol engines please ask our Flowfit sales team for full information.

Brands covered include :- Honda, Loncin, Lister Petter, Launtop, Kohler, Villiers, Briggs and Stratton, Robin and many more.

Please note: These kits do not include any engines.

CODE	FLOW GPM AT 3600 RPM	DISPLACEMENT LO		DISPLACEMENT HIGH		ENGINE TO START Q-SHAFT	NETT. PRICE	
		CU IN/REV	CC/REV	CU IN/REV	CC/REV		£ STERLING	€ EUROS
ZZ007485	11	0.22	3.6	0.537	8.8	GX240, GX270	£180.37	€ 203.82

HYDRAULIC 11 GPM TWO STAGE HI-LOW GEAR PUMP C/W BELL HOUSING ENGINE KIT GX270/GX390

www.flowfitonline.com
TECH. DATA SHEET
TSHLPK3



Two Stage Hi-Lo Gear Pump Features:

This 2 stage Hi-Lo gear pump can give you much faster cycle times and higher maximum pressures with a small engine. Excellent for use on log splitters and hydraulic press applications and run at 85% efficiency.

Model GP-CBN is a HI/LO hydraulic gear pump with 12 different displacement combinations with maximum pressures of 900 psi for the low pressure pump and 3000 psi for the high pressure. The change from LO to HI pressure is automatic with the LO side pressure pre set from 400 psi to 900 psi.

The HI/LO section of the pump is all aluminium and the end plates are cast steel. Applications for the HI/LO pump are hydraulic log splitters and hydraulic presses etc where rapid movement of the cylinder at low pressure is required prior to automatically switching to the high pressure mode to meet load requirements.

Complete with Petrol Engine Bell Housing and Drive Coupling Kit

Flowfit offer a full range of bell housings and drive couplings to suit Honda and Loncin engines from stock, we offer a selection of bell housings & couplings to be fitted with all other brands of petrol engines please ask our Flowfit sales team for full information.

Brands covered include :- Honda, Loncin, Lister Petter, Launtop, Kohler, Villiers, Briggs and Stratton, Robin and many more.

Please note: These kits do not include any engines.

CODE	FLOW GPM AT 3600 RPM	DISPLACEMENT LO		DISPLACEMENT HIGH		ENGINE TO START Q-SHAFT	NETT. PRICE	
		CU IN/REV	CC/REV	CU IN/REV	CC/REV		£ STERLING	€ EUROS
ZZ007486	16	0.256	4.2	0.793	13	GX270, GX390	£180.37	€ 203.82

HYDRAULIC 22 GPM TWO STAGE HI-LOW PUMP C/W BELL HOUSING ENGINE KIT GX630

www.flowfitonline.com
TECH. DATA SHEET
TSHLPK4



Two Stage Hi-Lo Gear Pump Features:

This 2 stage Hi-Lo gear pump can give you much faster cycle times and higher maximum pressures with a small engine. Excellent for use on log splitters and hydraulic press applications and run at 85% efficiency.

Model GP-CBN is a HI/LO hydraulic gear pump with 12 different displacement combinations with maximum pressures of 900 psi for the low pressure pump and 3000 psi for the high pressure. The change from LO to HI pressure is automatic with the LO side pressure pre set from 400 psi to 900 psi.

The HI/LO section of the pump is all aluminium and the end plates are cast steel. Applications for the HI/LO pump are hydraulic log splitters and hydraulic presses etc where rapid movement of the cylinder at low pressure is required prior to automatically switching to the high pressure mode to meet load requirements.

Complete with Petrol Engine Bell Housing and Drive Coupling Kit

Flowfit offer a full range of bell housings and drive couplings to suit Honda and Loncin engines from stock, we offer a selection of bell housings & couplings to be fitted with all other brands of petrol engines please ask our Flowfit sales team for full information.

Brands covered include :- Honda, Loncin, Lister Petter, Launtop, Kohler, Villiers, Briggs and Stratton, Robin and many more.

Please note: These kits do not include any engines.

CODE	FLOW GPM AT 3600 RPM	DISPLACEMENT LO		DISPLACEMENT HIGH		ENGINE TO START Q-SHAFT	NETT. PRICE	
		CU IN/REV	CC/REV	CU IN/REV	CC/REV		£ STERLING	€ EUROS
ZZ007487	22	0.429	7.04	0.989	16.22	GX630	£197.64	€ 223.33

BELL HOUSINGS AND DRIVE COUPLINGS FOR ELECTRIC MOTORS, PETROL AND DIESEL ENGINES

PRODUCT	PAGE
FLOWFIT ELECTRIC MOTOR BELL HOUSINGS	258
FLOWFIT ELECTRIC MOTOR DRIVE COUPLINGS	259
FLOWFIT BELL HOUSING AND DRIVE COUPLING KITS	260



QUALITY PRODUCTS



FREE ADVICE



FLOWFIT ELECTRIC MOTOR BELL HOUSINGS

www.flowfitonline.com
TECH. DATA SHEET
BHDC01



Flowfit bell housings for use with Galtech and Bucher gear pump coupled to an electric motor. If unsure of suitability to your application please ask a member of our sales team.



NEW PT NO	GEAR PUMP GROUP	ELECTRIC MOTOR SIZE B5 4 POLE KW RATING	MOTOR FRAME SIZE	DRAWING KIT NUMBER SEE TECH DATA SHEET	NETT. PRICE	
					£ STERLING	€ EUROS
BH4057	GP1-1SPA-AP100	0.18KW	D63	1	£24.84	€ 28.06
BH4061	GP1-1SPA-AP100	0.25-0.37KW	D71	2	£24.84	€ 28.06
BH4116	GP1-1SPA-AP100	0.55-0.75KW	D80	3	£31.64	€ 35.75
BH4115	GP1-1SPA-AP100	1.1-1.5KW	D90	4	£31.64	€ 35.75
BH4174	GP1-1SPA-AP100	2.2-4KW	D100/D112	5	£43.21	€ 48.82
BH4104	GP2-2SPA-AP200	0.25KW	D71	6	£77.90	€ 88.03
BH4141	GP2-2SPA-AP200	0.55-0.75KW	D80	7	£33.68	€ 38.05
BH4141	GP2-2SPA-AP200	1.1-1.5KW	D90	8	£33.68	€ 38.05
BH4177	GP2-2SPA-AP200	2.2-4KW	D100/D112	9	£43.21	€ 48.82
BH4202	GP2-2SPA-AP200	5.5-7.5KW	D132	10	£69.74	€ 78.80
BH4212	GP2-2SPA-AP200	11-15KW	D160	11	£79.96	€ 90.35
BH4212	GP2-2SPA-AP200	18.5-22KW	D180	12	£82.00	€ 92.66
BH4239	GP2-2SPA-AP200	30KW	D200	13	£185.05	€ 209.11
BH4148	GP3-3SPA-AP300	1.1-1.5KW	D90	14	£111.59	€ 126.09
BH4184	GP3-3SPA-AP300	2.2-4KW	D100/D112	15	£45.24	€ 51.12
BH4205	GP3-3SPA-AP300	5.5-7.5KW	D132	16	£69.74	€ 78.80
BH4223	GP3-3SPA-AP300	11-15KW	D160	17	£107.16	€ 121.09
BH4223	GP3-3SPA-AP300	18.5-22KW	D180	18	£107.16	€ 121.09
BH4251	GP3-3SPA-AP300	30KW	D200	19	£185.05	€ 209.11
BH4267	GP3-3SPA-AP300	37-45kw	D225	20	£282.36	€ 319.07
BH4278	GP3-3SPA-AP300	55KW	D250	21	£421.83	€ 476.66

FLOWFIT ELECTRIC MOTOR DRIVE COUPLINGS

www.flowfitonline.com
TECH. DATA SHEET
BHDC01



Flowfit drive couplings for use with Galtech and Bucher gear pump coupled to an electric motor. If unsure of suitability to your application please ask a member of our sales team.



GEAR PUMP GROUP	ELECTRIC MOTOR SIZE B5 4 POLE KW RATING	MOTOR FRAME SIZE	MOTOR HALF ONLY	NETT. PRICE	
				£ STERLING	€ EUROS
GP1-1SPA-AP100	0.18KW	D63	MH6038	£20.80	€ 23.50
GP1-1SPA-AP100	0.25-0.37KW	D71	MH6017	£8.16	€ 9.22
GP1-1SPA-AP100	0.55-0.75KW	D80	MH6021	£8.16	€ 9.22
GP1-1SPA-AP100	1.1-1.5KW	D90	MH6024	£8.16	€ 9.22
GP1-1SPA-AP100	2.2-4KW	D100/D112	MH6313	£14.62	€ 16.52
GP2-2SPA-AP200	0.25KW	D71	MH6273	£12.93	€ 14.61
GP2-2SPA-AP200	0.55-0.75KW	D80	MH6277	£12.93	€ 14.61
GP2-2SPA-AP200	1.1-1.5KW	D90	MH6280	£12.93	€ 14.61
GP2-2SPA-AP200	2.2-4KW	D100/D112	MH6313	£14.71	€ 16.63
GP2-2SPA-AP200	5.5-7.5KW	D132	MH6540	£17.69	€ 19.99
GP2-2SPA-AP200	11-15KW	D160	MH6781	£28.58	€ 32.29
GP2-2SPA-AP200	18.5-22KW	D180	MH7141	£40.82	€ 46.13
GP2-2SPA-AP200	30KW	D200	MH7162	£64.29	€ 72.65
GP3-3SPA-AP300	1.1-1.5KW	D90	MH6312	£14.63	€ 16.53
GP3-3SPA-AP300	2.2-4KW	D100/D112	MH6301	£12.93	€ 14.61
GP3-3SPA-AP300	5.5-7.5KW	D132	MH6540	£17.73	€ 20.04
GP3-3SPA-AP300	11-15KW	D160	MH6781	£28.58	€ 32.29
GP3-3SPA-AP300	18.5-22KW	D180	MH7141	£40.82	€ 46.13
GP3-3SPA-AP300	30KW	D200	MH7162	£64.29	€ 72.65
GP3-3SPA-AP300	37-45KW	D225	MH7355	£102.07	€ 115.34
GP3-3SPA-AP300	55KW	D250	MH7444	£125.53	€ 141.84

PUMP HALF ONLY	PUMP KEYWAY WIDTH	NETT. PRICE		SPIDER ONLY	NETT. PRICE	
		£ STERLING	€ EUROS		£ STERLING	€ EUROS
PH6090	2.4MM	£8.01	€ 10.82	SP6000	£2.72	€ 3.08
PH6090	2.4MM	£8.01	€ 10.82	SP6000	£2.72	€ 3.08
PH6090	2.4MM	£8.01	€ 10.82	SP6000	£2.72	€ 3.08
PH6090	2.4MM	£8.01	€ 10.82	SP6000	£2.72	€ 3.08
PH6350	2.4MM	£11.87	€ 16.03	SP6250	£3.40	€ 3.84
PH6352	3.17MM	£11.87	€ 16.03	SP6250	£3.40	€ 3.84
PH6352	3.17MM	£11.87	€ 16.03	SP6250	£3.40	€ 3.84
PH6352	3.17MM	£11.87	€ 16.03	SP6250	£3.40	€ 3.84
PH6352	3.17MM	£11.87	€ 16.03	SP6250	£3.40	€ 3.84
PH6570	3.17MM	£14.10	€ 19.04	SP6500	£5.45	€ 6.16
PH6840	3.17MM	£24.70	€ 33.34	SP6750	£7.14	€ 8.07
PH7170	3.17MM	£35.31	€ 47.66	SP7000	£11.23	€ 12.68
PH7170	3.17MM	£35.31	€ 47.66	SP7000	£11.23	€ 12.68
PH6354	4MM	£14.10	€ 19.04	SP6250	£3.40	€ 3.84
PH6354	4MM	£14.10	€ 19.04	SP6250	£3.40	€ 3.84
PH6572	4MM	£14.10	€ 19.04	SP6500	£5.45	€ 6.16
PH6832	4MM	£24.70	€ 33.34	SP6750	£7.14	€ 8.07
PH7172	4MM	£35.31	€ 47.66	SP7000	£11.23	€ 12.68
PH7172	4MM	£35.31	€ 47.66	SP7000	£11.23	€ 12.68
PH7369	4MM	£75.43	€ 101.82	SP7200	£15.32	€ 17.31
PH7495	4MM	£96.29	€ 129.99	SP7400	£27.15	€ 30.68

PETROL + DIESEL ENGINE BELL HOUSING AND DRIVE COUPLING KITS

www.flowfitonline.com
TECH. DATA SHEET
BHDC02



Flowfit offer a full range of bell housings and drive couplings to suit Honda and Loncin engines from stock, we offer a selection of bell housings and drive couplings to be fitted with all major brands on the market, if you aren't sure please contact the Flowfit sales team for full information.

Brands covered include Honda, Loncin, Lister Petter, LaUntop, Kohler, Villiers, Briggs and Stratton and many more.



FLOWFIT PETROL ENGINES BELL HOUSINGS ONLY

PART NUMBER	DESCRIPTION	NETT. PRICE	
		£ STERLING	€ EUROS
BHE111C02AR102	BELL HOUSING GROUP 1 PUMP TO HONDA PETROL ENGINE GX120, GX160, GX200, LONCIN ENGINE G120, G160, G200	£54.80	€ 61.93
BHE152C02AR302	BELL HOUSING GROUP 1 PUMP TO HONDA PETROL ENGINE GX240, GX270, GX340, GX390, LONCIN ENGINE G240, G270, G340, G390	£80.45	€ 90.91
BHE152C04AR304	BELL HOUSING GROUP 2 PUMP TO HONDA PETROL ENGINE GX240, GX270, GX340, GX390 LONCIN ENGINE G240, G270, G340, G390	£56.63	€ 63.99
BHE112C/04	PETROL ENGINE BELL HOUSING GROUP 2 PUMP TO HONDA ENGINE GX120, GX160, GX200 LONCIN ENGINE G120, G160, G200	£52.88	€ 59.76
BHE112/045A	PETROL ENGINE BELL HOUSING HI-LO PUMP TO HONDA ENGINE GX120, GX160, GX200, LONCIN ENGINE G120, G160, G200	£53.35	€ 60.29
BHE152/045A	PETROL ENGINE BELL HOUSING HI-LO PUMP TO HONDA ENGINE GX240, GX270, GX340, GX390 LONCIN ENGINE G240, G270, G340, G390	£55.05	€ 62.20

FLOWFIT PETROL ENGINES DRIVE COUPLINGS ONLY

PART NUMBER	DESCRIPTION	NETT. PRICE	
		£ STERLING	€ EUROS
HC119MC050E100HC101A	DRIVE COUPLING GRP 1 PUMP TO HONDA PETROL ENGINES GX120, GX160, GX200 3/4" AND LONCIN G120, G160, G200 3/4"	£13.11	€ 14.82
HC325NC048ER300HC301A	DRIVE COUPLING GRP 1 PUMP TO HONDA PETROL ENGINE GX240, GX270, GX340, GX390 1" AND LONCIN G240, G270, G340, G390 1"	£23.34	€ 26.38
HC325NC048ER300HC302AB	DRIVE COUPLING GRP 2 PUMP TO HONDA GX240, GX270, GX340, GX390 1" AND LONCIN G240, G270, G340, G390 1"	£21.28	€ 24.05
HC319MC048ER300HC302AB	PETROL ENGINE DRIVE COUPLING GRP 2 PUMP TO HONDA GX120 GX160 GX200 3/4" AND LONCIN G120, G160, G200 3/4"	£23.30	€ 26.33
HC219MC048ER200HC212HB03	PETROL ENGINE DRIVE COUPLING HI-LO PUMP TO HONDA GX120, GX160, GX200 3/4" AND LONCIN G120, G160, G200 3/4"	£32.56	€ 36.80
HC325NC048ER300HC312	PETROL ENGINE DRIVE COUPLING HI-LO PUMP TO HONDA GX240, GX270, GX340, GX390, 1" Q SHAFT AND LONCIN G240, G270, G340, G390 1" Q SHAFT	£27.58	€ 31.17

FLOWFIT BELL HOUSINGS AND DRIVE COUPLING ENGINE KITS

PART NUMBER	DESCRIPTION	NETT. PRICE	
		£ STERLING	€ EUROS
ZZ004727	BELL HOUSING AND DRIVE COUPLING ENGINE KIT. TO SUIT GROUP 1 PUMP SUITS HONDA GX120, GX160 AND GX200 SUITS LONCIN G120, G160 AND G200 KIT COMPRISING:- BHE111C02 BELL HOUSING, HC119MC050 ENGINE HALF, ER100 SPIDER AND HC101A PUMP HALF	£68.36	€ 77.25
ZZ004724	BELL HOUSING AND DRIVE COUPLING ENGINE KIT. TO SUIT GROUP 1 PUMP SUITS HONDA GX240, GX270, GX340 AND GX390 SUITS LONCIN G240, G270, G340 AND G390 KIT COMPRISING:- BHE152C02 BELL HOUSING, HC325NC048 ENGINE HALF, ER300 SPIDER, HC301A PUMP HALF AND AR3/02 ADAPTOR RING	£103.80	€ 117.29
ZZ004729	BELL HOUSING AND DRIVE COUPLING ENGINE KIT TO SUIT GROUP 2 PUMP. SUITS HONDA GX120, GX160 AND GX200 SUITS LONCIN G120, G160 AND G200 KIT COMPRISING BHE 112C/04 BELL HOUSING, HC319MC048 ENGINE HALF, ER300 SPIDER, HC302AB PUMP HALF AND AR3/02 ADAPTOR RING.	£75.02	€ 84.77
ZZ004725	BELL HOUSING AND DRIVE COUPLING ENGINE KIT TO SUIT GROUP 2 PUMP. SUITS HONDA GX240, GX270, GX340 AND GX390 SUITS LONCIN G240, G270, G340 AND G390 KIT COMPRISING :- BHE152C04 BELL HOUSING, HC325NC048 ENGINE HALF, ER300 SPIDER, HC302AB PUMP HALF AND AR3/04 ADAPTOR RING	£77.34	€ 87.39
ZZ004728	BELL HOUSING AND DRIVE COUPLING ENGINE KIT TO SUIT HI-LO PUMP SUITS HONDA GX120, GX160 AND GX200 SUITS LONCIN G120, G160 AND G200 KIT COMPRISING BHE112/045A BELL HOUSING, HC219MC048 ENGINE HALF, HC212HB035 PUMP HALF AND ER200 SPIDER.	£86.45	€ 97.69
ZZ004726	BELL HOUSING AND DRIVE COUPLING ENGINE KIT TO SUIT HI-LO PUMP SUITS HONDA GX240, GX270, GX340 AND GX390 SUITS LONCIN G240, G270, G340 AND G390 KIT COMPRISING BHE152/045A BELL HOUSING, HC325NC048 ENGINE HALF, HC312HB035 PUMP HALF AND ER300 SPIDER	£82.62	€ 93.36

DIESEL ENGINE BELL HOUSING AND DRIVE COUPLING KITS

www.flowfitonline.com
TECH. DATA SHEET
BHDC02



Flowfit offer a full range of bell housings and drive couplings to suit Hatz and other diesel engines from stock, we offer a selection of bell housings and drive couplings to be fitted with all major brands on the market, if you aren't sure please contact the Flowfit sales team for full information.



PART NUMBER	DESCRIPTION	NETT. PRICE	
		£ STERLING	€ EUROS
ZZ002363	DIESEL ENGINE BELL HOUSING AND DRIVE COUPLING KIT. FITS GROUP 1 PUMP TO A HATZ 1B20 4.2HP	£118.35	€ 133.73
ZZ002364	DIESEL ENGINE BELL HOUSING AND DRIVE COUPLING KIT. FITS GROUP 1 PUMP TO A HATZ 1B20 4.2HP	£159.78	€ 180.56
ZZ002365	DIESEL ENGINE BELL HOUSING AND DRIVE COUPLING KIT. FITS GROUP 1 PUMP TO A HATZ 1B40 9.2HP	£190.70	€ 215.50
ZZ002366	DIESEL ENGINE BELL HOUSING AND DRIVE COUPLING KIT. FITS GROUP 2 PUMP TO A HATZ 1B40 9.2HP	£218.38	€ 246.77

ELECTRIC MOTORS

PRODUCT	PAGE
SERIES ALUMINIUM HOUSING SINGLE-PHASE 110V MULTI-MOUNT ASYNCHRONOUS MOTOR-DUAL CAPACITORS	263
SERIES ALUMINIUM HOUSING SINGLE-PHASE 230V MULTI-MOUNT ASYNCHRONOUS MOTOR-DUAL CAPACITORS	264
SERIES ALUMINIUM HOUSING THREE-PHASE MULTI-MOUNT ASYNCHRONOUS MOTOR	265



QUALITY PRODUCTS

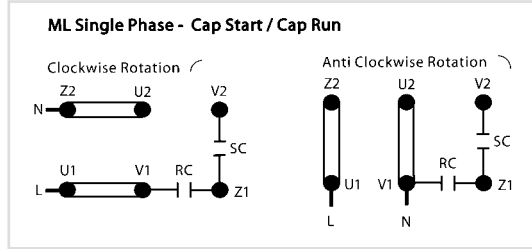


FREE ADVICE



SERIES ALUMINIUM HOUSING SINGLE-PHASE 110V MULTI-MOUNT ASYNCHRONOUS MOTOR-DUAL CAPACITORS


www.flowfitonline.com
TECH. DATA SHEET
EM01



TCC aluminium multi-mount single phase 110V dual capacitor asynchronous motors are manufactured to the latest design. All motors conform to IEC standards and offer a comprehensive range up to 3.7KW and aesthetically pleasing design with the flexibility of a multi-mount terminal box and available in all mounting configurations including B14B and B5R. They are suitable for applications where torque requirements are 1.8-2.5 times F.L.T.



B3 – Foot mount



B34 – Face and Foot mount



B5 – Flange mount



B35 – Flange and Foot mount



B14 – Face mount

Add this code into the part code instead of the ** for the relevant mount

PART NO	DESCRIPTION	NETT. PRICE			
		B3 - FOOT MOUNT		ALL OTHER MOUNTS	
		£ STERLING	€ EUROS	£ STERLING	€ EUROS
0.3721TCC**-110	0.37Kw 1 Phase 110v 2 Pole 3000 RPM, 160mm DIA, 14mm Shaft, D71 Frame, CAP Start - CAP Run	£88.29	€ 99.77	£96.03	€ 108.51
0.5521TCC**-110	0.55Kw 1 Phase 110v 2 Pole 3000 RPM, 200mm DIA, 19mm Shaft, D80 Frame, CAP Start - CAP Run	£96.42	€ 108.95	£104.87	€ 118.50
0.7521TCC**-110	0.75Kw 1 Phase 110v 2 Pole 3000 RPM, 200mm DIA, 19mm Shaft, D80 Frame, CAP Start - CAP Run	£123.65	€ 139.72	£134.48	€ 151.96
1.121TCC**-110	1.1Kw 1 Phase 110v 2 Pole 3000 RPM, 200mm DIA, 24mm Shaft, D90S Frame, CAP Start - CAP Run	£139.17	€ 157.26	£151.38	€ 171.06
1.521TCC**-110	1.5Kw 1 Phase 110v 2 Pole 3000 RPM, 200mm DIA, 24mm Shaft, D90L Frame, CAP Start - CAP Run	£174.14	€ 196.78	£204.09	€ 230.62
2.221TCC**-110	2.2Kw 1 Phase 110v 2 Pole 3000 RPM, 250mm DIA, 28mm Shaft, D100 Frame, CAP Start - CAP Run	£205.64	€ 232.37	£223.67	€ 252.75
3.021TCC**-110	3.0Kw 1 Phase 110v 2 Pole 3000 RPM, 250mm DIA, 28mm Shaft, D100 Frame, CAP Start - CAP Run	£232.39	€ 262.60	£252.76	€ 285.62

PART NO	DESCRIPTION	NETT. PRICE			
		B3 - FOOT MOUNT		ALL OTHER MOUNTS	
		£ STERLING	€ EUROS	£ STERLING	€ EUROS
0.2541TCC**-110	0.25Kw 1 Phase 110v 4 Pole 1500 RPM, 160mm DIA, 14mm Shaft, D71 Frame, CAP Start - CAP Run	£86.46	€ 97.70	£94.03	€ 106.26
0.3741TCC**-110	0.37Kw 1 Phase 110v 4 Pole 1500 RPM, 160mm DIA, 14mm Shaft, D71 Frame, CAP Start - CAP Run	£96.20	€ 108.71	£104.63	€ 118.23
0.5541TCC**-110	0.55Kw 1 Phase 110v 4 Pole 1500 RPM, 200mm DIA, 19mm Shaft, D80 Frame, CAP Start - CAP Run	£125.88	€ 142.24	£136.93	€ 154.73
0.7541TCC**-110	0.75Kw 1 Phase 110v 4 Pole 1500 RPM, 200mm DIA, 19mm Shaft, D80 Frame, CAP Start - CAP Run	£136.37	€ 154.10	£148.32	€ 167.60
1.141TCC**-110	1.1Kw 1 Phase 110v 4 Pole 1500 RPM, 200mm DIA, 24mm Shaft, D90S Frame, CAP Start - CAP Run	£167.92	€ 189.75	£182.65	€ 206.39
1.541TCC**-110	1.5Kw 1 Phase 110v 4 Pole 1500 RPM, 200mm DIA, 24mm Shaft, D90L Frame, CAP Start - CAP Run	£203.42	€ 229.86	£221.25	€ 250.02
2.241TCC**-110	2.2Kw 1 Phase 110v 4 Pole 1500 RPM, 250mm DIA, 28mm Shaft, D100 Frame, CAP Start - CAP Run	£264.59	€ 298.99	£290.51	€ 328.28
3.041TCC**-110	3.0Kw 1 Phase 110v 4 Pole 1500 RPM, 250mm DIA, 28mm Shaft, D100 Frame, CAP Start - CAP Run	£307.28	€ 347.23	£338.82	€ 382.86
3.741TCC**-110	3.7Kw 1 Phase 110v 4 Pole 1500 RPM, 250mm DIA, 28mm Shaft, D112 Frame, CAP Start - CAP Run	£365.29	€ 412.78	£451.16	€ 509.81

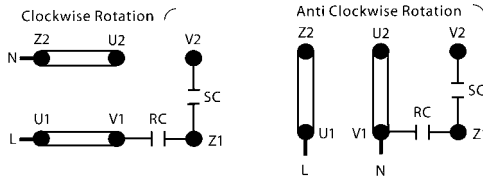
N.B.: it is recommended that single phase motors are not stop/started more than 15 times within a 1 hour period in order to allow safe discharge of capacitors.

SERIES ALUMINIUM HOUSING SINGLE-PHASE 230V MULTI-MOUNT ASYNCHRONOUS MOTOR-DUAL CAPACITORS

www.flowfitonline.com
TECH. DATA SHEET
EM01



ML Single Phase - Cap Start / Cap Run



TCC aluminium multi-mount single phase 230V dual capacitor asynchronous motors are manufactured to the latest design. All motors conform to IEC standards and offer a comprehensive range up to 3.7KW and aesthetically pleasing design with the flexibility of a multi-mount terminal box and available in all mounting configurations including B14B and B5R. They are suitable for applications where torque requirements are 1.8-2.5 times F.L.T.



B3 – Foot mount



B34 – Face and Foot mount



B5 – Flange mount



B35 – Flange and Foot mount



B14 – Face mount

Add this code into the part code instead of the ** for the relevant mount

PART NO	DESCRIPTION	NETT. PRICE			
		B3 - FOOT MOUNT		ALL OTHER MOUNTS	
		£ STERLING	€ EUROS	£ STERLING	€ EUROS
0.3721TCC**	0.37Kw 1 Phase 230v 2 Pole 3000 RPM, 160mm DIA, 14mm Shaft, D71 Frame, CAP Start - CAP Run	£70.35	€ 79.50	£98.57	€ 111.38
0.5521TCC**	0.55Kw 1 Phase 230v 2 Pole 3000 RPM, 200mm DIA, 19mm Shaft, D71 Frame, CAP Start - CAP Run	£76.83	€ 86.82	£106.99	€ 120.89
0.7521TCC**	0.75Kw 1 Phase 230v 2 Pole 3000 RPM, 200mm DIA, 19mm Shaft, D71 Frame, CAP Start - CAP Run	£98.53	€ 111.34	£119.01	€ 134.48
1.121TCC**	1.1Kw 1 Phase 230v 2 Pole 3000 RPM, 200mm DIA, 24mm Shaft, D71 Frame, CAP Start - CAP Run	£110.88	€ 125.29	£132.22	€ 149.41
1.521TCC**	1.5Kw 1 Phase 230v 2 Pole 3000 RPM, 200mm DIA, 24mm Shaft, D71 Frame, CAP Start - CAP Run	£138.75	€ 156.79	£164.68	€ 186.09
2.221TCC**	2.2Kw 1 Phase 230v 2 Pole 3000 RPM, 250mm DIA, 28mm Shaft, D71 Frame, CAP Start - CAP Run	£163.86	€ 185.16	£179.11	€ 202.39
3.021TCC**	3.0Kw 1 Phase 230v 2 Pole 3000 RPM, 250mm DIA, 28mm Shaft, D71 Frame, CAP Start - CAP Run	£185.17	€ 209.24	£218.77	€ 247.21

PART NO	DESCRIPTION	NETT. PRICE			
		B3 - FOOT MOUNT		ALL OTHER MOUNTS	
		£ STERLING	€ EUROS	£ STERLING	€ EUROS
0.2541TCC**	0.25Kw 1 Phase 230v 4 Pole 1500 RPM, 160mm DIA, 14mm Shaft, D71 Frame, CAP Start - CAP Run	£68.88	€ 77.83	£74.96	€ 84.71
0.3741TCC**	0.37Kw 1 Phase 230v 4 Pole 1500 RPM, 160mm DIA, 14mm Shaft, D71 Frame, CAP Start - CAP Run	£76.65	€ 86.61	£102.17	€ 115.46
0.5541TCC**	0.55Kw 1 Phase 230v 4 Pole 1500 RPM, 200mm DIA, 19mm Shaft, D71 Frame, CAP Start - CAP Run	£100.30	€ 113.34	£116.60	€ 131.76
0.7541TCC**	0.75Kw 1 Phase 230v 4 Pole 1500 RPM, 200mm DIA, 19mm Shaft, D71 Frame, CAP Start - CAP Run	£108.66	€ 122.79	£120.20	€ 135.83
1.141TCC**	1.1Kw 1 Phase 230v 4 Pole 1500 RPM, 200mm DIA, 24mm Shaft, D71 Frame, CAP Start - CAP Run	£133.81	€ 151.21	£145.44	€ 164.35
1.541TCC**	1.5Kw 1 Phase 230v 4 Pole 1500 RPM, 200mm DIA, 24mm Shaft, D71 Frame, CAP Start - CAP Run	£162.09	€ 183.16	£173.10	€ 195.60
2.241TCC**	2.2Kw 1 Phase 230v 4 Pole 1500 RPM, 250mm DIA, 28mm Shaft, D71 Frame, CAP Start - CAP Run	£210.83	€ 238.24	£223.58	€ 252.64
3.041TCC**	3.0Kw 1 Phase 230v 4 Pole 1500 RPM, 250mm DIA, 28mm Shaft, D71 Frame, CAP Start - CAP Run	£244.84	€ 276.67	£251.91	€ 284.66
3.741TCC**	3.7Kw 1 Phase 230v 4 Pole 1500 RPM, 250mm DIA, 28mm Shaft, D71 Frame, CAP Start - CAP Run	£291.06	€ 328.90	£359.48	€ 406.21

N.B.: it is recommended that single phase motors are not stop/started more than 15 times within a 1 hour period in order to allow safe discharge of capacitors.

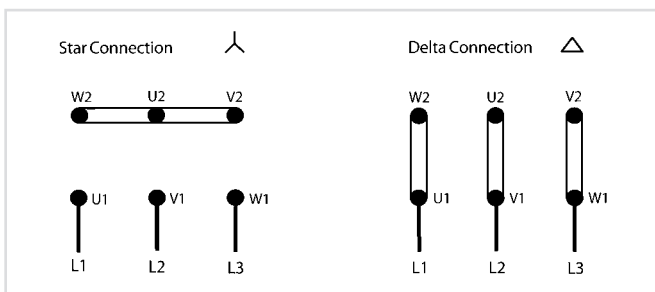
SERIES ALUMINIUM HOUSING THREE-PHASE MULTI-MOUNT ASYNCHRONOUS MOTOR

www.flowfitonline.com
TECH. DATA SHEET
EM01



TECA series Aluminium Housing 3 Phase Multi-mount motors up to 200 frame, utilising new automated production technology. The motors are manufactured to IEC standard.

Motors are: Easily maintained, light weight with high performance and low noise levels. The multi-mount design offers both O.E.M and stockist greater flexibility where terminal box position is important.



SERIES THREE-PHASE INDUCTION MOTORS CAST IRON HOUSING

Multi-mount from 80 to 200 frame

- Frame size H63-355
- Power 0.12~315kw
- Synchronous speed 3000; 1500; 1000; 750RPM
- Voltage 230/400V; 400/690V
- Frequency 50Hz, 60Hz
- Protection class IP55
- Insulation class F
- Ambi temperature -30~+40°C
- Altitude above sea level < 1000m

Note – Motors up to and including 15kw are Aluminium housings. 18.5kw upwards are Cast Iron Housing.

PART NO	DESCRIPTION	NETT. PRICE			
		B3 - FOOT MOUNT		ALL OTHER MOUNTS	
		£ STERLING	€ EUROS	£ STERLING	€ EUROS
0.7523TECA**-IE2	0.75Kw 3 Phase 400v 2 Pole 3000 RPM, 200mm DIA, 19mm Shaft, D80 Frame	£62.00	€ 70.06	£66.96	€ 75.66
1.123TECA**-IE2	1.1Kw 3 Phase 400v 2 Pole 3000 RPM, 200mm DIA, 24mm Shaft, D90 Frame	£70.10	€ 79.21	£75.71	€ 85.55
1.523TECA**-IE2	1.5Kw 3 Phase 400v 2 Pole 3000 RPM, 200mm DIA, 24mm Shaft, D90 Frame	£92.09	€ 104.06	£99.45	€ 112.38
2.223TECA**-IE2	2.2Kw 3 Phase 400v 2 Pole 3000 RPM, 250mm DIA, 28mm Shaft, D100 Frame	£102.80	€ 116.16	£111.02	€ 125.45
3.023TECA**-IE2	3.0Kw 3 Phase 400v 2 Pole 3000 RPM, 250mm DIA, 28mm Shaft, D112 Frame	£138.77	€ 156.81	£149.87	€ 169.35
4.023TECA**-IE2	4.0Kw 3 Phase 400v 2 Pole 3000 RPM, 250mm DIA, 28mm Shaft, D112 Frame	£163.01	€ 184.20	£176.05	€ 198.94
5.523TECA**-IE2	5.5Kw 3 Phase 400v 2 Pole 3000 RPM, 300mm DIA, 38mm Shaft, D132 Frame	£244.88	€ 276.71	£264.46	€ 298.84
7.523TECA**-IE2	7.5Kw 3 Phase 400v 2 Pole 3000 RPM, 300mm DIA, 38mm Shaft, D132 Frame	£276.31	€ 312.23	£298.42	€ 337.21
11.023TECA**-IE2	11.0Kw 3 Phase 400v 2 Pole 3000 RPM, 350mm DIA, 42mm Shaft, D160 Frame	£425.44	€ 480.75	£459.47	€ 519.20
15.023TECA**-IE2	15.0Kw 3 Phase 400v 2 Pole 3000 RPM, 350mm DIA, 42mm Shaft, D180 Frame	£482.14	€ 544.82	£520.70	€ 588.39
18.523TECA**-IE2	18.5Kw 3 Phase 400v 2 Pole 3000 RPM, 350mm DIA, 48mm Shaft, D200 Frame	£538.88	€ 608.93	£581.98	€ 657.64
22.023TECA**-IE2	22.0Kw 3 Phase 400v 2 Pole 3000 RPM, 350mm DIA, 48mm Shaft, D200 Frame	£631.02	€ 713.05	£681.50	€ 770.10
30.023TECA**-IE2	30.0Kw 3 Phase 400v 2 Pole 3000 RPM, 450mm DIA, 60mm Shaft, D250 Frame	£870.81	€ 984.02	£940.48	€ 1,062.74
37.023TECA**-IE2	37.0Kw 3 Phase 400v 2 Pole 3000 RPM, 450mm DIA, 60mm Shaft, D250 Frame	£997.03	€ 1,126.64	£1076.78	€ 1,216.76



B3 – Foot mount



B5 – Flange mount



B14 – Face mount

Add this code into the part code instead of the ** for the relevant mount



B34 – Face and Foot mount



B35 – Flange and Foot mount

PART NO	DESCRIPTION	NETT. PRICE			
		B3 - FOOT MOUNT		ALL OTHER MOUNTS	
		£ STERLING	€ EUROS	£ STERLING	€ EUROS
0.7543TECA**-IE2	0.75Kw 3 Phase 400v 4 Pole 1500 RPM, 200mm DIA, 19mm Shaft, D80 Frame	£70.10	€ 79.21	£75.71	€ 85.55
1.143TECA**-IE2	1.1Kw 3 Phase 400v 4 Pole 1500 RPM, 200mm DIA, 24mm Shaft, D90 Frame	£90.80	€ 102.60	£98.07	€ 110.82
1.543TECA**-IE2	1.5Kw 3 Phase 400v 4 Pole 1500 RPM, 200mm DIA, 24mm Shaft, D90 Frame	£107.14	€ 121.07	£115.70	€ 130.74
2.243TECA**-IE2	2.2Kw 3 Phase 400v 4 Pole 1500 RPM, 250mm DIA, 28mm Shaft, D100 Frame	£130.75	€ 147.75	£141.20	€ 159.56
3.043TECA**-IE2	3.0Kw 3 Phase 400v 4 Pole 1500 RPM, 250mm DIA, 28mm Shaft, D112 Frame	£148.18	€ 167.44	£160.04	€ 180.85
4.043TECA**-IE2	4.0Kw 3 Phase 400v 4 Pole 1500 RPM, 250mm DIA, 28mm Shaft, D112 Frame	£185.32	€ 209.41	£200.15	€ 226.17
5.543TECA**-IE2	5.5Kw 3 Phase 400v 4 Pole 1500 RPM, 300mm DIA, 38mm Shaft, D132 Frame	£255.38	€ 288.58	£275.81	€ 311.67
7.543TECA**-IE2	7.5Kw 3 Phase 400v 4 Pole 1500 RPM, 300mm DIA, 38mm Shaft, D132 Frame	£289.78	€ 327.45	£312.96	€ 353.64
11.043TECA**-IE2	11.0Kw 3 Phase 400v 4 Pole 1500 RPM, 350mm DIA, 42mm Shaft, D160 Frame	£458.41	€ 518.00	£495.09	€ 559.45
15.043TECA**-IE2	15.0Kw 3 Phase 400v 4 Pole 1500 RPM, 350mm DIA, 42mm Shaft, D180 Frame	£515.79	€ 582.84	£557.05	€ 629.47
18.543TECA**-IE2	18.5Kw 3 Phase 400v 4 Pole 1500 RPM, 350mm DIA, 48mm Shaft, D200 Frame	£596.32	€ 673.84	£644.03	€ 727.75
22.043TECA**-IE2	22.0Kw 3 Phase 400v 4 Pole 1500 RPM, 350mm DIA, 48mm Shaft, D200 Frame	£694.11	€ 784.34	£749.64	€ 847.09
30.043TECA**-IE2	30.0Kw 3 Phase 400v 4 Pole 1500 RPM, 450mm DIA, 60mm Shaft, D250 Frame	£943.39	€ 1,066.03	£1018.86	€ 1,151.31



ELECTRIC MOTOR PUMP SET

PRODUCT	PAGE
HYDRAULIC MOTOR PUMP SETS 240V AND 415V	268
HYDRAULIC ELECTRIC MOTOR PUMP SET 3.7KW 240V SINGLE PHASE (1PH) WITH 8GPM HI-LO PUMP	268



FROM ONLY
£573.01
+VAT



FROM ONLY
£299.13
+VAT



QUALITY PRODUCTS



FREE ADVICE



HYDRAULIC MOTOR PUMP SETS 240V AND 415V

www.flowfitonline.com
TECH. DATA SHEET
EMPS1



ASSEMBLED FROM STOCK ANY COMBINATION OF ELECTRIC MOTOR AND GEAR OR PISTON PUMP.

ALL SIZES OF ELECTRIC MOTORS AND PUMPS CATERED FOR, PLEASE ASK FOR DETAILS.

PART NO.	FLOW L/MIN	MAX. WORK BAR	PUMP SPEED CC/REV	MOTOR SPEC 50HZ-60HZ			ROTATION SPEED RPM	NETT. PRICE	
				VOLTAGE V	POWER KW	PHASE		£ STERLING	€ EUROS
ZZ001005	3.6	210	2.5	240	1.1	SINGLE	1450	£299.14	€ 338.03
ZZ000130	5	210	3.2	240	2.2	SINGLE	1450	£359.14	€ 405.83
ZZ000129	7.2	210	5.0	240	3.0	SINGLE	1450V	£399.26	€ 451.16
ZZ000119	5	210	3.2	415	2.2	3	1450	£269.73	€ 304.79
ZZ000121	7.2	210	5.0	415	3.0	3	1450	£425.33	€ 480.62
ZZ000122	9	210	6	415	4.0	3	1450	£410.70	€ 464.09
ZZ000123	16	175	11	415	5.5	3	1450	£651.93	€ 736.68
ZZ000124	22	175	14	415	7.5	3	1450	£625.43	€ 706.74

HYDRAULIC ELECTRIC MOTOR PUMP SET 3.7KW 240V SINGLE PHASE (1PH) WITH 8GPM HI-LO PUMP



This two stage motor pump set can offer a faster cycle time than a conventional gear motor setup. The Hi-Lo Pump is preset at 900 psi for the low pressure pump and 3000 psi for the high pressure. The change from Lo to Hi pressure is automatic with the Lo side pressure pre set from 400 psi to 900 psi.

Applications for the Hi-Lo pump are log splitters and presses where rapid movement of cylinder at low pressure is required prior to automatically switching to high pressure mode to meet load requirements.

The Hi-Lo pump set consists of:

- Single Phase 240V 3.7KW 2 Pole Motor.
- Flowfit 8 GPM Hi-Lo gear pump, giving 24 L/min @ 900PSI at 2850 RPM and 6 L/min @ 300 PSI at 2850 RPM
- Flowfit bell housing and drive coupling.
- 22 Amp Load current – To be wired direct on line from a starter. (Does not include wiring).
- Industrial wiring to be used.
- If you are in doubt on the wiring then please consult a fully qualified electrician.

These units are perfect for installations where it is not suitable for engine driven log splitter or presses.

www.flowfitonline.com
TECH. DATA SHEET
EMPS1



TOTAL FLOW	TOTAL FLOW
24 L/min @ 900PSI and 2850 RPM	6 L/min @ 300PSI and 2850 RPM
24 L/min	6 L/min

PART NO.	MOTOR SPEC 50HZ-60HZ			GPM	NETT. PRICE	
	VOLTAGE V	POWER KW	PHASE		£ STERLING	€ EUROS
ZZ005464	240	3.7	SINGLE	8	£573.01	€ 647.51

HYDRAULIC HANDPUMPS

PRODUCT	PAGE
CYLINDRICAL TANK STYLE	270
TANK MOUNTED HANDPUMPS	271
INLINE HAND PUMPS	272
STAINLESS STEEL HANDPUMPS	274
TANK AND LEVERS	275
SPECIAL HAND PUMPS	279



QUALITY PRODUCTS



FREE ADVICE


SINGLE ACTING 20CC HYDRAULIC HAND PUMP WITH TANK, RELEASE VALVE AND HAND LEVER FOR SINGLE ACTING CYLINDER

www.flowfitonline.com
TECH. DATA SHEET
HDP01



SPECIFICATIONS

- The Pump Can Be Oriented On The Tank As Required (3 Screws)
- Temperature: -30°C To +90°C
- Hydraulic Mineral Oil
- Body In Cast Iron
- Rod: Compact Polyurethane Lip Seal + Polyurethane Wiper Seal
- Pump and Tank is Completely Protected Against Corrosion
- Body: Green Painted Finish
- Screws: Zinc Plated
- Finished Product Ready To Mount;
- Can Be Mounted Vertically Or Horizontally;
- There Is A Weld Ring To Fix Your Pump To Your Tank.



PART NUMBER	DISPLACMENT	TANK SIZE	RELEASE HANDKNOB	WITH BELLOWS	MAX PRESSURE	PRESSURE PORT	E (MM)	F (MM)	G (MM)	WEIGHT (KG)	NETT. PRICE	
											£ STERLING	€ EUROS
CHPTSE20/2	20cc	2 Litre	x		200 Bar	3/8" BSP	96	184	126	8.4	£78.00	€ 88.14
CHPTSE20/2S	20cc	2 Litre	x	x	200 Bar	3/8" BSP	96	184	126	8.4	£82.50	€ 93.23
CHPTSE20/4	20cc	4 Litre	x		200 Bar	3/8" BSP	96	184	169	9	£85.50	€ 96.62
CHPTSE20/4S	20cc	4 Litre	x	x	200 Bar	3/8" BSP	96	184	169	9	£90.00	€ 101.70
CHPTSE20/6	20cc	6 Litre	x		200 Bar	3/8" BSP	117	220	180	10.1	£93.00	€ 105.09
CHPTSE20/6S	20cc	6 Litre	x	x	200 Bar	3/8" BSP	117	220	180	10.1	£97.50	€ 110.18
CHPTSE20/8	20cc	8 Litre	x		200 Bar	3/8" BSP	117	220	235	11	£100.00	€ 113.00
CHPTSE20/8S	20cc	8 Litre	x	x	200 Bar	3/8" BSP	117	220	235	11	£104.50	€ 118.09


DOUBLE ACTING 20CC HYDRAULIC HAND PUMP WITH TANK, DOUBLE ACTING VALVE AND HAND LEVER FOR DOUBLE ACTING CYLINDER

www.flowfitonline.com
TECH. DATA SHEET
HDP02



SPECIFICATIONS

- The Pump Can Be Oriented On The Tank As Required (3 Screws)
- Temperature: -30°C To +90°C
- Hydraulic Mineral Oil
- Body In Cast Iron
- Rod: Compact Polyurethane Lip Seal + Polyurethane Wiper Seal
- Pump and Tank is Completely Protected Against Corrosion
- Body: Green Painted Finish
- Screws: Zinc Plated
- Finished Product Ready To Mount;
- Can Be Mounted Vertically Or Horizontally;
- There Is A Weld Ring To Fix Your Pump To Your Tank.




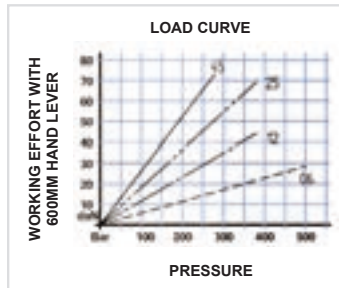
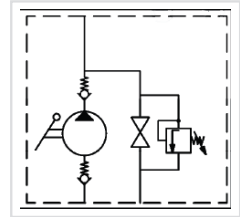
PART NUMBER	DISPLACMENT	TANK SIZE	RELEASE HANDKNOB	WITH BELLOWS	MAX PRESSURE	PRESSURE PORT	E (MM)	F (MM)	G (MM)	WEIGHT (KG)	NETT. PRICE	
											£ STERLING	€ EUROS
CHPTDSE20/2	20cc	2 Litre	x		200 Bar	3/8" BSP	96	184	126	8.4	£83.00	€ 93.79
CHPTDSE20/2S	20cc	2 Litre	x	x	200 Bar	3/8" BSP	96	184	126	8.4	£87.50	€ 98.88
CHPTDSE20/4	20cc	4 Litre	x		200 Bar	3/8" BSP	96	184	169	9	£90.50	€ 102.27
CHPTDSE20/4S	20cc	4 Litre	x	x	200 Bar	3/8" BSP	96	184	169	9	£93.00	€ 105.09
CHPTDSE20/6	20cc	6 Litre	x		200 Bar	3/8" BSP	117	220	180	10.1	£97.50	€ 110.18
CHPTDSE20/6S	20cc	6 Litre	x	x	200 Bar	3/8" BSP	117	220	180	10.1	£101.50	€ 114.70
CHPTDSE20/8	20cc	8 Litre	x		200 Bar	3/8" BSP	117	220	235	11	£104.50	€ 118.09
CHPTDSE20/8S	20cc	8 Litre	x	x	200 Bar	3/8" BSP	117	220	235	11	£108.50	€ 122.61

TANK MOUNTED SINGLE ACTING HANDPUMP FOR SINGLE ACTING CYLINDER WITH RELEASE KNOB AND PRESSURE RELIEF VALVE

www.flowfitonline.com
TECH. DATA SHEET
HDP03



- With Bellows
- Release Hand Knob
- With Pressure Relief Valve
- With Discharging holes




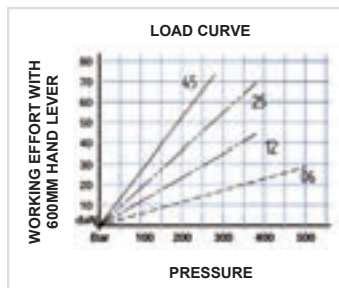
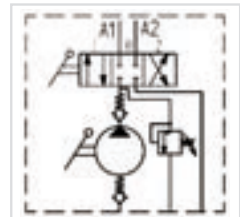
PART NUMBER	DISPLACMENT	MAX PRESSURE	PRESSURE PORT	H (MM)	I (MM)	G (MM)	WEIGHT (KG)	NETT. PRICE	
								£ STERLING	€ EUROS
HPT06VS	6cc	400 Bar	3/8" BSP	160	120	34	3.1	£58.97	€ 66.64
HPT12VS	12.5cc	320 Bar	3/8" BSP	160	120	34	3.1	£58.97	€ 66.64
HPT25VS	19.4cc	300 Bar	3/8" BSP	160	120	34	3.1	£58.97	€ 66.64
HPT45VS	28cc	250 Bar	3/8" BSP	160	120	38	3.2	£62.37	€ 70.48

TANK MOUNTED DOUBLE ACTING HANDPUMP WITH DOUBLE ACTING CHANGEOVER VALVE AND PRESSURE RELIEF VALVE

www.flowfitonline.com
TECH. DATA SHEET
HDP04



- With Bellows
- Closed Centre Diverter Valve
- With Outside Pressure Relief Valve
- With Discharging holes




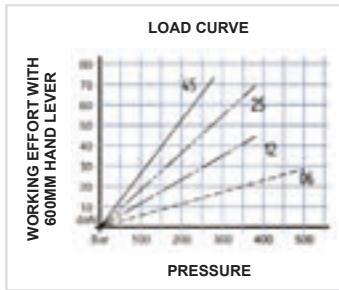
PART NUMBER	DISPLACMENT	MAX PRESSURE	PRESSURE PORT	H (MM)	I (MM)	G (MM)	WEIGHT (KG)	NETT. PRICE	
								£ STERLING	€ EUROS
HPTD06DCCVSOUT	6cc	400 Bar	1/4" BSP	160	120	34	3.1	£63.50	€ 71.76
HPTD12DCCVSOUT	12.5cc	320 Bar	1/4" BSP	160	120	34	3.1	£63.50	€ 71.76
HPTD25DCCVSOUT	19.4cc	300 Bar	1/4" BSP	160	120	34	3.1	£63.50	€ 71.76
HPTD45DCCVSOUT	28cc	250 Bar	1/4" BSP	160	120	38	3.2	£66.91	€ 75.61

TANK MOUNTED DOUBLE ACTING HANDPUMP WITH DOUBLE ACTING CHANGEOVER VALVE, PORT RELIEF VALVE AND DOUBLE PILOT CHECK VALVE

www.flowfitonline.com
TECH. DATA SHEET
HDP03



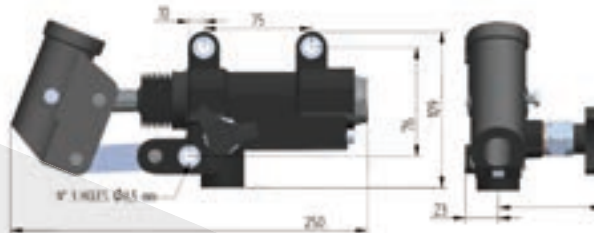
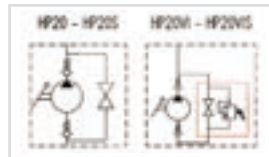
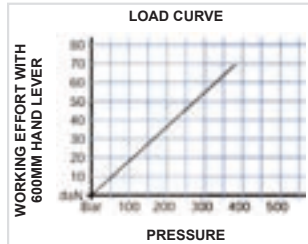
- With Bellows
- Open Centre Diverter Valve
- With Pressure Relief Valve Inside Diverter
- With Discharging holes



PART NUMBER	DISPLACMENT	MAX PRESSURE	PRESSURE PORT	H (MM)	I (MM)	G (MM)	WEIGHT (KG)	NETT. PRICE	
								£ STERLING	€ EUROS
HPTDVB06VS	6cc	400 Bar	3/8" BSP	160	120	34	3.1	£81.09	€ 75.30
HPTDVB12VS	12.5cc	320 Bar	3/8" BSP	160	120	34	3.1	£81.09	€ 75.30
HPTDVB25VS	19.4cc	300 Bar	3/8" BSP	160	120	34	3.1	£82.78	€ 75.30
HPTDVB45VS	28cc	250 Bar	3/8" BSP	160	120	38	3.2	£82.78	€ 79.64

INLINE SINGLE ACTING HAND PUMP

www.flowfitonline.com
TECH. DATA SHEET
HDP04


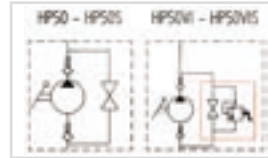
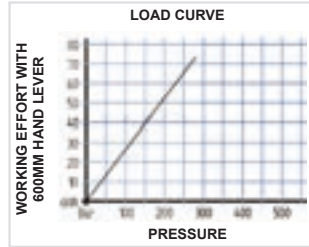


PART NUMBER	DISPLACMENT	WITH BELLOWS	RELEASE HAND KNOB	PRESSURE RELIEF VALVE INSIDE RELEASE HANDKNOB	MAX PRESSURE	PRESSURE PORT	SUCTION PORT	WEIGHT (KG)	NETT. PRICE	
									£ STERLING	€ EUROS
HP20S	17cc		x		320 Bar	3/8" BSP	1/2" BSP	2.8	£63.50	€ 71.76
HP20VIS	17cc	x		x	320 Bar	3/8" BSP	1/2" BSP	2.8	£66.91	€ 75.61

www.flowfitonline.com
TECH. DATA SHEET
HDP05



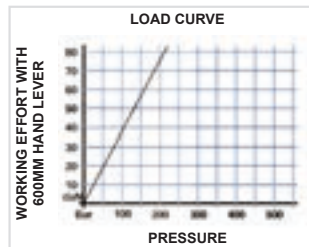
INLINE SINGLE ACTING HAND PUMP



PART NUMBER	DISPLACMENT	WITH BELLOWS	RELEASE HAND KNOB	PRESSURE RELIEF VALVE INSIDE RELEASE HANDKNOB	MAX PRESSURE	PRESSURE PORT	SUCTION PORT	WEIGHT (KG)	NETT. PRICE	
									£ STERLING	€ EUROS
HP50S	33cc		x		250 Bar	1/2" BSP	1/2" BSP	3.5	£73.71	€ 83.29
HP50VIS	33cc	x		x	250 Bar	1/2" BSP	1/2" BSP	3.5	£77.11	€ 87.13

INLINE SINGLE ACTING HAND PUMP

www.flowfitonline.com
TECH. DATA SHEET
HDP06



PART NUMBER	DISPLACMENT	WITH BELLOWS	RELEASE HAND KNOB	PRESSURE RELIEF VALVE INSIDE RELEASE HANDKNOB	MAX PRESSURE	PRESSURE PORT	SUCTION PORT	WEIGHT (KG)	NETT. PRICE	
									£ STERLING	€ EUROS
HP70S	48cc		x		200 Bar	1/2" BSP	1/2" BSP	5.5	£96.39	€ 108.92
HP70VIS	48cc	x		x	200 Bar	1/2" BSP	1/2" BSP	5.5	£102.06	€ 115.33

STAINLESS STEEL DOUBLE STROKE HANDPUMP FOR SINGLE ACTING CYLINDER


www.flowfitonline.com
TECH. DATA SHEET
HDP07



PART NUMBER	DISPLACMENT	DESCRIPTION	MAX PRESSURE	PRESSURE PORT	WEIGHT (KG)	NETT. PRICE	
						£ STERLING	€ EUROS
HPT25-AISI316	19.4cc	With Release Handknob. AISI316 Stainless Steel	300 Bar	3/8" Ports	4.7	£525.00	€ 593.25
HPT25S-AISI316	19.4cc	With Release Handknob and Bellows. AISI316 Stainless Steel	300 Bar	3/8" Ports	4.7	£525.00	€ 593.25
HPT25V-AISI316	19.4cc	With Release Handknob and Pressure Relief Valve. AISI316 Stainless Steel	300 Bar	3/8" Ports	4.7	£525.00	€ 593.25
HPT25VS-AISI316	19.4cc	With Release Handknob and Pressure Relief Valve and Bellows. AISI316 Stainless Steel	300 Bar	3/8" Ports	4.7	£525.00	€ 593.25
HPT25E-AISI316	19.4cc	Without Release Handknob. AISI316 Stainless Steel	300 Bar	3/8" Ports	4.7	£525.00	€ 593.25
HPT25ES-AISI316	19.4cc	Without Release Handknob and with Bellows. AISI316 Stainless Steel	300 Bar	3/8" Ports	4.7	£525.00	€ 593.25
HPT25EV-AISI316	19.4cc	Without Release Handknob and with Pressure Relief Valve. AISI316 Stainless Steel	300 Bar	3/8" Ports	4.7	£525.00	€ 593.25
HPT25EVS-AISI316	19.4cc	Without Release Handknob and with Pressure Relief Valve and Bellows. AISI316 Stainless Steel	300 Bar	3/8" Ports	4.7	£525.00	€ 593.25

STAINLESS STEEL DOUBLE STROKE HANDPUMP FOR A DOUBLE ACTING CYLINDER

www.flowfitonline.com
TECH. DATA SHEET
HDP08




PART NUMBER	DISPLACMENT	DESCRIPTION	MAX PRESSURE	PRESSURE PORT	WEIGHT (KG)	NETT. PRICE	
						£ STERLING	€ EUROS
HPTD25DCCSAISI316	19.4cc	4 Way, 3 Position Closed Centre Without Pressure Relief, Without Bellow. AISI316 Stainless Steel	300 Bar	1/4" BSP	4.7	£547.50	€ 618.68
HPTD25DCCVOUTAIS1316	19.4cc	4 Way, 3 Position Closed Centre With Pressure Relief, Without Bellow. AISI316 Stainless Steel	300 Bar	1/4" BSP	4.7	£547.50	€ 618.68
HPTD25DCCVSOUTAIS1316	19.4cc	4 Way, 3 Position Closed Centre With Pressure Relief, With Bellow. AISI316 Stainless Steel	300 Bar	1/4" BSP	4.7	£547.50	€ 618.68
HPTD25DCCSAISI316	19.4cc	4 Way, 3 Position Closed Centre Without Pressure Relief, With Bellow. AISI316 Stainless Steel	300 Bar	1/4" BSP	4.7	£547.50	€ 618.68

STEEL OIL TANKS FOR HANDPUMPS



www.flowfitonline.com
TECH. DATA SHEET
HDP09



PART NUMBER	CAPICITY LITRES	A (MM)	B (MM)	C (MM)	H (MM)	ACCESSORY	WEIGHT (KG)	NETT. PRICE	
								£ STERLING	€ EUROS
SR01FE	1 Litre	100	150	120	120	Breather Cap	2	£21.55	€ 24.35
SR02FE	2 Litre	100	150	120	180	Breather Cap	2.2	£22.68	€ 25.63
SR03FE	3 Litre	100	150	120	245	Breather Cap	2.5	£27.22	€ 30.76
SR05FE	5 Litre	175	175	195	200	Breather Cap	4.5	£29.48	€ 33.31
SR07FE	7 Litre	175	175	195	269	Breather Cap	5.4	£31.75	€ 35.88
SR10FE	10 Litre	175	175	195	376	Breather Cap	6.8	£40.82	€ 46.13
SR20FE	20 Litre	175	175	195	780	Breather Cap	16	£89.59	€ 101.24

ALUMINIUM OIL TANKS FOR HANDPUMPS

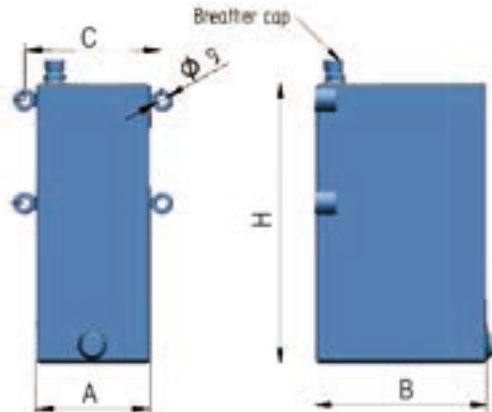
www.flowfitonline.com
TECH. DATA SHEET
HDP10



PART NUMBER	CAPICITY LITRES	A (MM)	B (MM)	C (MM)	H (MM)	ACCESSORY	WEIGHT (KG)	NETT. PRICE	
								£ STERLING	€ EUROS
SR01ALO	1 Litre	132	157	96	145	Breath Cap and Level indicator	1.3	£33.33	€ 37.66
SR02ALO	2 Litre	174	181	180	142	Breath Cap and Level indicator	1.7	£40.83	€ 46.14
SR03ALO	3 Litre	174	181	180	223	Breath Cap and Level indicator	1.9	£43.33	€ 48.96
SR05ALO	5 Litre	174	181	180	303	Breath Cap and Level indicator	2.4	£60.00	€ 67.80

STAINLESS STEEL OIL TANK WITH BREATHER CAP

www.flowfitonline.com
TECH. DATA SHEET
HDP11



PART NUMBER	CAPACITY LITRES	A (MM)	B (MM)	C (MM)	H (MM)	WEIGHT (KG)	NETT. PRICE	
							£ STERLING	€ EUROS
SR01AISI316	1 Litre	100	150	120	120	2	£105.00	€ 118.65
SR02AISI316	2 Litre	100	150	120	180	2.2	£120.00	€ 135.60
SR03AISI316	3 Litre	100	150	120	245	2.5	£135.00	€ 152.55

STRAIGHT LEVERS TO SUIT HYDRAULIC HANDPUMPS

www.flowfitonline.com
TECH. DATA SHEET
HDP12



PART NUMBER	OD OF LEVER MM	LENGTH OF LEVER MM	WEIGHT (KG)	NETT. PRICE	
				£ STERLING	€ EUROS
6800.0004.03.00	25mm	350mm	0.4	£9.00	€ 10.17
LV27X330	27mm	330mm	0.4	£7.88	€ 8.90
LV27X400	27mm	400mm	0.6	£7.88	€ 8.90
LV27X600	27mm	600mm	0.9	£7.88	€ 8.90
LV27X850	27mm	850mm	1.2	£10.97	€ 12.40
LV27X1000	27mm	1000mm	1.5	£13.15	€ 14.86

BENT LEVER TO SUIT HYDRAULIC HANDPUMPS

www.flowfitonline.com
TECH. DATA SHEET
HDP12



PART NUMBER	OD OF LEVER MM	LENGTH OF LEVER MM	WEIGHT (KG)	NETT. PRICE	
				£ STERLING	€ EUROS
LV27X600P	27mm	600mm	0.9	12.40	€ 10.17

STAINLESS STEEL STRAIGHT LEVERS TO SUIT HYDRAULIC HANDPUMPS

www.flowfitonline.com
TECH. DATA SHEET
HDP12

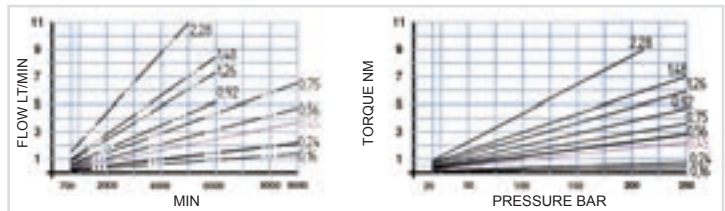



PART NUMBER	OD OF LEVER MM	LENGTH OF LEVER MM	WEIGHT (KG)	NETT. PRICE	
				£ STERLING	€ EUROS
LV27X400AISI316	27mm	400mm	0.6	£30.00	€ 33.90
LV27X600AISI316	27mm	600mm	0.9	£30.00	€ 33.90
LV27X1000AISI316	27mm	1000mm	1.5	£45.00	€ 50.85

ZERO EFFORT SYSTEM FOR 4L SINGLE ACTING CYLINDER



www.flowfitonline.com
TECH. DATA SHEET
HDP13

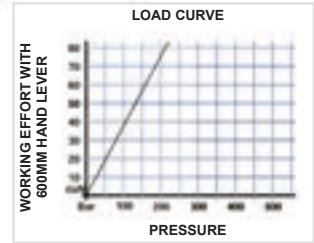
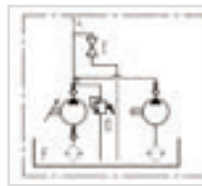
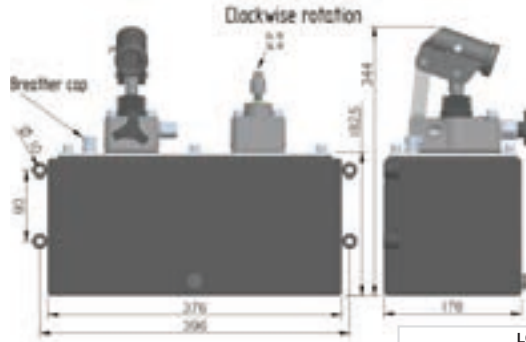


PART NUMBER	SYSTEM TYPE	DESCRIPTION	MAX PRESSURE	TANK SIZE	PORT SIZE	MAX RPM	NETT. PRICE	
							£ STERLING	€ EUROS
ZES-045-SESR-04	Single Acting Cylinder	With 0.45CC Gear Pump	280 Bar	4 Litre	1/4" BSP, 3/8" Pressure Gauge port	9000	£405.00	€ 457.65

OTHER DISPLACEMENTS AVAILABLE PLEASE SPEAK TO A MEMBER OF THE SALES TEAM

ZERO EFFORT SYSTEM FOR 10L SINGLE ACTING CYLINDER

www.flowfitonline.com
TECH. DATA SHEET
HDP14




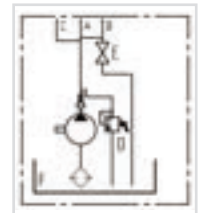
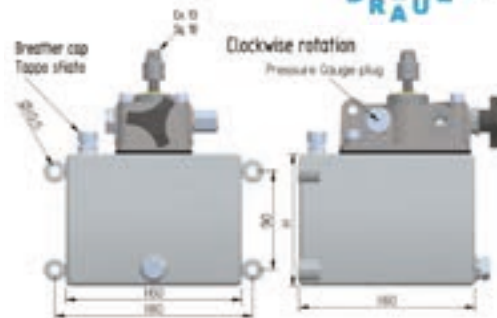
PART NUMBER	SYSTEM TYPE	DESCRIPTION	MAX PRESSURE	TANK SIZE	PORT SIZE	MAX RPM	NETT. PRICE	
							£ STERLING	€ EUROS
ZES-045-SE-25	Single Acting Cylinder	With 0.45cc Gear Pump and 19.5cc Handpump	280 Bar	10 Litre	3/8" BSP	9000	£540.00	€ 610.20

OTHER DISPLACEMENTS AVAILABLE PLEASE SPEAK TO A MEMBER OF THE SALES TEAM

ZERO EFFORT SYSTEM FOR 4L DOUBLE ACTING CYLINDER



www.flowfitonline.com
TECH. DATA SHEET
HDP15

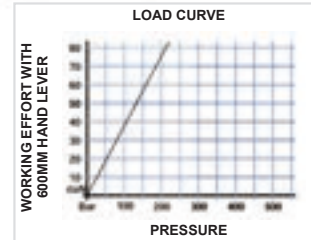
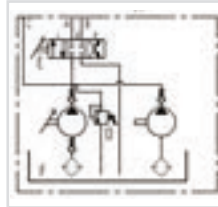
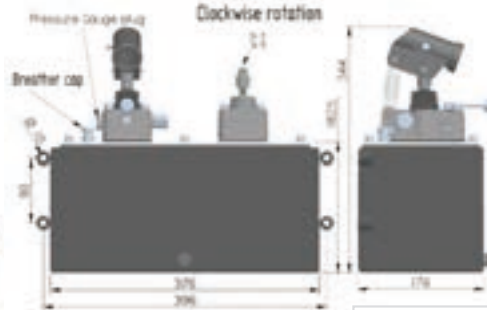


PART NUMBER	SYSTEM TYPE	DESCRIPTION	MAX PRESSURE	TANK SIZE	PORT SIZE	MAX RPM	NETT. PRICE	
							£ STERLING	€ EUROS
ZES-045-DESR-04	Double Acting Cylinder	With 0.45CC Gear Pump	280 Bar	4 Litre	1/4" BSP, 3/8" Pressure Gauge port	9000	£405.00	€ 457.65

OTHER DISPLACEMENTS AVAILABLE PLEASE SPEAK TO A MEMBER OF THE SALES TEAM

ZERO EFFORT SYSTEM FOR 10L DOUBLE ACTING CYLINDER

www.flowfitonline.com
TECH. DATA SHEET
HDP16



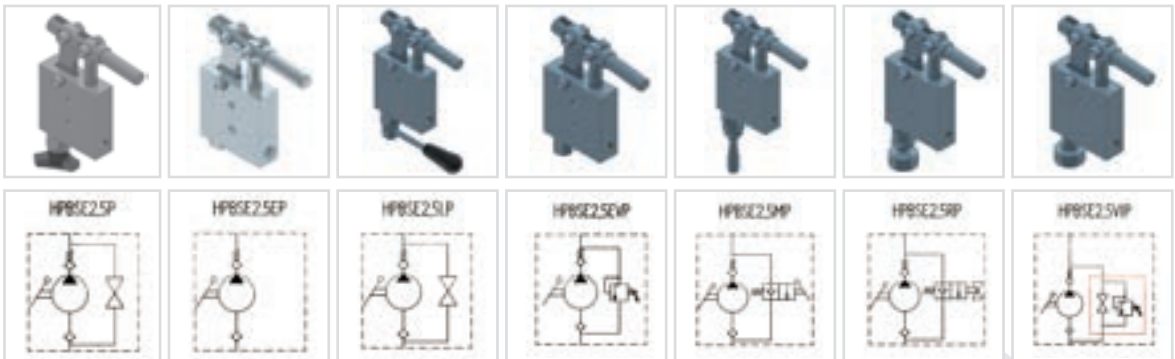
PART NUMBER	SYSTEM TYPE	DESCRIPTION	MAX PRESSURE	TANK SIZE	PORT SIZE	MAX RPM	NETT. PRICE	
							£ STERLING	€ EUROS
ZES-045-DE-25	Double Acting Cylinder	With 0.45cc Gear Pump and 19.5cc Handpump	280 Bar	10 Litre	1/4" BSP, 3/8" Pressure Gauge port	9000	£540.00	€ 610.20

OTHER DISPLACEMENTS AVAILABLE PLEASE SPEAK TO A MEMBER OF THE SALES TEAM

HYDRAULIC SINGLE STROKE INLINE HANDPUMP FOR SINGLE ACTING CYLINDER WITH ACTIONING LEVER



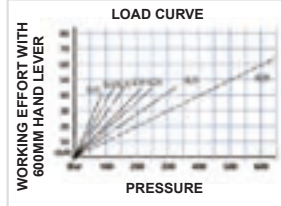

www.flowfitonline.com
TECH. DATA SHEET
HDP17



PART NUMBER	DISPLACEMENT	DESCRIPTION	MAX PRESSURE	PRESSURE PORT	SUCTION PORT	WEIGHT (KG)	NETT. PRICE	
							£ STERLING	€ EUROS
HPBSE25P	2.5cc	With Release Handknob	200 Bar	1/4" BSP	1/4" BSP	2.5	£96.00	€ 108.48
HPBSE25EP	2.5cc	Without Release Handknob	200 Bar	1/4" BSP	1/4" BSP	2.5	£96.00	€ 108.48
HPBSE25LP	2.5cc	With Release Lever	200 Bar	1/4" BSP	1/4" BSP	2.5	£103.00	€ 116.39
HPBSE25EVP	2.5cc	With Pressure Relief Valve	200 Bar	1/4" BSP	1/4" BSP	2.5	£103.00	€ 116.39
HPBSE25MP	2.5cc	With Release Manipulator	200 Bar	1/4" BSP	1/4" BSP	2.5	£113.00	€ 127.69
HPBSE25RP	2.5cc	With Release Handknob With Automatic Return	200 Bar	1/4" BSP	1/4" BSP	2.5	£113.00	€ 127.69
HPBSE25VIP	2.5cc	With Pressure Relief Valve Inside Release Handknob	200 Bar	1/4" BSP	1/4" BSP	2.5	£113.00	€ 127.69

GL HYDRAULIC DOUBLE STROKE MOUNTED HANDPUMP FOR A SINGLE ACTING CYLINDER

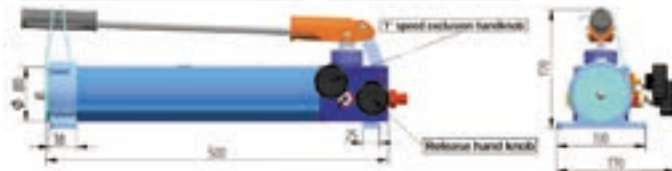
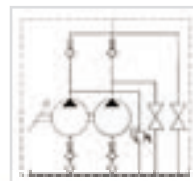
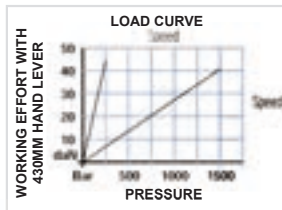
www.flowfitonline.com
TECH. DATA SHEET
HDP18



PART NUMBER	DISPLACMENT	DESCRIPTION	MAX PRESSURE	PRESSURE PORT	SUCTION PORT	WEIGHT (KG)	NETT. PRICE	
							£ STERLING	€ EUROS
GL20	18cc	Without release Handknob, mount in any position	650 Bar	3/8" BSP	1/2" BSP	5.3	£152.00	€ 171.76
GL25	29cc	Without release Handknob, mount in any position	320 Bar	3/8" BSP	1/2" BSP	5.5	£152.00	€ 171.76
GL28	36cc	Without release Handknob, mount in any position	250 Bar	3/8" BSP	1/2" BSP	5.7	£152.00	€ 171.76
GL30	42cc	Without release Handknob, mount in any position	220 Bar	3/8" BSP	1/2" BSP	5.9	£152.00	€ 171.76
GL35	57cc	Without release Handknob, mount in any position	160 Bar	3/8" BSP	1/2" BSP	6.1	£152.00	€ 171.76
GL40	87cc	Without release Handknob, mount in any position	120 Bar	3/8" BSP	1/2" BSP	6.3	£172.00	€ 194.36
GL45	111cc	Without release Handknob, mount in any position	90 Bar	3/8" BSP	1/2" BSP	6.5	£172.00	€ 194.36

HYDRAULIC TWO SPEED SINGLE STROKE HANDPUMP FOR SINGLE ACTING CYLINDER

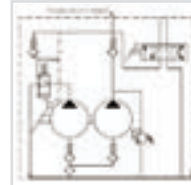
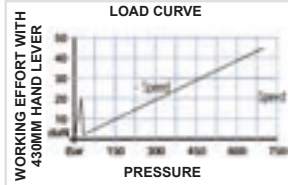
www.flowfitonline.com
TECH. DATA SHEET
HDP19



PART NUMBER	SPEED	DISPLACMENT	MAX PRESSURE	TANK SIZE	PORT SIZE	WEIGHT (KG)	NETT. PRICE	
							£ STERLING	€ EUROS
GL2P-Q150	1 Speed	17cc	100 Bar	1.5 Litre	3/8" BSP	10	£540.00	€ 610.20
	2 Speed	1cc	1500 Bar					

HYDRAULIC TWO SPEED SINGLE STROKE HANDPUMP FOR DOUBLE ACTING CYLINDER


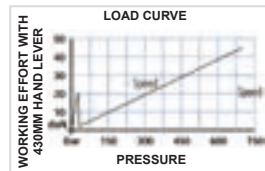
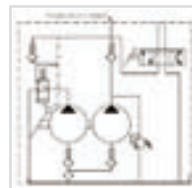
www.flowfitonline.com
TECH. DATA SHEET
HDP20



PART NUMBER	SPEED	DISPLACMENT	MAX PRESSURE	TANK SIZE	PORT SIZE	WEIGHT (KG)	NETT. PRICE	
							£ STERLING	€ EUROS
GL2P-Q4VN	1 Speed	17cc	-25 Bar	1.5 Litre	3/8" BSP	10	£540.00	€ 610.20
	2 Speed	2.5	700 Bar					

DOUBLE STROKE HANDPUMP FOR A DOUBLE ACTING CYLINDER WITH RELIEF VALVE, COMPLETE WITH OIL TANK AND LEVER

www.flowfitonline.com
TECH. DATA SHEET
HDP21



PART NUMBER	DISPLACMENT	DESCRIPTION	MAX PRESSURE	TANK SIZE	PORT SIZE	WEIGHT (KG)	NETT. PRICE	
							£ STERLING	€ EUROS
GL290-17-DV-S2	11cc	Includes Pressure Relief Valve, Flow Diverter and Filler Plug	380 Bar	2 Litre	1/4" BSP	6	£478.00	€ 540.14
GL290-20-DV-S2	20cc	Includes Pressure Relief Valve, Flow Diverter and Filler Plug	280 Bar	2 Litre	1/4" BSP	6.1	£478.00	€ 540.14
GL290-25-DV-S2	25cc	Includes Pressure Relief Valve, Flow Diverter and Filler Plug	180 Bar	2 Litre	1/4" BSP	6.2	£478.00	€ 540.14
GL290-28-DV-S2	32cc	Includes Pressure Relief Valve, Flow Diverter and Filler Plug	150 Bar	2 Litre	1/4" BSP	6.3	£478.00	€ 540.14
GL290-35-DV-S2	50cc	Includes Pressure Relief Valve, Flow Diverter and Filler Plug	100 Bar	2 Litre	1/4" BSP	6.4	£478.00	€ 540.14
GL290-17-DV-S4	11cc	Includes Pressure Relief Valve, Flow Diverter and Filler Plug	380 Bar	4 Litre	1/4" BSP	6.2	£520.00	€ 587.60
GL290-20-DV-S4	20cc	Includes Pressure Relief Valve, Flow Diverter and Filler Plug	280 Bar	4 Litre	1/4" BSP	6.3	£520.00	€ 587.60
GL290-25-DV-S4	25cc	Includes Pressure Relief Valve, Flow Diverter and Filler Plug	180 Bar	4 Litre	1/4" BSP	6.5	£520.00	€ 587.60
GL290-28-DV-S4	32cc	Includes Pressure Relief Valve, Flow Diverter and Filler Plug	150 Bar	4 Litre	1/4" BSP	6.7	£520.00	€ 587.60
GL290-35-DV-S4	50cc	Includes Pressure Relief Valve, Flow Diverter and Filler Plug	100 Bar	4 Litre	1/4" BSP	6.9	£520.00	€ 587.60

FLOWFIT


VIDEO TUTORIALS

Hi, I'm Wayne
the Technical Manager for Flowfit.

I will be producing video Tutorials to aid our customers with anything from trouble shooting, purchasing the correct product or simply on how things are done!

Please see our Flowfit YouTube channel.

If you have any comments, suggestions or requests for this or future productions we would gladly welcome them.



SINGLE ACTING HANDPUMP ASSEMBLIES

PRODUCT	PAGE
6CM3 SINGLE ACTING HANDPUMP	284
12CM3 SINGLE ACTING HANDPUMP	284
25CM3 SINGLE ACTING HANDPUMP	285
45CM3 SINGLE ACTING HANDPUMP	285



QUALITY PRODUCTS



FREE ADVICE



6cm³ SINGLE ACTING HANDPUMP

www.flowfitonline.com
TECH. DATA SHEET
SAHA1



1 Litre Tank



2 Litre Tank



3 Litre Tank



5 Litre Tank



7 Litre Tank



10 Litre Tank

All hand pumps are fully interchangeable with other leading Italian manufacturers and are supplied with rubber protection for the piston, pressure relief valve, check valve to lock a single acting cylinder and release knob.

Displacements, tank size and pressures as shown in the table below.



PART NO.	DISPLACEMENT CM ³	TANK SIZE LITRES	MAX WORKING PRESSURE BAR	MAX PRESSURE BAR	NETT. PRICE	
					£ STERLING	€ EUROS
ZZ000936	6	1	450	500	£80.51	€ 90.98
ZZ000937	6	2	450	500	£81.65	€ 92.26
ZZ000938	6	3	450	500	£86.18	€ 97.38
ZZ000939	6	5	450	500	£88.45	€ 99.95
ZZ000940	6	7	450	500	£90.72	€ 102.51
ZZ000941	6	10	450	500	£99.79	€ 112.76
ZZ006516	6	20	450	500	£243.62	€ 275.29

12cm³ SINGLE ACTING HANDPUMP

www.flowfitonline.com
TECH. DATA SHEET
SAHA2



1 Litre Tank



2 Litre Tank



3 Litre Tank



5 Litre Tank



7 Litre Tank



10 Litre Tank

All hand pumps are fully interchangeable with other leading Italian manufacturers and are supplied with rubber protection for the piston, pressure relief valve, check valve to lock a single acting cylinder and release knob.

Displacements, tank size and pressures as shown in the table below.



PART NO.	DISPLACEMENT CM ³	TANK SIZE LITRES	MAX WORKING PRESSURE BAR	MAX PRESSURE BAR	NETT. PRICE	
					£ STERLING	€ EUROS
ZZ000942	12	1	320	380	£80.51	€ 90.98
ZZ000943	12	2	320	380	£81.65	€ 92.26
ZZ000944	12	3	320	380	£86.18	€ 97.38
ZZ000945	12	5	320	380	£88.45	€ 99.95
ZZ000946	12	7	320	380	£90.72	€ 102.51
ZZ000947	12	10	320	380	£99.79	€ 112.76
ZZ006517	12	20	320	380	£243.62	€ 275.29

25cm³ SINGLE ACTING HANDPUMP

www.flowfitonline.com
TECH. DATA SHEET
SAHA3



All hand pumps are fully interchangeable with other leading Italian manufacturers and are supplied with rubber protection for the piston, pressure relief valve, check valve to lock a single acting cylinder and release knob.

Displacements, tank size and pressures as shown in the table below.



PART NO.	DISPLACEMENT CM ³	TANK SIZE LITRES	MAX WORKING PRESSURE BAR	MAX PRESSURE BAR	NETT. PRICE	
					£ STERLING	€ EUROS
ZZ000948	25	1	280	350	£80.51	€ 90.98
ZZ000949	25	2	280	350	£81.65	€ 92.26
ZZ000950	25	3	280	350	£86.18	€ 97.38
ZZ000951	25	5	280	350	£88.45	€ 99.95
ZZ000952	25	7	280	350	£90.72	€ 102.51
ZZ000953	25	10	280	350	£99.79	€ 112.76
ZZ006518	25	20	280	350	£245.79	€ 277.74

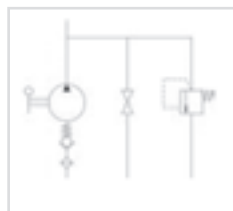
45cm³ SINGLE ACTING HANDPUMP

www.flowfitonline.com
TECH. DATA SHEET
SAHA4



All hand pumps are fully interchangeable with other leading Italian manufacturers and are supplied with rubber protection for the piston, pressure relief valve, check valve to lock a single acting cylinder and release knob.

Displacements, tank size and pressures as shown in the table below.



PART NO.	DISPLACEMENT CM ³	TANK SIZE LITRES	MAX WORKING PRESSURE BAR	MAX PRESSURE BAR	NETT. PRICE	
					£ STERLING	€ EUROS
ZZ000954	45	1	220	280	£83.92	€ 94.83
ZZ000955	45	2	220	280	£85.05	€ 96.11
ZZ000956	45	3	220	280	£89.59	€ 101.24
ZZ000957	45	5	220	280	£91.85	€ 103.79
ZZ000958	45	7	220	280	£94.12	€ 106.36
ZZ000959	45	10	220	280	£103.19	€ 116.60
ZZ006519	45	20	220	280	£247.22	€ 279.36

DOUBLE ACTING HANDPUMP ASSEMBLIES

PRODUCT	PAGE
6CM3 DOUBLE ACTING HANDPUMP	287
12CM3 DOUBLE ACTING HANDPUMP	287
25CM3 DOUBLE ACTING HANDPUMP	288
45CM3 DOUBLE ACTING HANDPUMP	288



QUALITY PRODUCTS



FREE ADVICE



6cm³ DOUBLE ACTING HANDPUMP

www.flowfitonline.com
TECH. DATA SHEET
DAHA1



1 Litre Tank



2 Litre Tank



3 Litre Tank



5 Litre Tank



7 Litre Tank

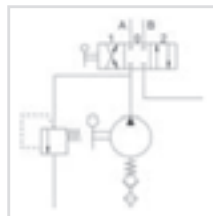


10 Litre Tank

All hand pumps are fully interchangeable with other leading Italian manufacturers.

Supplied with rubber protection for the piston, pressure relief valve and 4/3 flow divider closed centre.

Displacements, tank size and pressures as shown in the table below.



PART NO.	DISPLACEMENT CM ³	TANK SIZE LITRES	MAX WORKING PRESSURE BAR	MAX PRESSURE BAR	NETT. PRICE	
					£ STERLING	€ EUROS
ZZ000960	6	1	450	500	£85.05	€ 96.11
ZZ000961	6	2	450	500	£86.18	€ 97.38
ZZ000962	6	3	450	500	£90.72	€ 102.51
ZZ000963	6	5	450	500	£92.99	€ 105.08
ZZ000964	6	7	450	500	£95.26	€ 107.64
ZZ000965	6	10	450	500	£104.33	€ 117.89
ZZ006512	6	20	450	500	£256.61	€ 289.97

12cm³ DOUBLE ACTING HANDPUMP

www.flowfitonline.com
TECH. DATA SHEET
DAHA2



1 Litre Tank



2 Litre Tank



3 Litre Tank



5 Litre Tank



7 Litre Tank

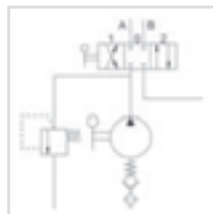


10 Litre Tank

All hand pumps are fully interchangeable with other leading Italian manufacturers.

Supplied with rubber protection for the piston, pressure relief valve and 4/3 flow divider closed centre.

Displacements, tank size and pressures as shown in the table below.



PART NO.	DISPLACEMENT CM ³	TANK SIZE LITRES	MAX WORKING PRESSURE BAR	MAX PRESSURE BAR	NETT. PRICE	
					£ STERLING	€ EUROS
ZZ000966	12	1	320	380	£85.05	€ 96.11
ZZ000967	12	2	320	380	£86.18	€ 97.38
ZZ000968	12	3	320	380	£90.72	€ 102.51
ZZ000969	12	5	320	380	£92.99	€ 105.08
ZZ000970	12	7	320	380	£95.26	€ 107.64
ZZ000971	12	10	320	380	£104.33	€ 117.89
ZZ006513	12	20	320	380	£256.61	€ 289.97

25cm³ DOUBLE ACTING HANDPUMP

www.flowfitonline.com
TECH. DATA SHEET
DAHA3



1 Litre Tank



2 Litre Tank



3 Litre Tank



5 Litre Tank



7 Litre Tank

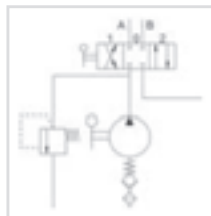


10 Litre Tank

All hand pumps are fully interchangeable with other leading Italian manufacturers.

Supplied with rubber protection for the piston, pressure relief valve and 4/3 flow divider closed centre.

Displacements, tank size and pressures as shown in the table below.



PART NO.	DISPLACEMENT CM ³	TANK SIZE LITRES	MAX WORKING PRESSURE BAR	MAX PRESSURE BAR	NETT. PRICE	
					£ STERLING	€ EUROS
ZZ000972	25	1	280	350	£85.05	€ 96.11
ZZ000973	25	2	280	350	£86.18	€ 97.38
ZZ000974	25	3	280	350	£90.72	€ 102.51
ZZ000975	25	5	280	350	£92.99	€ 105.08
ZZ000976	25	7	280	350	£95.26	€ 107.64
ZZ000977	25	10	280	350	£104.33	€ 117.89
ZZ006514	25	20	280	350	£255.96	€ 289.23

45cm³ DOUBLE ACTING HANDPUMP

www.flowfitonline.com
TECH. DATA SHEET
DAHA4



1 Litre Tank



2 Litre Tank



3 Litre Tank



5 Litre Tank



7 Litre Tank

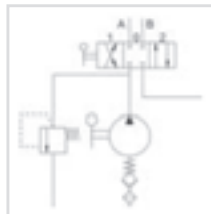


10 Litre Tank

All hand pumps are fully interchangeable with other leading Italian manufacturers.

Supplied with rubber protection for the piston, pressure relief valve and 4/3 flow divider closed centre.

Displacements, tank size and pressures as shown in the table below.



PART NO.	DISPLACEMENT CM ³	TANK SIZE LITRES	MAX WORKING PRESSURE BAR	MAX PRESSURE BAR	NETT. PRICE	
					£ STERLING	€ EUROS
ZZ000978	45	1	220	280	£88.45	€ 99.95
ZZ000979	45	2	220	280	£89.59	€ 101.24
ZZ000980	45	3	220	280	£94.12	€ 106.36
ZZ000981	45	5	220	280	£96.39	€ 108.92
ZZ000982	45	7	220	280	£98.66	€ 111.49
ZZ000983	45	10	220	280	£107.73	€ 121.73
ZZ006515	45	20	220	280	£259.49	€ 293.22

HANDPUMP AND POWERPACK TRAILER KITS

PRODUCT	PAGE
SINGLE ACTING HANDPUMP AND CYLINDER KITS	290
DOUBLE ACTING HANDPUMP AND CYLINDER KITS	290
12VDC SINGLE ACTING HYDRAULIC TRAILER KITS	291
24VDC SINGLE ACTING HYDRAULIC TRAILER KITS	291



QUALITY PRODUCTS



FREE ADVICE



SINGLE ACTING HANDPUMP AND CYLINDER KITS



These all in one single acting hydraulic trailer kits consists of the following, easy to assemble, components which will allow you to lift the weight and distance as shown against the part number.

Single acting handpump complete with tank and lever, single acting hydraulic cylinder, 3 metres of hose and all required adaptors and washers.

Please note all lifting figures are based on a straight vertical lift.

www.flowfitonline.com
TECH. DATA SHEET
HPTK01

PART NO.	HANDPUMP DISPLACEMENT CM ³	TANK SIZE LITRES	LEVER MM	CYLINDER STROKE MM	LIFT TONNES	MAX PRESSURE BAR	HYDRAULIC HOSE METRES	NETT. PRICE	
								£ STERLING	€ EUROS
ZZ000778	25	1	600	400	2.5	200	3	£140.62	€ 158.90
ZZ000779	25	1	600	600	2.5	200	3	£150.82	€ 170.43
ZZ000780	25	2	600	700	2.5	200	3	£154.22	€ 174.27
ZZ000781	25	2	600	400	3.9	200	3	£224.53	€ 253.72
ZZ000782	25	2	600	600	3.9	200	3	£164.43	€ 185.81
ZZ000783	25	3	600	700	3.9	200	3	£166.70	€ 188.37
ZZ000784	25	2	600	400	5.6	200	3	£187.11	€ 211.43
ZZ000785	25	3	600	600	5.6	200	3	£189.38	€ 214.00
ZZ000786	25	3	600	700	5.6	200	3	£193.91	€ 219.12
ZZ000787	25	3	600	400	7.7	200	3	£168.97	€ 190.94
ZZ000788	25	3	600	600	7.7	200	3	£182.57	€ 206.30
ZZ000789	25	5	600	700	7.7	200	3	£197.32	€ 222.97
ZZ000790	25	3	600	400	10	200	3	£179.17	€ 202.46
ZZ000791	25	5	600	600	10	200	3	£193.91	€ 219.12
ZZ000792	25	5	600	700	10	200	3	£207.52	€ 234.50

DOUBLE ACTING HANDPUMP AND CYLINDER KITS



These all in one double acting hydraulic trailer kits consists of the following, easy to assemble, components which will allow you to lift the weight and distance as shown against the part number.

Double Acting handpump complete with tank and lever, double acting hydraulic cylinder, 2 off 3 metres of hose and all required adaptors and washers.

Please note all lifting figures are based on a straight vertical lift

www.flowfitonline.com
TECH. DATA SHEET
HPTK02

PART NO.	HANDPUMP DISPLACEMENT CM ³	TANK SIZE LITRES	LEVER MM	CYLINDER STROKE MM	LIFT TONNES	MAX PRESSURE BAR	HYDRAULIC HOSE METRES	NETT. PRICE	
								£ STERLING	€ EUROS
ZZ000804	25	1	600	400	2.5	200	3m x 2	£170.10	€ 192.21
ZZ000805	25	1	600	600	2.5	200	3m x 2	£175.77	€ 198.62
ZZ000806	25	2	600	700	2.5	200	3m x 2	£179.17	€ 202.46
ZZ000807	25	2	600	400	3.9	200	3m x 2	£178.04	€ 201.19
ZZ000808	25	2	600	600	3.9	200	3m x 2	£180.31	€ 203.75
ZZ000809	25	3	600	700	3.9	200	3m x 2	£191.65	€ 216.56
ZZ000810	25	2	400	400	5.6	200	3m x 2	£183.71	€ 207.59
ZZ000811	25	2	600	600	5.6	200	3m x 2	£221.13	€ 249.88
ZZ000812	25	3	600	700	5.6	200	3m x 2	£248.35	€ 280.64
ZZ000813	25	2	600	400	7.7	200	3m x 2	£195.05	€ 220.41
ZZ000814	25	3	600	600	7.7	200	3m x 2	£205.25	€ 231.93
ZZ000815	25	3	600	700	7.7	200	3m x 2	£218.86	€ 247.31
ZZ000816	25	3	600	400	10	200	3m x 2	£202.99	€ 229.38
ZZ000817	25	5	600	600	10	200	3m x 2	£217.73	€ 246.03
ZZ000818	25	5	600	700	10	200	3m x 2	£231.34	€ 261.41

12VDC SINGLE ACTING HYDRAULIC TRAILER KITS



These all in one single acting 12 vdc hydraulic trailer kits consists of the following, easy to assemble, components which will allow you to lift the weight and distance as shown against the part number.

12vdc Single acting hydraulic power pack with 2 button pendant and 4.5 litre tank, single acting hydraulic cylinder, 3 metres of hose and all required adaptors and washers.

Please note all lifting figures are based on a straight vertical lift

www.flowfitonline.com
TECH. DATA SHEET
HPTK03

PART NO.	FLOW L/MIN	WORKING PRESSURE/BAR	VOLTAGE	CYLINDER STROKE MM	LIFT TONNES	HYDRAULIC HOSE METRES	NETT. PRICE	
							£ STERLING	€ EUROS
ZZ000722	4	220	12VDC	400	2.5	3	£257.48	€ 290.96
ZZ000723	4	220	12VDC	600	2.5	3	£272.09	€ 307.46
ZZ000724	4	220	12VDC	700	2.5	3	£268.85	€ 303.80
ZZ000727	4	220	12VDC	400	3.9	3	£266.31	€ 300.94
ZZ000728	4	220	12VDC	600	3.9	3	£270.11	€ 305.22
ZZ000729	4	220	12VDC	700	3.9	3	£278.94	€ 315.20
ZZ000730	4	220	12VDC	400	5.6	3	£275.15	€ 310.92
ZZ000731	4	220	12VDC	600	5.6	3	£282.72	€ 319.48
ZZ000732	4	220	12VDC	700	5.6	3	£296.32	€ 334.84
ZZ000733	4	220	12VDC	400	7.7	3	£286.51	€ 323.75
ZZ000734	4	220	12VDC	600	7.7	3	£313.51	€ 354.26
ZZ000735	4	220	12VDC	700	7.7	3	£305.44	€ 345.15
ZZ000736	4	220	12VDC	400	10	3	£297.87	€ 336.59
ZZ000737	4	220	12VDC	600	10	3	£310.48	€ 350.85
ZZ000738	4	220	12VDC	700	10	3	£324.38	€ 366.55

24VDC SINGLE ACTING HYDRAULIC TRAILER KITS



These all in one single acting 24 vdc hydraulic trailer kits consists of the following, easy to assemble, components which will allow you to lift the weight and distance as shown against the part number.

24vdc Single acting hydraulic power pack with 2 button pendant and 4.5 litre tank, single acting hydraulic cylinder, 3 metres of hose and all required adaptors and washers.

Please note all lifting figures are based on a straight vertical lift

www.flowfitonline.com
TECH. DATA SHEET
HPTK04

PART NO.	FLOW L/MIN	WORKING PRESSURE/BAR	VOLTAGE	CYLINDER STROKE MM	LIFT TONNES	HYDRAULIC HOSE METRES	NETT. PRICE	
							£ STERLING	€ EUROS
ZZ000741	4	220	24VDC	400	2.5	3	£257.47	€ 290.95
ZZ000742	4	220	24VDC	600	2.5	3	£265.05	€ 299.51
ZZ000743	4	220	24VDC	700	2.5	3	£266.31	€ 300.94
ZZ000744	4	220	24VDC	400	3.9	3	£262.53	€ 296.66
ZZ000747	4	220	24VDC	600	3.9	3	£267.58	€ 302.36
ZZ000748	4	220	24VDC	700	3.9	3	£275.15	€ 310.92
ZZ000749	4	220	24VDC	400	5.6	3	£306.70	€ 346.57
ZZ000750	4	220	24VDC	600	5.6	3	£315.54	€ 356.56
ZZ000751	4	220	24VDC	700	5.6	3	£326.89	€ 369.39
ZZ000752	4	220	24VDC	400	7.7	3	£284.00	€ 320.91
ZZ000753	4	220	24VDC	600	7.7	3	£295.35	€ 333.74
ZZ000754	4	220	24VDC	700	7.7	3	£302.92	€ 342.30
ZZ000755	4	220	24VDC	400	10	3	£295.35	€ 333.74
ZZ000756	4	220	24VDC	600	10	3	£308.04	€ 348.08
ZZ000757	4	220	24VDC	700	10	3	£321.85	€ 363.69

FLOWFIT®

**MANUFACTURERS AND SUPPLIERS
OF HYDRAULIC COMPONENTS**

**WE CAN OFFER MOST OF
OUR PRODUCT RANGES IN
STAINLESS
STEEL**

**PLEASE SPEAK TO A MEMBER
OF OUR TECHNICAL SALES TEAM
FOR MORE INFORMATION.**



Visit

www.flowfitonline.com



HYDRAULIC CYLINDERS

FLOWFIT

HYDRAULIC CYLINDERS

PRODUCT	PAGE
SINGLE ACTING STANDARD CYLINDERS [SERIES 600]	296
DOUBLE ACTING STANDARD CYLINDERS [SERIES 700]	298
DOUBLE ACTING STANDARD CYLINDERS [SERIES 1000]	302
TURN-OVER PLOUGH CYLINDER	304
HYDRAULIC TOP LINK	305
HYDRAULIC TOP LINK-AUTOMATIC HITCH	306
HYDRAULIC TOP LINK-AUTOMATIC HITCH	307
PNEUMATIC-RELEASE CYLINDER	307
FOLDING HYDRAULIC CRUTCH	308
MACHINED TUBE	312
MACHINED ROD	313
HEADBUSH + SEALS	315
PISTON + SEALS	315
DRILLED BOTTOM	315
PLAIN BOTTOM	316
BUSH	316
SCREWED BALL-Ø INT END	316
WELDED BALL-Ø INT END (TAC)	317
WELDED BALL-Ø INT END (TPN)	317
SCREWED YOKE	317
WELDED YOKE	318
COMPLETE SEAL KIT	318
OIL-PORT	318
PLASTIC CAP	318



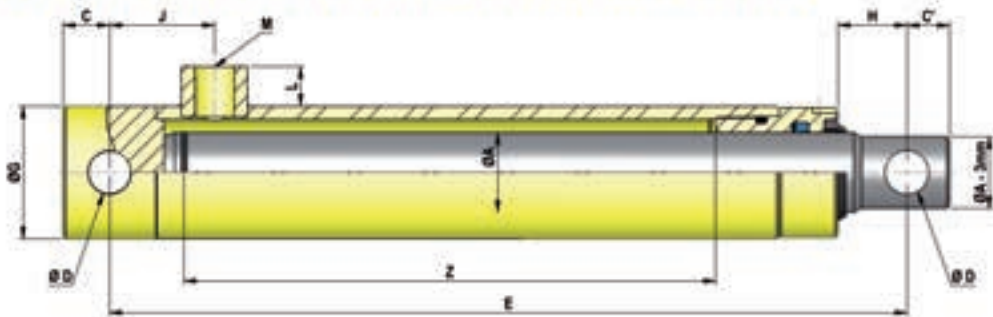




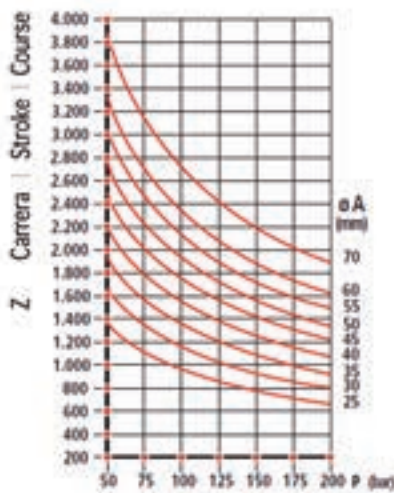
SINGLE ACTING STANDARD CYLINDERS [SERIES 600]

Diseño para cilindros ØA de 25 a 40

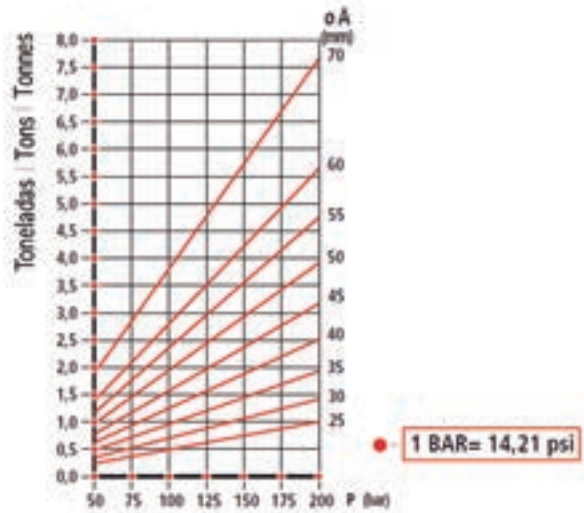
Design for cylinders ØA from 25 to 40 / Conception vérins ØA de 25 à 40



Pandeo / Buckling / Flambage

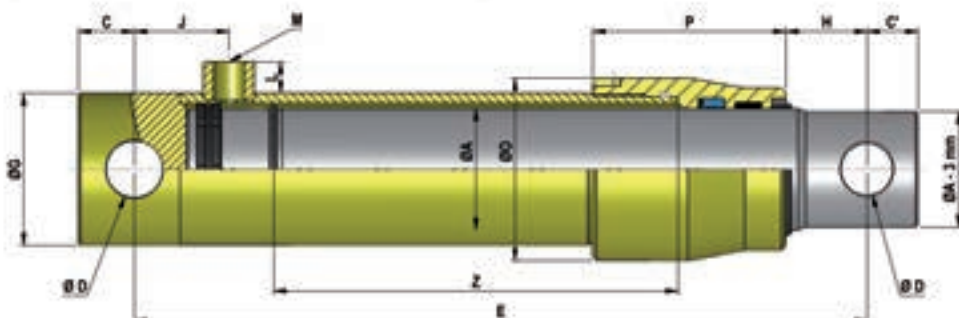


Fuerza de empuje / Upward thrust / Force de poussée



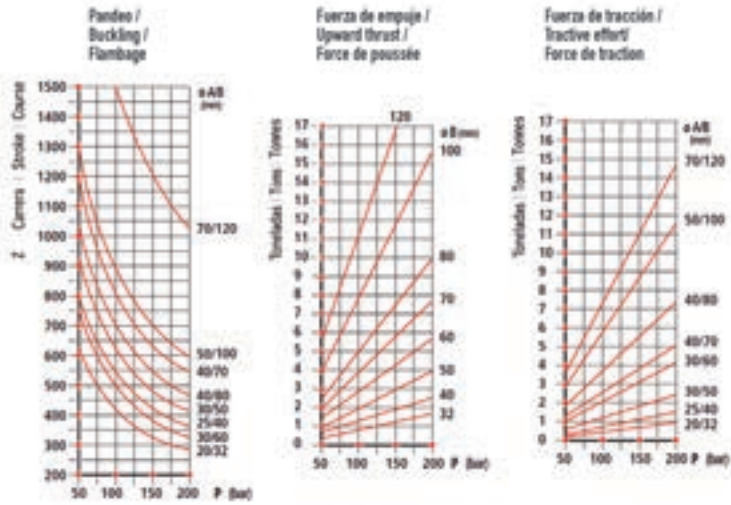
Diseño para cilindros ØA de 45 a 70

Design for cylinders ØA from 45 to 70 / Conception vérins ØA de 45 à 70



REF.	ø A	STROKE	E	C/C	D	G	H	J	O	P	L	M BSP	Vol. (L)	Seal Kit	Weight (KG)	NETT. PRICE	
																£ STERLING	€ EUROS
625/10		100	190										0,08		1,5	£107.10	€ 121.02
625/20	25	200	290	14/14	14,2	40	24	40			9,5	1/4	0,16	ø 25	2,3	£111.96	€ 126.51
625/30		300	390										0,24		3	£119.00	€ 134.47
630/2		200	300										0,25		3,6	£122.86	€ 138.83
"630/3		300	400										0,38		4,7	£131.68	€ 148.80
630/4"	30	400	500	17,5 /16	16,2	50	26	42			15	3/8	0,5	ø 30	6"	£140.28	€ 158.52
630/5		550	650										0,69		7,6	£159.84	€ 180.62
630/7		700	800										0,88		9,4	£172.71	€ 195.16
635/2		200	330										0,32		4,7	£167.28	€ 189.03
635/3		300	430										0,48		6,1	£179.06	€ 202.34
635/4	35	400	530	22/20	20,25	55	32	47			15	3/8	0,64	ø 35	7,5	£166.15	€ 187.75
635/5		550	680										0,87		9,6	£206.41	€ 233.24
635/7		700	830										1,11		11,7	£243.19	€ 274.80
640/2		200	330										0,39		6	£145.84	€ 164.80
640/3		300	430										0,59		7,6	£158.28	€ 178.86
640/4	40	400	530	22/22	23	60	32	47			15	3/8	0,79	ø 40	9,3	£174.53	€ 197.22
640/5		550	680										1,08		11,7	£199.43	€ 225.36
640/7		700	830										1,37		14,2	£224.28	€ 253.44
645/2		200	330										0,39		7	£182.28	€ 205.98
645/3		300	430										0,59		8,9	£196.34	€ 221.86
645/4	45	400	530	22/22	23	60	34	47	70	77	15	3/8	0,79	ø 45	10,9	£215.05	€ 243.01
645/5		550	680										1,08		13,7	£236.31	€ 267.03
645/7		700	830										1,37		16,7	£292.88	€ 330.95
650/2		200	360										0,48		8,9	£217.53	€ 245.81
650/3		300	460										0,71		11,2	£216.75	€ 244.93
650/4	50	400	560	25/25	25,25	65	49	50	75	80	15	3/8	0,95	ø 50	13,5	£243.95	€ 275.66
650/5		550	710										1,31		16,8	£269.60	€ 304.65
650/7		700	860										1,66		20,4	£291.08	€ 328.92
655/3		300	460										0,85		13,6	£271.58	€ 306.89
655/5	55	550	710	22/25	25,25	70	41	50	85	95	15	3/8	1,56	ø 55	20,1	£330.04	€ 372.95
655/7		700	860										1,98		24,2	£369.44	€ 417.47
660/2		200	360										0,66		12,6	£296.27	€ 334.79
660/3		300	460										1		15,7	£288.73	€ 326.26
660/4	60	400	560	25/25	25,25	75	36	50	90	95	15	3/8	1,33	ø 60	18,7	£315.53	€ 356.55
660/5		550	710										1,83		23,3	£347.89	€ 393.12
660/7		700	860										2,32		28,4	£415.18	€ 469.15
670/3		300	495										1,33		25,1	£485.14	€ 548.21
670/4	70	400	595	28/28	30,5	90	50	58	108	110	17	1/2	1,77	ø 70	29,6	£543.79	€ 614.48
670/5		550	745										2,43		36,5	£601.87	€ 680.11
670/7		700	895										3,09		43,4	£681.86	€ 770.50

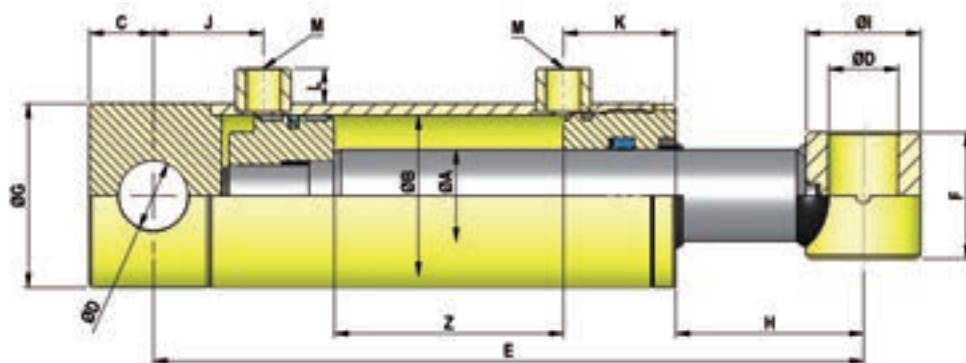
DOUBLE ACTING STANDARD CYLINDERS [SERIES 700]



REF.	ø A	ø B	STROKE	E	C	D	F	G	H	I	J	K	L	M BSP	Vol. (L)	Seal Kit	Weight (KG)	NETT. PRICE	
																		£ STERLING	€ EUROS
700/05	20	32	50	205	16	16,2	35	40	28	30	47	35	9,5	1/4	0,04	J ON	1,7	£50.64	€57.22
700/10			100	255											2,0		£52.29	€59.09	
700/15			150	305											0,12		2,3	£53.82	€60.82
700/20			200	355											0,16		2,6	£57.34	€64.79
700/250			250	405											0,20		2,9	£58.76	€66.40
700/30			300	455											0,24		3,2	£60.36	€68.21
700/350			350	505											0,28		3,4	£63.58	€71.85
700/400			400	555											0,32		3,6	£65.62	€74.15
700/500			500	655											0,40		4,2	£68.39	€77.28
700/600			600	755											0,48		4,8	£90.13	€101.85
700/700			700	855											0,56		5,3	£98.23	€111.00
700/800			800	955											0,64		6,2	£102.53	€115.86
700/900			900	1055											0,72		6,8	£105.61	€119.34
700/1000			1000	1155											0,80		7,2	£113.35	€128.09
700/1100			1100	1255											0,89		8,0	£121.13	€136.88
700/1200	1200	1355	0,97	8,6	£128.79	€145.53													
700/1300	1300	1455	1,05	9,2	£136.67	€154.44													
700/1400	1400	1555	1,13	9,8	£144.44	€163.22													
700/1500	1500	1655	1,21	10,4	£154.61	€174.71													
701/1	25	40	100	270	17,5	20,25	40	50	64,5	35	37,5	40	15	3/8	0,13	J 1N	2,9	£57.41	€64.87
701/150			150	320											0,19		3,4	£59.86	€67.64
701/2			200	370											0,25		3,8	£62.22	€70.31
701/250			250	420											0,31		4,4	£64.30	€72.66
701/3			300	470											0,38		4,7	£67.03	€75.74
701/350			350	520											0,44		5,3	£70.10	€79.21
701/4			400	570											0,50		5,7	£70.10	€79.21
701/450			450	620											0,57		6,2	£71.83	€81.17
701/5			500	670											0,63		6,6	£76.66	€86.63
701/600			600	770											0,75		7,6	£81.43	€92.02
701/700			700	870											0,88		8,6	£86.27	€97.49
701/800			800	970											1,01		9,5	£91.08	€102.92
701/900			900	1070											1,13		10,5	£107.62	€121.61
701/1000			1000	1170											1,26		11,5	£115.49	€130.50
701/1100			1100	1270											1,38		12,3	£123.34	€139.37
701/1200	1200	1370	1,51	13,3	£131.65	€148.76													
701/1300	1300	1470	1,63	14,2	£139.07	€157.15													
701/1400	1400	1570	1,76	15,2	£146.97	€166.08													
701/1500	1500	1670	1,89	16,1	£154.78	€174.90													

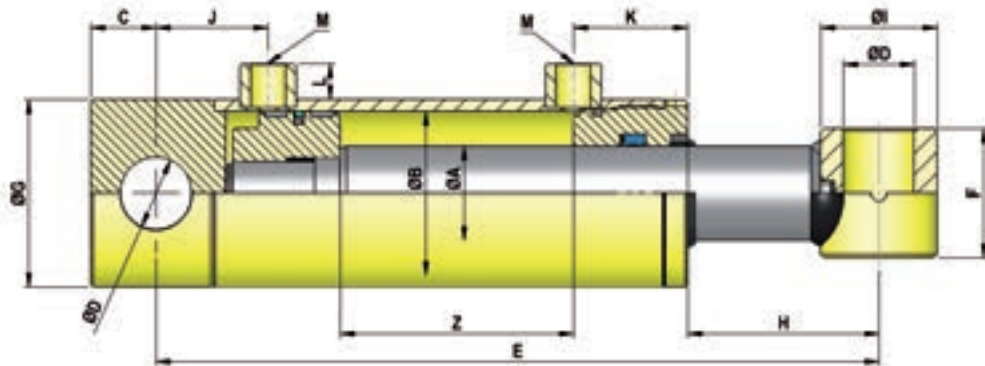
DOUBLE ACTING STANDARD CYLINDERS [SERIES 700]

REF.	ø A	ø B	STROKE	E	C	D	F	G	H	I	J	K	L	M BSP	Vol. (L)	Seal Kit	Weight (KG)	NETT. PRICE	
																		£ STERLING	€ EUROS
702/1			100	300											0,20		4,3	£70.43	€79.59
702/150			150	350											0,29		5,1	£73.47	€83.02
702/2			200	400											0,39		5,6	£76.49	€86.43
702/250			250	450											0,49		6,3	£80.82	€91.33
702/3			300	500											0,59		6,8	£82.58	€93.32
702/350			350	550											0,69		7,6	£86.62	€97.88
702/4			400	600											0,79		8,0	£88.64	€100.16
702/450			450	650											0,88		8,8	£92.64	€104.68
702/5			500	700											0,98		9,5	£94.72	€107.03
702/6	30	50	600	800	22	25,25	45	60	85	40	42	43	15	3/8	1,18	J 2N	10,5	£100.81	€113.92
702/7			700	900											1,37		11,7	£106.87	€120.76
702/800			800	1000											1,57		13,1	£112.92	€127.60
702/900			900	1100											1,77		14,3	£118.99	€134.46
702/1000			1000	1200											1,96		15,5	£125.08	€141.34
702/1100			1100	1300											2,16		16,8	£146.10	€165.09
702/1200			1200	1400											2,35		18,03	£155.39	€175.59
702/1300			1300	1500											2,55		19,26	£164.67	€186.08
702/1400			1400	1600											2,77		20,1	£173.99	€196.61
702/1500			1500	1700											2,94		21,72	£183.29	€207.12
703/1			100	300											0,28		5,4	£80.80	€91.30
703/150			150	350											0,42		6,3	£83.81	€94.71
703/2			200	400											0,57		7,0	£87.22	€98.56
703/250			250	450											0,71		7,63	£91.06	€102.90
703/3			300	500											0,85		8,1	£93.62	€105.79
703/350			350	550											0,99		9,1	£98.46	€111.26
703/4	30	60	400	600	22	25,25	45	70	83	40	42	45	15	3/8	1,13	J 3N	9,5	£100.04	€113.05
703/450			450	650											1,27		10,4	£104.16	€117.70
703/5			500	700											1,41		10,8	£106.45	€120.29
703/6			600	800											1,70		12,2	£112.84	€127.51
703/7			700	900											1,98		13,5	£119.23	€134.73
703/800			800	1000											2,26		15,0	£141.37	€159.75
703/900			900	1100											2,56		16,4	£152.05	€171.82



DOUBLE ACTING STANDARD CYLINDERS [SERIES 700]

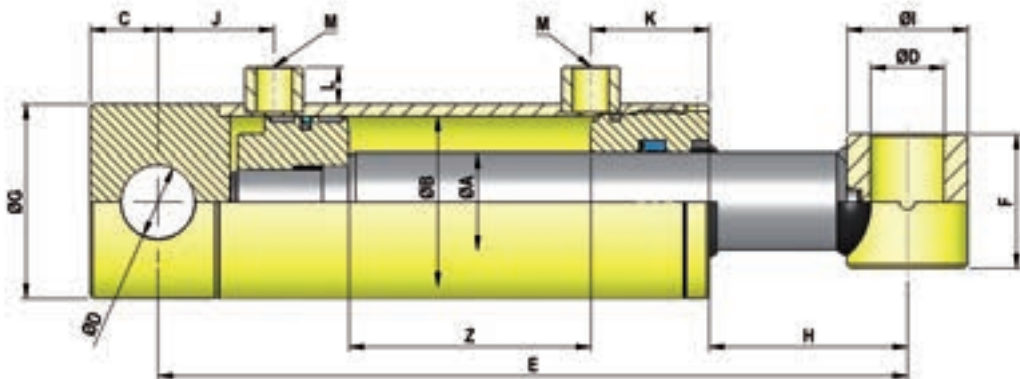
REF.	ø A	ø B	STROKE	E	C	D	F	G	H	I	J	K	L	M BSP	Vol. (L)	Seal Kit	Weight (KG)	NETT. PRICE	
																		£ STERLING	€ EUROS
703/1000	30	60	1000	1200	22	25,25	45	70	83	40	42	45	15	3/8	2,83	J 3N	17,8	£158.57	£179.18
703/1100			1100	1300											3,11		19,1	£169.06	£191.04
703/1200			1200	1400											3,4		20,5	£179.49	£202.82
703/1300			1300	1500											3,68		21,9	£189.94	£214.63
703/1400			1400	1600											3,96		23,2	£200.38	£226.43
703/1500			1500	1700											4,24		24,6	£210.84	£238.25
704/100	40	70	100	310	28	30,5	55	80	82	50	48	49	15	3/8	0,39	J 4N	8,4	£104.76	£118.38
704/2			200	410											0,77		10,0	£110.49	£124.85
704/250			250	460											0,96		11,2	£115.11	£130.07
704/3			300	510											1,15		11,9	£119.70	£135.26
704/350			350	560											1,35		12,9	£124.33	£140.49
704/4			400	610											1,54		13,7	£128.91	£145.67
704/450			450	660											1,73		15,0	£148.80	£168.14
704/5			500	710											1,92		15,6	£138.15	£156.11
704/550			550	760											2,12		16,9	£142.63	£161.17
704/6			600	810											2,31		17,5	£147.34	£166.49
704/7			700	910											2,69		19,4	£156.54	£176.89
704/800			800	1010											3,08		21,5	£165.73	£187.27
704/900			900	1110											3,46		23,6	£174.93	£197.67
704/1000			1000	1210											3,85		25,3	£194.36	£219.63
704/1100			1100	1310											4,23		27,4	£204.11	£230.64
704/1200	1200	1410	4,62	29,3	£210.87	£238.28													
704/1300	1300	1510	5,00	31,2	£223.16	£252.17													
704/1400	1400	1610	5,39	33,1	£235.42	£266.02													
704/1500	1500	1710	5,77	35,0	£247.66	£279.86													
705/100	40	80	100	310	58	30,5	55	90	70	50	48	54	15	3/8	0,50	J 5N	10,4	£108.18	£122.24
705/2			200	410											1,01		12,0	£136.67	£154.44
705/250			250	460											1,26		13,0	£142.05	£160.52
705/3			300	510											1,51		14,0	£147.42	£166.58
705/350			350	560											1,76		15,1	£152.82	£172.69
705/4			400	610											2,01		16,0	£158.20	£178.77
705/5			500	710											2,51		18,1	£168.93	£190.89
705/6			600	810											3,02		20,1	£179.68	£203.04
705/7			700	910											3,52		22,1	£190.42	£215.17
705/800			800	1010											4,02		24,2	£201.18	£227.33
705/900			900	1110											4,52		26,6	£211.17	£238.62
705/1000			1000	1210											5,02		28,6	£222.90	£251.88
705/1100			1100	1310											5,53		30,5	£235.94	£266.61
705/1200			1200	1410											6,03		32,7	£249.83	£282.31
705/1300			1300	1510											6,54		34,7	£263.75	£298.04
705/1400	1400	1610	7,04	36,7	£277.71	£313.81													
705/1500	1500	1710	7,54	38,8	£291.63	£329.54													



DOUBLE ACTING STANDARD CYLINDERS [SERIES 700]

REF.	ø A	ø B	STROKE	E	C	D	F	G	H	I	J	K	L	M BSP	Vol. (L)	Seal Kit	Weight (KG)	NETT. PRICE		
																		£ STERLING	€ EUROS	
708/2	50	90	200	425	28	30,5	70	105	75	60	47	60	15	3/8	1,27	J 090N	19,31	£349.66	€395.12	
708/3			300	525														22,65	£349.66	€395.12
708/4			400	625														25,98	£349.66	€395.12
708/5			500	725														29,32	£364.12	£411.46
708/6			600	825														32,65	£436.36	£493.09
708/7			700	925														35,99	£473.93	£535.54
706/100			50	100														100	325	28
706/200	200	425			21,8	£165.43	£186.94													
706/3	300	525			25,6	£212.38	£239.99													
706/4	400	625			28,5	£229.70	£259.56													
706/5	500	725			31,4	£246.97	£279.08													
706/600	600	825			35,9	£266.59	£301.25													
706/7	700	925			37,2	£281.59	£318.20													
706/800	800	1025			42,9	£299.69	£338.65													
706/9	900	1125			43,0	£316.24	£357.35													
706/1000	1000	1225			50,0	£333.55	£376.91													
706/1100	1100	1325			53,6	£354.99	£401.14													
706/1200	1200	1425			57,1	£377.30	£426.35													
706/1300	1300	1525			60,6	£399.46	£451.39													
706/1400	1400	1625			64,1	£421.50	£476.30													
706/1500	1500	1725			67,7	£443.49	£501.14													
707/400	70	120	400	670	40	40,5	80	140	75	80	65	80	17	1/2	4,52	J 7N	54,6	£349.66	£395.12	
707/5			500	770														60,0	£364.12	£411.46
707/600			600	870														67,0	£436.36	£493.09
707/700			700	970														73,2	£473.93	£535.54
707/800			800	1070														80,0	£1,407.81	£1,590.83
707/900			900	1170														84,4	£1,454.57	£1,643.66
707/10			1000	1270														90,0	£1,658.26	£1,873.83

- Recuerde consultar nuestras tablas de pandeo al elegir su cilindro.
- Please, consult the buckling chart before choosing your cylinder.
- Veuillez consulter les tableaux de flambage avant de choisir votre vérin.

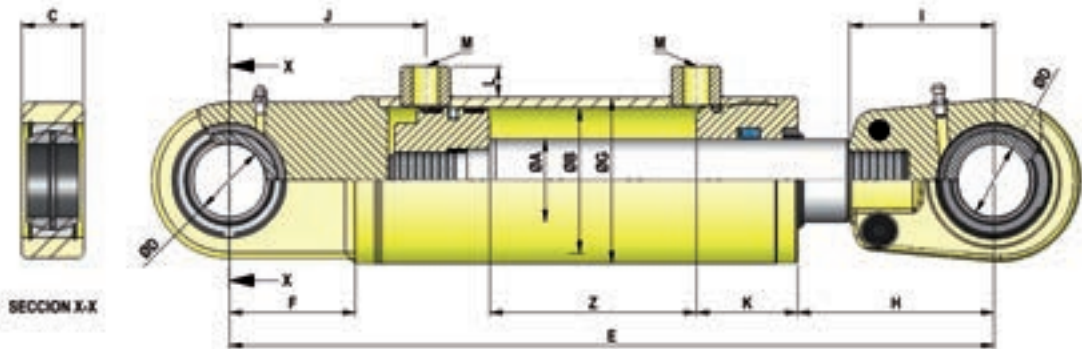


DOUBLE ACTING STANDARD CYLINDERS [SERIES 1000]

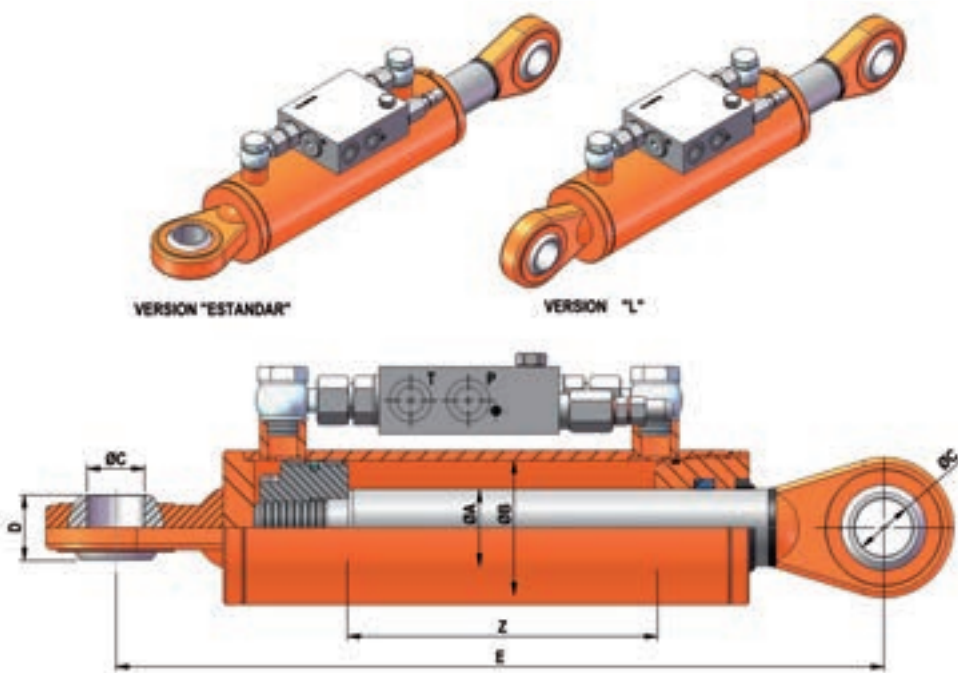
REF.	ø A	ø B	STROKE	E	C	D	F	G	H	I	J	K	L	M BSP	Vol. (L)	Seal Kit	Weight (KG)	NETT. PRICE	
																		£ STERLING	€ EUROS
1000/05			50	260											0,04		2,08	£149.45	€168.88
1000/10			100	310											0,08		2,38	£148.20	€167.46
1000/15	20	32	150	360	19	20	38	40	65	50	63	33	9,5	1/4	0,12	J 0N	2,68	£150.75	€170.35
1000/20			200	410											0,16		2,98	£162.62	€183.77
1000/30			300	510											0,24		3,28	£167.75	€189.56
1008/1			100	305											0,13		3,06	£155.04	€175.20
1008/150	20	40	150	355	19	20	38	50	70	50	67	40	15,0	3/8	0,19	J 040N	3,46	£155.54	€175.76
1008/2			200	405											0,25		3,86	£158.38	€178.97
1001/1			100	305											0,13		3,34	£161.87	€182.92
1001/2			200	405											0,25		4,28	£154.12	€174.16
1001/3	25	40	300	505	19	20	38	50	70	50	67	40	15	3/8	0,38	J 1N	5,23	£169.77	€191.84
1001/4			400	605											0,50		6,18	£181.70	€205.32
1001/5			500	705											0,63		7,13	£189.13	€213.71
1009/1			100	320											0,20		4,36	£172.44	€194.86
1009/150	25	50	150	370	23	25	45	60	71	50	76	43	15	3/8	0,29	J 550N	4,89	£173.55	€196.11
1009/2			200	420											0,39		5,42	£167.08	€188.80
1009/250			250	470											0,49		5,95	£176.47	€199.41
1002/1			100	320											0,20		4,44	£183.00	€206.79
1002/150			150	370											0,29		5,17	£186.76	€211.03
1002/2			200	420											0,39		5,62	£180.04	€203.45
1002/250			250	470											0,49		6,40	£194.27	€219.53
1002/3			300	520											0,59		6,80	£198.05	€223.79
1002/350			350	570											0,69		7,63	£203.96	€230.47
1002/4	30	50	400	620	23	25	45	60	71	50	76	43	15	3/8	0,79	J 2N	7,98	£209.85	€237.13
1002/450			450	670											0,89		8,86	£213.26	€240.98
1002/5			500	720											0,98		9,16	£216.67	€244.83
1002/6			600	820											1,18		10,34	£226.72	€256.19
1002/7			700	920											1,37		11,52	£246.48	€278.52
1002/800			800	1020											1,57		13,16	£263.53	€297.78
1003/1			100	340											0,28		6,15	£182.13	€205.81
1003/2			200	440											0,57		7,51	£207.48	€234.45
1003/3			300	540											0,85		8,87	£217.52	€245.79
1003/4	30	60	400	640	28	30	51	70	83	60	82	45	15	3/8	1,13	J 3N	10,23	£225.08	€254.34
1003/5			500	740											1,41		11,59	£229.36	€259.17
1003/6			600	840											1,70		12,95	£251.65	€284.37
1003/7			700	940											1,98		14,31	£261.42	€295.41

DOUBLE ACTING STANDARD CYLINDERS [SERIES 1000]

REF.	ø A	ø B	STROKE	E	C	D	F	G	H	I	J	K	L	M BSP	Vol. (L)	Seal Kit	Weight (KG)	NETT. PRICE	
																		£ STERLING	€ EUROS
1004/2	40	70	200	470	30	35	61	80	95	70	94	49	3/8	J 4N	0,77	11,03	£241.15	€272.50	
1004/3			300	570											1,15	12,94	£260.85	€294.77	
1004/4			400	670											1,54	14,85	£279.64	€315.99	
1004/5			500	770											1,92	16,76	£292.47	€330.49	
1004/6			600	870											2,31	18,67	£301.03	€340.17	
1004/7			700	970											2,69	20,58	£355.33	€401.52	
1004/800			800	1070											3,07	22,33	£409.62	€462.87	
1005/2			40	80											200	480	30	35	61
1005/3	300	580			1,51	14,98	£300.65	€339.73											
1005/4	400	680			2,01	17,01	£310.30	€350.64											
1005/5	500	780			2,51	19,04	£318.99	€360.45											
1005/6	600	880			3,01	21,07	£376.85	€425.84											
1005/7	700	980			3,51	23,10	£392.63	€443.68											
1006/3	50	100			300	625	35	40	69	115	118	85	104	60	1/2	J 6N			
1006/4			400	725	3,14	29,89											£485.19	£548.26	
1006/5			500	825	3,93	33,41											£514.76	£581.68	
1006/600			600	925	4,71	36,89											£547.98	£619.21	
1006/7			700	1025	5,50	40,45											£581.19	£656.75	
1006/9			900	1225	7,07	47,49											£669.49	£756.52	
1007/5			70	125	500	920											40	50	88
1007/10	1000	1420			12,36	97,45	£1,533.06	£1,732.36											



TURN-OVER PLOUGH CYLINDER



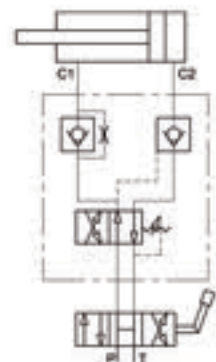
- Funcionan en circuitos de simple efecto y doble efecto.
- They work both with Single and Double acting circuits.
- ils fonctionnent dans des circuits à simple et double effet.

REF.	ø A	ø B	STROKE	C	D	E	Vol. (L)	Weight (KG)	NETT. PRICE	
									£ STERLING	€ EUROS
3050176 (L)	30	50	176	30	34	400	0,35	8,4	£456.96	€516.37
4070160 (L)	40	70	160	30	34	400	0,62	11,58	£480.86	€543.37
4080160 (L)	40	80	160	30	34	400	0,80	13,17	£544.34	€615.10

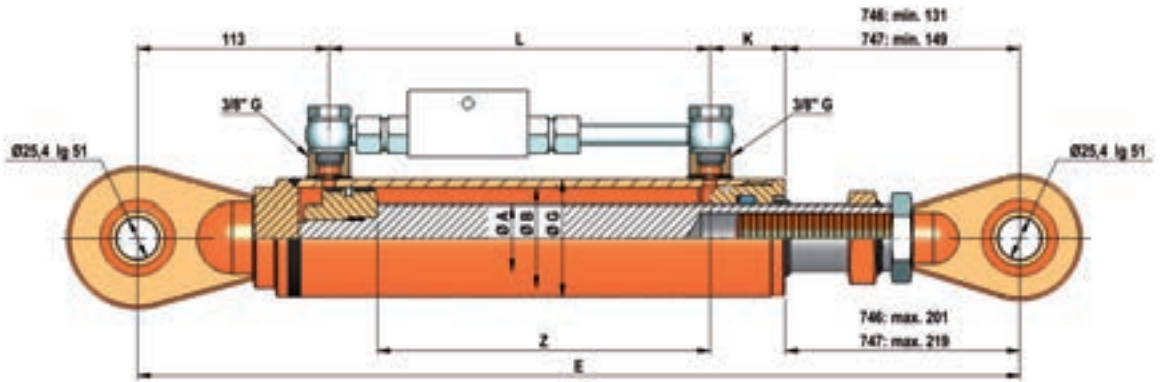
REF.	DESCRIPTION	NETT. PRICE	
		£ STERLING	€ EUROS
1200-0	2 x hose R2AT 3/8" x 1,2mts + 90° swivel female 3/8" + parallel male 1/2".	£25.47	€28.78
11603	Metal-rubber washers 1/2"	£0.65	€0.74
NV08M	Male quick-release coupling 1/2"	£8.68	€9.81

REF.	DESCRIPTION	NETT. PRICE	
		£ STERLING	€ EUROS
1300-0	2 x hose R2AT 3/8" 1,3mts + 90° swivel female 3/8" + parallel male 1/2".	£26.40	€29.84
11603	Metal-rubber washers 1/2"	£0.65	€0.74
NV08M	Male quick-release coupling 1/2"	£8.68	€9.81

Esquema hidráulico válvula
Valve hydraulic diagram
Schéma hydraulique de la valve

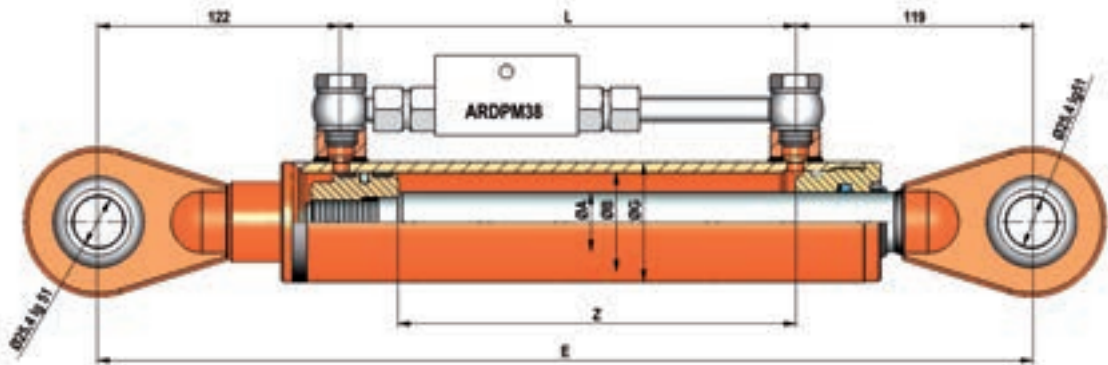


HYDRAULIC TOP LINK



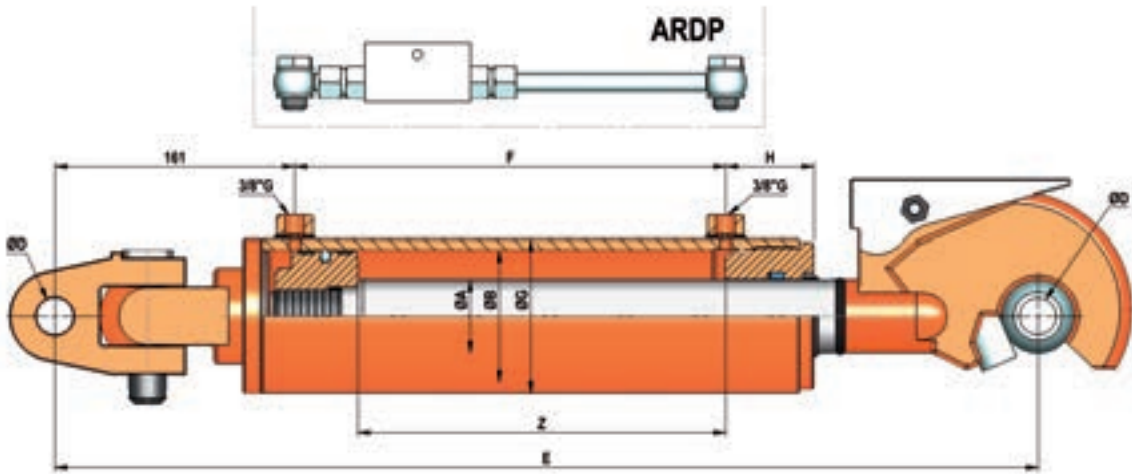
REF.	ø A	ø B	STROKE	E	G	K	L	Weight (KG)	Seal Kit	NETT. PRICE	
										£ STERLING	€ EUROS
746AAR	40	60	200	518	70	45	229	9,93	4 060N	£337.17	€381.01
746BAR	40	60	250	568	70	45	279	10,93		£342.35	€386.86
746CAR	40	60	300	618	70	45	329	11,80		£347.38	€392.54
747AAR	45	70	200	544	80	49	231	12,21	4 570N	£374.21	€422.86
747BAR	45	70	250	594	80	49	281	13,36		£392.92	€444.00
747CAR	45	70	300	644	80	49	331	14,51		£395.46	€446.87

- Opción: Sin montar conjunto válvula antirretorno doble pilotada. Gran robustez ofreciendo alta resistencia a los choques. Longitud entre centros regulable por rotula roscada
- Option: Without dual pilot operated check valve set. Sturdy construction, high shock resistance. Screw-adjustable closed length
- Option: Sans clapet double piloté. Construction robuste, offrant une haute résistance aux chocs. Distance entre les centres réglable par rotule fileté.



REF.	ø A	ø B	ø G	STROKE	E	NETT. PRICE	
						£ STERLING	€ EUROS
745AAR	30	50	60	200	470	£302.47	€341.79
745DAR	30	50	60	280	550	£313.11	€353.81

HYDRAULIC TOP LINK-AUTOMATIC HITCH



REF.	ø A	ø B	STROKE	E	F	G	H	ø D	VOL. (L)	Weight (KG)	NETT. PRICE	
											£ STERLING	€ EUROS
845A25	45	70	210	610	241	80	49	25	21,3	21,3	£600.77	€678.87
845A28								28	21,5	21,5	£625.03	€706.28
845A32								32	21,5	21,5	£602.22	€680.51
845B25								25	22,2	22,2	£606.81	€685.70
845B28	50	90	250	650	281	80	49	28	22,4	22,4	£631.06	€713.10
845B32								32	22,4	22,4	£608.25	€687.32
850A25								25	28,0	28,0	£715.58	€808.60
850A28								28	28,2	28,2	£734.52	€830.00
850A32	50	90	210	625	252	105	60	32	28,2	28,2	£711.70	€804.23
850B25								25	29,4	29,4	£734.67	€830.17
850B28								28	29,6	29,6	£753.60	€851.57
850B32								32	29,6	29,6	£730.79	€825.79

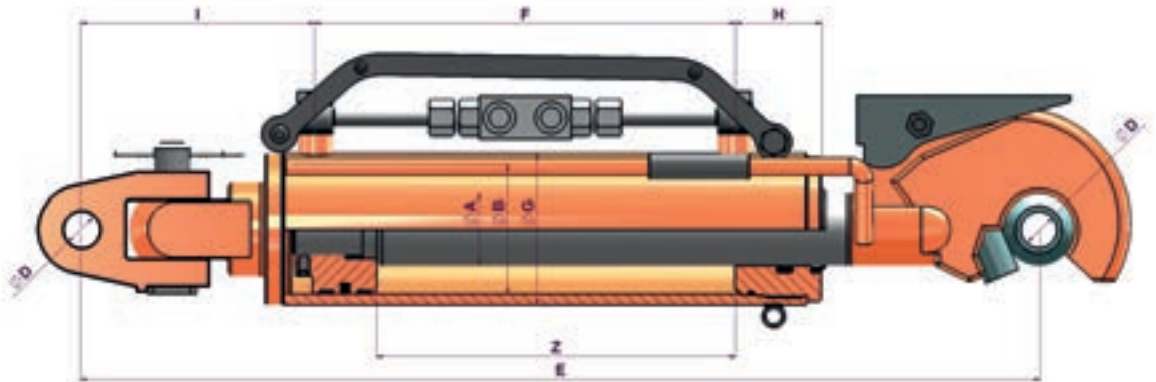
- Opción: conjunto válvula antimetomo doble pilotada (ref. ARDP). Incluye cadena.
- Option: dual pilot operated check valve set (Ref. ARDP). Chain inclusive
- Option: Clapet double piloté (Ref. ARDP). Chaîne y compris

REF.	DESCRIPTION	NETT. PRICE	
		£ STERLING	€ EUROS
0900-14	2 x hose R2AT 3/8" 0,9mts. +90° swivel female 3/8" – parallel male 1/2".		
11603	metal-rubber washers 1/2"		
NV08M	male quick-release coupling 1/2"		
S8021717G	male-male coupling 3/8"		
11602	male-male coupling 3/8"		

Opción / option / facultatif:
Conjunto letiguillo / Hose kit / Ensemble flexible



HYDRAULIC TOP LINK-AUTOMATIC HITCH



REF.	ø A	ø B	STROKE	E	F	G	H	I	ø D	VOL. (L)	Weight (KG)	NETT. PRICE	
												£ STERLING	€ EUROS
850BSP	50	90	250	665	292	105	60	161	32	1,59	29	£821.87	€928.72

Incluye:

- Antimetomo doble pilotado.
- Sistema de anclaje a tractor (cuando está desenganchado del apero). Sistema reversible
- Regla de profundidad

Including:

- Dual pilot operated check valve
- Tractor anchoring system when unhooked to the tool. Reversible system.
- Depth measuring ruler.

Y compris :

- Clapet double piloté.
- Système de fixation à tracteur quand décroché de l'outil. Système réversible.
- Règle pour mesurer la profondeur.

PNEUMATIC-RELEASE CYLINDER

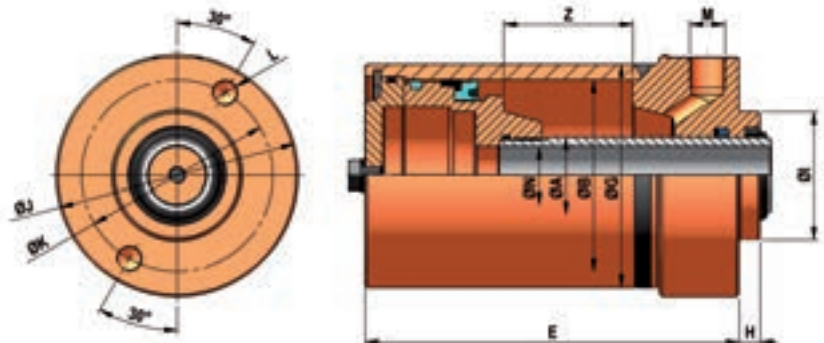
REF.	ø A	ø B	STROKE	E	ø G	H	ø I	ø N	ø J	ø K	L	M BSP	Weight (KG)	NETT. PRICE	
														£ STERLING	€ EUROS
DE0361000090Z00A	36	100	90	206	115	10	60	27	114	90	M12 x 22	3/8	9,5	£350.70	€396.29
DE0361100090Z00A	36	110	90	206	125	10	60	27	125	90	M12 x 22	3/8	11	£400.80	€452.90

Hydraulic Auto Reset

There are several types of safety devices in ploughs, like shearbolt protection, shearbolt with cushioning, semiautomatic system, mechanical auto reset and hydraulic auto reset. The latter are the ones we will talk about.

The advantage on this safety system is that works on overload, and the plough body frame comes to its working position when the overload stops by means of a hydraulic cylinder connected to an accumulator.

This system enables not to stop plowing, as the body frame will raise when finding an obstacle and come down to its position once the obstacle is overtaken. This means a considerable saving of time as it is not necessary to stop the tractor and change shearbolts, or stop plowing and backtrack to lower the body frame in semiautomatic systems.



FOLDING HYDRAULIC CRUTCH

www.flowfitonline.com
TECH. DATA SHEET
FHC11



The new PHR design features an innovative support for trailers which is based on a retracting double acting hydraulic system, that ensures better performance user convenience.

CHARACTERISTICS

- Hydraulic crutch with double acting cylinder.
- Use: stabilizer for trailer front shaft
- Maximum Pressure: 200 bar
- Maximum speed: 0.5 m/s
- Temperature: -30°C a 90°C
- Mineral hydraulic oil

WELDING

- Do not Weld on the cylinder.
To weld on any other component, please take pieces apart first.

RECOMMENDATIONS

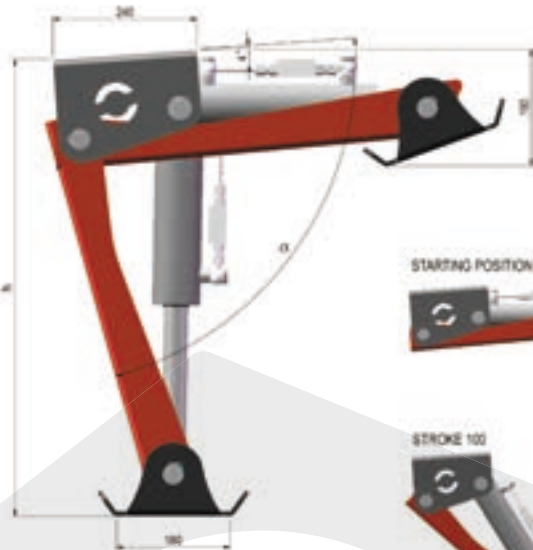
- Check the oil cleanliness (pollution).
- Grease frequently.
- Check that there are no obstacles blocking the free movement of parts

STORAGE

- In case of long-term storage under severe weather conditions, the rod must be fully retracted and greased.



PRODUCT REFERENCE	DESCRIPTION	FULL BORE OIL VOLUME	PRICE	
			£ STERLING	€ EUROS
ZZ007304	FOLDING HYDRAULIC CRUTCH WITH CYLINDER PISTON 70MM	0.77 LITRE	£200.72	€ 270.97
ZZ007305	FOLDING HYDRAULIC CRUTCH WITH CYLINDER PISTON 80MM	1.01 LITRE	£210.92	€ 284.75



POSITION	STROKE	HEIGHT h (mm.)	LOAD PHR70 (kg.)	LOAD PHR80 (kg.)
STARTING	1"	180	-	-
STROKE 25	16"	352	3500	4500
STROKE 50	27"	459	5000	6600
STROKE 100	45"	586	6800	8800
STROKE 150	62"	695	7500	9800
STROKE 200	78"	759	7600	10000

STARTING POSITION



STROKE 25



STROKE 50



STROKE 100








STROKE 150










STROKE 200





**BESPOKE
CYLINDERS
AVAILABLE**

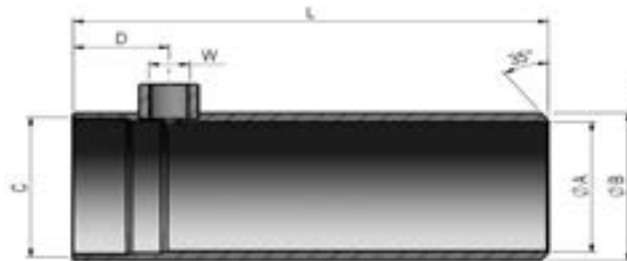
**PLEASE CALL THE
SALES TEAM FOR
MORE INFORMATION**

PISTON Ø	ROD Ø	STROKE (MM)	MACHINED TUBE	MACHINED ROD	HEADBUSH + SEALS	PISTON + SEALS	DRILLED BOTTOM	PLAIN BOTTOM	BUSH	
										
			MACHINED CYLINDER TUBES, AVAILABLE FROM 25mm DIA BORE TO 100mm DIA BORE. TUBES COME MACHINED TO SUIT STANDARD HEAD BUSHES AND WITH A WELDED FRONT INLET PORT, ALREADY DRILLED. MAXIMUM WORKING PRESSURE = 200 BAR. MATERIAL = STEEL ST52.3. TOLERANCE = ISO H9.	MACHINED CHROME RODS, AVAILABLE FROM 20mm DIA TO 50mm DIA. RODS ARE MACHINED TO SUIT STANDARD PISTONS. MATERIAL = UNI CK45. CHROME THICKNESS = 25 (+/-5) MICRONS.	STANDARD HEADBUSH IN 32mm DIA BORE TO 100mm BORE. THEY ARE MACHINED TO FIT STANDARD MACHINED TUBES. SEALS ARE INCLUSIVE AND ALREADY ASSEMBLED ON HEADBUSHES. MAXIMUM WORKING PRESSURE = 200 BAR. MATERIAL = STEEL C45 - NITRIDE HARDENED.	WELDABLE BUSH WITH THREADED (M8x125) LUBRICATION HOLE, AVAILABLE FROM 16mm DIA TO 30mm DIA PIN SIZE. MATERIAL = STEEL UNI C15.	END PLUG WITH CROSSHOLE, AVAILABLE FROM 32mm DIA BORE TO 100mm DIA BORE. THEY CAN BE USED WITH STANDARD MACHINED TUBES. MAXIMUM WORKING PRESSURE = 200 BAR. MATERIAL = STEEL UNI C15.	STANDARD FLAT END PLUG, AVAILABLE FROM 32mm DIA BORE TO 100mm DIA BORE. THEY CAN BE USED WITH STANDARD MACHINED TUBES. MAXIMUM WORKING PRESSURE = 200 BAR. MATERIAL = STEEL UNI C15.	WELDABLE BUSH WITH THREADED (M8x125) LUBRICATION HOLE, AVAILABLE FROM 16mm DIA TO 30mm DIA PIN SIZE. MATERIAL = STEEL UNI C15.	
32	20	50	CD3240-50F	V2032-50F	PSCDE2032	PSP3214CI	F401648	F4012	CA301635EN	
		100	CD3240-100F	V2032-100F						
		150	CD3240-150F	V2032-150F						
		200	CD3240-200F	V2032-200F						
		300	CD3240-300F	V2032-300F						
		400	CD3240-400F	V2032-400F						
		500	CD3240-500F	V2032-500F						
		600	CD3240-600F	V2032-600F						
40	25	100	CD4050-100F	V2540-100F	PSCDE2540N	PSP4020CI	F502038	F5012	CA352040EN	
		150	CD4050-150F	V2540-150F						
		200	CD4050-200F	V2540-200F						
		250	CD4050-250F	V2540-250F						
		300	CD4050-300F	V2540-300F						
		400	CD4050-400F	V2540-400F						
		450	CD4050-450F	V2540-450F						
		500	CD4050-500F	V2540-500F						
50	30	100	CD5060-100F	V3050-100F	PSCDE3050N	PSP5025CI	F602547	F6014	CA402545EN	
		150	CD5060-150F	V3050-150F						
		200	CD5060-200F	V3050-200F						
		250	CD5060-250F	V3050-250F						
		300	CD5060-300F	V3050-300F						
		350	CD5060-350F	V3050-350F						
		400	CD5060-400F	V3050-400F						
		500	CD5060-500F	V3050-500F						
60	30	100	CD6070-100F	V3060-100F	PSCDE3060N	PSP6025CI	F702547	F7014	CA402545EN	
		150	CD6070-150F	V3060-150F						
		200	CD6070-200F	V3060-200F						
		250	CD6070-250F	V3060-250F						
		300	CD6070-300F	V3060-300F						
		350	CD6070-350F	V3060-350F						
		400	CD6070-400F	V3060-400F						
		500	CD6070-500F	V3060-500F						
70	40	200	CD7080-200F	V4070-200F	PSCDE4070N	PSP7030CI	F803058	F8016	CA503055EN	
		250	CD7080-250F	V4070-250F						
		300	CD7080-300F	V4070-300F						
		350	CD7080-350F	V4070-350F						
		400	CD7080-400F	V4070-400F						
		500	CD7080-500F	V4070-500F						
		600	CD7080-600F	V4070-600F						
		700	CD7080-700F	V4070-700F						
80	40	200	CD8090-200F	V4080-200F	PSCDE4080N	PSP8030CI	F903058	F9016	CA503055EN	
		250	CD8090-250F	V4080-250F						
		300	CD8090-300F	V4080-300F						
		350	CD8090-350F	V4080-350F						
		400	CD8090-400F	V4080-400F						
		500	CD8090-500F	V4080-500F						
		600	CD8090-600F	V4080-600F						
		700	CD8090-700F	V4080-700F						
100	50	300	CD100115-300F	V50100-300F	PSCDE50100N	PSP10040CI	F1153058	F11518	CA603070EN	
		400	CD100115-400F	V50100-400F						
		500	CD100115-500F	V50100-500F						
		700	CD100115-700F	V50100-700F						
		900	CD100115-900F	V50100-900F						

SCREWED BALL JOINT END	WELDED BALL JOINT END	WELDED BALL JOINT END	SCREWED YOKE	WELDED YOKE	COMPLETE SEAL KIT	NUT FOR PISTON	OIL-PORT	PLASTIC CAP
SCREWED ROD END BALL-JOINTS AVAILABLE FROM 20mm DIA TO 40mm DIA PIN SIZE, INCLUSIVE OF 2 TIGHTENING SCREWS AND GREASE NIPPLE. MATERIAL = COUPLING: STEEL/ STEEL // BALL = STEEL C45.	WELDABLE ROD/ BOTTOM END BALL-JOINTS AVAILABLE FROM 20mm DIA TO 40mm DIA PIN SIZE, INCLUSIVE OF GREASE NIPPLE. NORM DIN 648, SERIES E. FORM C. MATERIAL = COUPLING: STEEL/ STEEL // BALL = STEEL S152.3.	WELDABLE ROD/ BOTTOM END BALL-JOINTS AVAILABLE FROM 20mm DIA TO 40mm DIA PIN SIZE, INCLUSIVE OF GREASE NIPPLE. NORM DIN 648, SERIES E. MATERIAL = COUPLING: STEEL/ STEEL // BALL = STEEL S152.3.	WELDABLE FEMALE CLEVIS AVAILABLE FROM 16mm DIA TO 35mm DIA PIN SIZE. MATERIAL = UNI CF9SMnP636.	WELDABLE FEMALE CLEVIS AVAILABLE FROM 16mm DIA TO 35mm DIA PIN SIZE. MATERIAL = UNI CF9SMnP636.	COMPLETE SEAL KIT THAT FITS WITH STANDARD HEADBUSHES AND PISTONS. MAXIMUM WORKING PRESSURE = 200BAR. HEADBUSH: - DYNAMIC: COMPACT POLYURETHANE ROD-SEAL, DOUBLE LIP, NBR METAL WIPER SEAL - STATIC: NBR 90 SHORE O-RING. PISTON: - DYNAMIC: COMPACT DOUBLE-ACTING POLYURETHANE SEAL, PLUS NITRILE O-RING AS ACTIVATOR, SPECIAL POLYACETAL GUIDES REINFORCED WITH GLASS FIBER. - STATIC: POLYAMIDE LOCKING SEALING GUIDE.		WELDABLE FEMALE BSP THREADED INLET PORTS, AVAILABLE FROM 1/4" TO 1/2" BSP. MATERIAL = COOL-DROP FORGING.	SCREWED PLASTIC CAP AVAILABLE FOR 1/4", 3/8" 1/2" BSP THREADS, WITH GAP FOR EASY TIGHTENING. COLOUR: YELLOW. MATERIAL: HDPE.
TAPR520U	TAC220	TPN320	FF1700	FS1710	J70	TA12	4131C	TPH14
TAPR520U	TAC220	TPN320	FF1702	FS1712	J71	-	4132-C	TPH38
TAPR525U	TAC225	TPN325	FF1704	FS1714	J72	-	4132-C	TPH38
TAPR530U	TAC230	TPN330	FF1704	FS1714	J73	-	4132-C	TPH38
TAPR535U	TAC235	TPN335	FF1706	FS1716	J74	-	4132-C	TPH38
TAPR535U	TAC235	TPN335	FF1706	FS1716	J75	-	4132-C	TPH38
TAPR240U	TAC240	TPN340	FF1708	FS1720	J76	-	4133C	TPH12

MACHINED TUBE

- MACHINED CYLINDER TUBES, AVAILABLE FROM 25mm DIA BORE TO 100mm DIA BORE.
- TUBES COME MACHINED TO SUIT STANDARD HEAD BUSHES AND WITH A WELDED FRONT INLET PORT, ALREADY DRILLED.
- MAXIMUM WORKING PRESSURE = 200 BAR.
- MATERIAL = STEEL ST52.3.
- TOLERANCE = ISO H9.



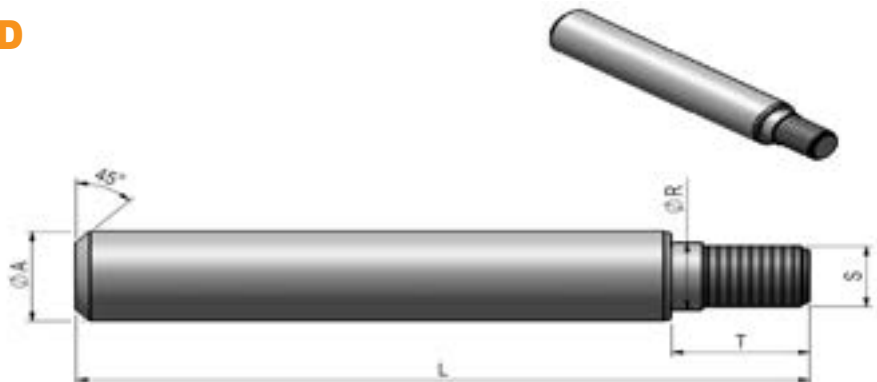
REFERENCE	STROKE MM	ØA	ØB	L	ØC	D	W	NETT. PRICE	
								£ STERLING	€ EUROS
CD3240-50F	50	32	40	138	M37x1,5	27	1/4"G	£18.08	€20.43
CD3240-100F	100			188				£18.64	€21.06
CD3240-150F	150			238				£19.18	€21.67
CD3240-200F	200			288				£19.72	€22.28
CD3240-300F	300			388				£20.82	€23.53
CD3240-400F	400			488				£21.92	€24.77
CD3240-500F	500			588				£23.02	€26.01
CD3240-600F	600			688				£24.10	€27.23
CD3240-700F	700			788				£25.20	€28.48
CD3240-1000F	1000			1088				£28.48	€32.18
CD4050-100F	100	40	50	180	M45x2	33	3/8"G	£20.46	€23.12
CD4050-150F	150			230				£21.32	€24.09
CD4050-200F	200			280				£22.18	€25.06
CD4050-250F	250			330				£23.04	€26.04
CD4050-300F	300			380				£23.90	€27.01
CD4050-400F	400			480				£25.60	€28.93
CD4050-450F	450			530				£26.46	€29.90
CD4050-500F	500			580				£27.32	€30.87
CD4050-600F	600			680				£29.04	€32.82
CD4050-700F	700			780				£30.76	€34.76
CD4050-800F	800	880	£32.48	€36.70					
CD4050-1000F	1000	1080	£35.92	€40.59					
CD5060-100F	100	50	60	184	M55x2	35	3/8"G	£21.26	€24.02
CD5060-150F	150			234				£22.32	€25.22
CD5060-200F	200			284				£23.36	€26.40
CD5060-250F	250			334				£24.42	€27.59
CD5060-300F	300			384				£25.48	€28.79
CD5060-350F	350			434				£26.52	€29.97
CD5060-400F	400			484				£27.58	€31.17
CD5060-500F	500			584				£29.68	€33.54
CD5060-600F	600			684				£31.78	€35.91
CD5060-700F	700			784				£33.90	€38.31
CD5060-800F	800	884	£36.00	€40.68					
CD5060-900F	900	984	£38.10	€43.05					
CD5060-1000F	1000	1084	£40.20	€45.43					
CD6070-100F	100	60	70	186	M65x2	37	3/8"G	£22.14	€25.02
CD6070-150F	150			236				£23.40	€26.44
CD6070-200F	200			286				£24.68	€27.89
CD6070-250F	250			336				£25.96	€29.33
CD6070-300F	300			386				£27.22	€30.76
CD6070-350F	350			436				£28.50	€32.21
CD6070-400F	400			486				£29.76	€33.63
CD6070-500F	500			586				£32.30	€36.50
CD6070-600F	600			686				£34.86	€39.39
CD6070-700F	700			786				£37.40	€42.26
CD6070-800F	800	886	£39.94	€45.13					
CD6070-1000F	1000	1086	£45.02	€50.87					

MACHINED TUBE

REFERENCE	STROKE MM	ØA	ØB	L	ØC	D	W	NETT. PRICE	
								£ STERLING	€ EUROS
CD7080-200F	200	70	80	290	M75x2	39	3/8"G	£25.74	€29.09
CD7080-250F	250			340				£27.98	€31.62
CD7080-300F	300			390				£28.60	€32.32
CD7080-350F	350			440				£30.04	€33.95
CD7080-400F	400			490				£31.48	€35.57
CD7080-500F	500			590				£34.34	€38.80
CD7080-600F	600			690				£37.20	€42.04
CD7080-700F	700			790				£40.06	€45.27
CD7080-800F	800			890				£42.94	€48.52
CD7080-1000F	1000			1090				£48.66	€54.99
CD8090-200F	200	80	90	302	M85x2	44	3/8"G	£27.38	€30.94
CD8090-250F	250			352				£29.02	€32.79
CD8090-300F	300			402				£30.68	€34.67
CD8090-350F	350			452				£32.32	€36.52
CD8090-400F	400			502				£33.96	€38.37
CD8090-500F	500			602				£37.26	€42.10
CD8090-600F	600			702				£40.54	€45.81
CD8090-700F	700			802				£43.84	€49.54
CD8090-800F	800			902				£47.12	€53.25
CD100115-300F	300			100				115	412
CD100115-400F	400	512	£53.16		€60.07				
CD100115-500F	500	612	£59.60		€67.35				
CD100115-700F	700	812	£72.50		€81.93				
CD100115-900F	900	1012	£85.40		€96.50				

MACHINED ROD

- MACHINED CHROME RODS, AVAILABLE FROM 20mm DIA TO 50mm DIA.
- RODS ARE MACHINED TO SUIT STANDARD PISTONS.
- MATERIAL = UNI CK45.
- CHROME THICKNESS = 25 (+/-5) MICRONS.

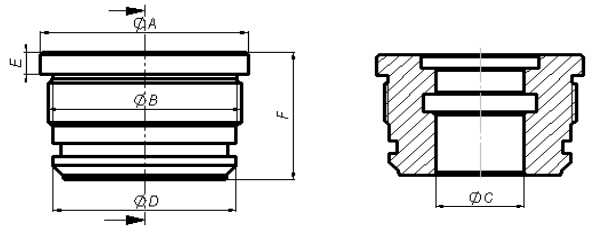


REFERENCE	STROKE MM	ØA	L	ØR	S	T	PISTON	LOCKING SEAL	NETT. PRICE	
									£ STERLING	€ EUROS
V2032-50F	50	20	158	14	M12x1,5	62	P3214Cl + TA12	-	£8.74	€9.88
V2032-100F	100		208						£9.22	€10.42
V2032-150F	150		258						£9.72	€10.98
V2032-200F	200		308						£10.20	€11.53
V2032-300F	300		408						£11.16	€12.61
V2032-400F	400		508						£13.08	€14.78
V2032-500F	500		608						£14.04	€15.87
V2032-600F	600		708						£15.00	€16.95
V2032-700F	700		808						£15.98	€18.06
V2032-1000F	1000		1108						£20.66	€23.35

REFERENCE	STROKE MM	ØA	L	ØR	S	T	PISTON	LOCKING SEAL	NETT. PRICE	
									£ STERLING	€ EUROS
V2540-100F	100	25	232	20	M16x2	45	P4020CI	BF16	£10.50	€11.87
V2540-150F	150		282						£11.14	€12.59
V2540-200F	200		332						£11.78	€13.31
V2540-250F	250		382						£12.44	€14.06
V2540-300F	300		432						£13.08	€14.78
V2540-400F	400		532						£15.52	€17.54
V2540-450F	450		582						£16.16	€18.26
V2540-500F	500		632						£16.80	€18.98
V2540-600F	600		732						£18.10	€20.45
V2540-700F	700		832						£19.38	€21.90
V2540-800F	800	932	£20.68	€23.37						
V2540-1000F	1000	1132	£25.66	€29.00						
V3050-100F	100	30	255	25	M22x2	47	P5025CI	BF22	£12.38	€13.99
V3050-150F	150		305						£13.20	€14.92
V3050-200F	200		355						£14.02	€15.84
V3050-250F	250		405						£14.84	€16.77
V3050-300F	300		455						£15.66	€17.70
V3050-350F	350		505						£18.16	€20.52
V3050-400F	400		555						£18.98	€21.45
V3050-500F	500		655						£20.62	€23.30
V3050-600F	600		755						£22.26	€25.15
V3050-700F	700		855						£23.90	€27.01
V3050-800F	800	955	£25.54	€28.86						
V3050-900F	900	1055	£28.92	€32.68						
V3050-1000F	1000	1155	£30.56	€34.53						
V3060-100F	100	30	255	25	M22x2	47	P6025CI	BF22	£12.38	€13.99
V3060-150F	150		305						£13.20	€14.92
V3060-200F	200		355						£14.02	€15.84
V3060-250F	250		405						£14.84	€16.77
V3060-300F	300		455						£15.66	€17.70
V3060-350F	350		505						£18.16	€20.52
V3060-400F	400		555						£18.98	€21.45
V3060-500F	500		655						£20.62	€23.30
V3060-600F	600		755						£22.26	€25.15
V3060-700F	700		855						£23.90	€27.01
V3060-800F	800	955	£25.54	€28.86						
V3060-1000F	1000	1155	£30.56	€34.53						
V4070-200F	200	40	355	30	M27x2	49	P7030CI	BF27	£18.90	€21.36
V4070-250F	250		405						£20.26	€22.89
V4070-300F	300		455						£21.62	€24.43
V4070-350F	350		505						£24.72	€27.93
V4070-400F	400		555						£26.08	€29.47
V4070-500F	500		655						£28.78	€32.52
V4070-600F	600		755						£31.50	€35.60
V4070-700F	700		855						£34.20	€38.65
V4070-800F	800		955						£36.92	€41.72
V4070-1000F	1000		1155						£45.60	€51.53
V4080-200F	200	40	355	30	M27x2	56	P8030CI	BF27	£18.90	€21.36
V4080-250F	250		405						£20.26	€22.89
V4080-300F	300		455						£21.62	€24.43
V4080-350F	350		505						£24.72	€27.93
V4080-400F	400		555						£26.08	€29.47
V4080-500F	500		655						£28.78	€32.52
V4080-600F	600		755						£31.50	€35.60
V4080-700F	700		855						£34.20	€38.65
V4080-800F	800		955						£36.92	€41.72
V50100-300F	300		50						465	40
V50100-400F	400	565		£36.14	€40.84					
V50100-500F	500	665		£40.34	€45.58					
V50100-700F	700	865		£48.70	€55.03					
V50100-900F	900	1065		£60.36	€68.21					

HEADBUSH + SEALS

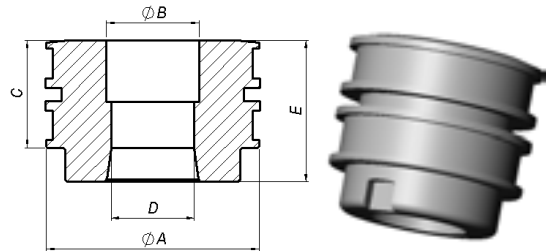
- STANDARD HEADBUSH IN 32mm DIA BORE TO 100mm BORE.
- THEY ARE MACHINED TO FIT STANDARD MACHINED TUBES.
- SEALS ARE INCLUSIVE AND ALREADY ASSEMBLED ON HEADBUSHES.
- MAXIMUM WORKING = 200 BAR.
- MATERIAL = STEEL UNI CK45 – NITRIDE HARDENED.



REFERENCE	A	B	C	D	E	F	WEIGHT	NETT. PRICE	
								£ STERLING	€ EUROS
PSCDE2032	40	M37x1,5	20	32	8	33	0,14	£9.08	€10.26
PSCDE2540N	50	M45x2	25	41,5	7	40	0,25	£11.36	€12.84
PSCDE3050N	60	M55x2	30	51,5	8	43	0,44	£13.07	€14.77
PSCDE3060N	70	M65x2	30	61,5	8	45	0,80	£16.48	€18.62
PSCDE4070N	80	M75x2	40	71,5	10	49	1,01	£19.72	€22.28
PSCDE4080N	90	M85x2	40	81,5	10	54	1,65	£24.36	€27.53
PSCDE50100N	110	M105x2	50	101,5	10	60	2,87	£37.92	€42.85

PISTON + SEALS

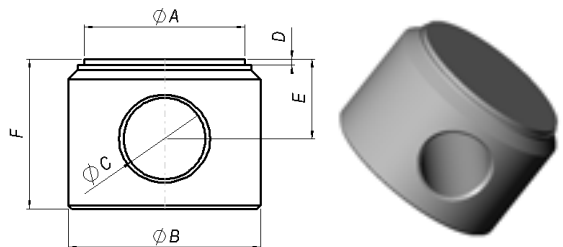
- DOUBLE ACTING THREADED PISTONS, AVAILABLE FROM 32mm DIA BORE TO 100mm DIA BORE.
- SEALS ARE INCLUSIVE AND ALREADY ASSEMBLED ON PISTONS.
- MAXIMUM WORKING PRESSURE = 200 BAR.
- MATERIAL = UNI CK45.



REFERENCE	A	B	C	D	E	WEIGHT	NETT. PRICE	
							£ STERLING	€ EUROS
PSP3214CI	32	14	40	***	40	0,15	£13.40	€15.14
PSP4020CI	40	20	31	M16x2	41	0,21	£10.52	€11.89
PSP5025CI	50	25	33	M22x2	44	0,37	£13.48	€15.23
PSP6025CI	60	25	33	M22x2	44	0,52	£14.88	€16.81
PSP7030CI	70	30	35	M27x2	46	0,77	£17.12	€19.35
PSP8030CI	80	30	42	M27x2	53	1,3	£21.66	€24.48
PSP10040CI	100	40	45	M36x2	57	2,1	£31.48	€35.57

DRILLED BOTTOM

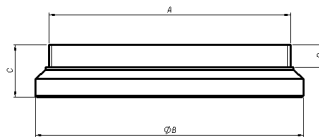
- END PLUG WITH CROSSHOLE, AVAILABLE FROM 32mm DIA BORE TO 100mm DIA BORE.
- THEY CAN BE USED WITH STANDARD MACHINED TUBES.
- MAXIMUM WORKING PRESSURE = 200 BAR
- MATERIAL = STEEL UNI C15.



REFERENCE	A	B	C	D	E	F	WEIGHT	NETT. PRICE	
								£ STERLING	€ EUROS
F401648	32	40	16,2	2	32	48	0,41	£3.42	€3.86
F502038	40	50	20,25	2	20,5	38	0,46	£5.12	€5.79
F602547	50	60	25,25	2	25	47	0,81	£6.08	€6.87
F702547	60	70	25,25	2	25	47	1,15	£6.40	€7.23
F803058	70	80	30,5	2	30	58	1,85	£8.96	€10.12
F903058	80	90	30,5	2	30	58	2,40	£10.02	€11.32
F1153058	100	115	30,5	2	30	58	4,09	£19.20	€21.70

PLAIN BOTTOM

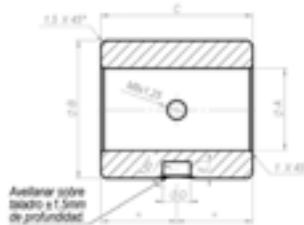
- STANDARD FLAT END PLUG, AVAILABLE FROM 32mm DIA BORE TO 100mm DIA BORE.
- THEY CAN BE USED WITH STANDARD MACHINED TUBES.
- MAXIMUM WORKING PRESSURE = 200 BAR.
- MATERIAL = STEEL UNI C15.



REFERENCE	A	B	C	D	WEIGHT	NETT. PRICE	
						£ STERLING	€ EUROS
F4012	32	40	12	2	0,12	£1.40	£1.58
F5012	40	50	12	2	0,18	£1.46	£1.65
F6014	50	60	14	2	0,31	£2.02	£2.28
F7014	60	70	14	2	0,42	£2.58	£2.92
F8016	70	80	16	2	0,63	£4.28	£4.84
F9016	80	90	16	2	0,80	£4.36	£4.93
F11518	100	115	18	2	1,47	£5.76	£6.51

BUSH

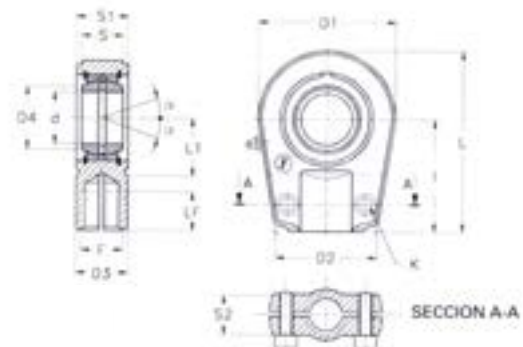
- WELDABLE BUSH WITH THREADED (M8x125) LUBRICATION HOLE
- AVAILABLE FROM 16mm DIA TO 30mm DIA PIN SIZE.
- MATERIAL = STEEL UNI C15.



REFERENCE	ØA	TOL. ØA	ØB	C	TOL. ØC	ØD	TOL. ØD	E	WEIGHT	NETT. PRICE	
										£ STERLING	€ EUROS
CA301635EN	16,2	+0,2 0	30	35	+0,1 +0,3	6	+0,1 0	5	0,14	£1.76	£1.99
CA352040EN	20,25		35	40		8		6	0,2	£5.60	£6.33
CA402545EN	25,25		40	45		10		6	0,27	£2.62	£2.96
CA503055EN	30,5		50	55		10		6	0,53	£4.10	£4.63
CA603070EN	30,5		60	70		15		6	1,44	£7.16	£8.09

SCREWED BALL-JOINT END

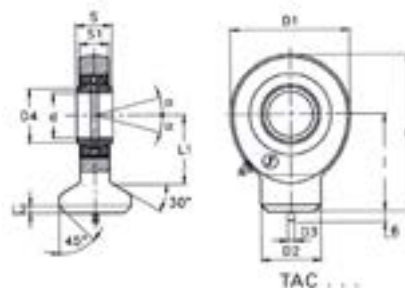
- SCREWED ROD END BALL-Ø INTS AVAILABLE FROM 20mm DIA TO 40mm DIA PIN SIZE
- INCLUSIVE OF 2 TIGHTENING SCREWS AND GREASE NIPPLE.
- MATERIAL = COUPLING: STEEL/ STEEL // BALL = STEEL C45.



REFERENCE	d	S	D4	I	D1	D2	S1	L	L1	D3	LF	F	Load limit DIN (KN) EST	GRAD	WEIGHT	NETT. PRICE	
																£ STERLING	€ EUROS
TAPR520U	20	16	24,1	50	56	41	19	78	25	25	17	M16x1,5	30 72	9	0,43	£12.22	£13.81
TAPR525U	25	20	29,3	50	56	41	23	78	25	25	17	M16x1,5	48 72	7	0,48	£12.34	£13.94
TAPR530U	30	22	34,2	60	64	46	28	92	30	32	23	M22x1,5	62 106	6	0,74	£16.60	£18.76
TAPR535U	35	25	39,7	70	78	58	30	109	38	40	29	M28x1,5	80 153	6	1,20	£22.22	£25.11
TAPR540U	40	28	45	85	94	66	35	132	45	49	36	M35x1,5	100 250	7	2,00	£25.20	£28.48

WELDED BALL-JOINT END (TAC)

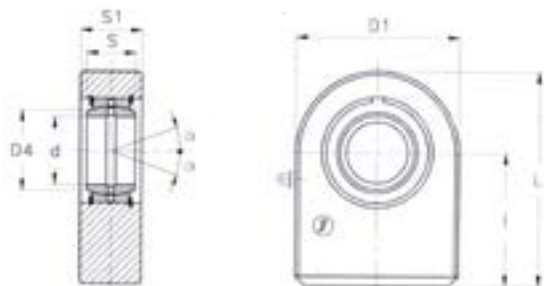
- WELDABLE ROD/BOTTOM END BALL-Ø INTS AVAILABLE FROM 20mm DIA TO 40mm DIA PIN SIZE
- INCLUSIVE OF GREASE NIPPLE. NORM DIN 648, SERIES E, FORM C.
- MATERIAL = COUPLING: STEEL/STEEL // BALL = STEEL S152.3.



REFERENCE	d	S	D4	I	D2	D1	S1	L	L1	L2	D3	Load limit DIN (KN) EST		GRAD	WEIGHT	NETT. PRICE	
												EST	EST			£ STERLING	€ EUROS
TAC220	20	16	24,1	38	27,5	53	13	64,5	27,5	3	4	30	54	9	0,250	£5.28	£5.97
TAC225	25	20	29,3	45	33,5	64	17	77	33	4	4	48	72	7	0,450	£6.20	£7.01
TAC230	30	22	34,2	51	40	73	19	87,5	37,5	4	4	62	95	6	0,670	£8.40	£9.49
TAC235	35	25	39,7	61	47	82	21	102	43	4	4	80	125	6	0,980	£11.20	£12.66
TAC240	40	28	45	69	52	92	23	115	48	5	4	100	156	7	1,35	£13.48	£15.23

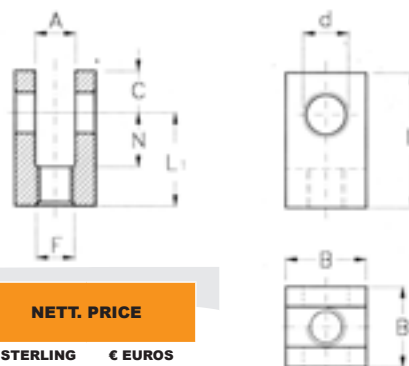
WELDED BALL-JOINT END (TPN)

- WELDABLE ROD/BOTTOM END BALL-Ø INTS AVAILABLE FROM 20mm DIA TO 40mm DIA PIN SIZE
- INCLUSIVE OF GREASE NIPPLE
- NORM DIN 648, SERIES E
- MATERIAL = COUPLING: STEEL/STEEL BALL = STEEL S152.3.



REFERENCE	d	S	D4	I	D1	S1	L	Load limit DIN (KN) EST		GRAD	WEIGHT	NETT. PRICE	
								EST	EST			£ STERLING	€ EUROS
TPN320	20	16	24,1	38	50	19	63	30	67	9	0,350	£6.82	£7.71
TPN325	25	20	29,3	45	55	23	72,5	48	69,5	7	0,530	£7.74	£8.75
TPN330	30	22	34,2	51	65	28	83,5	62	118	6	0,850	£10.46	£11.82
TPN335	35	25	39,7	61	83	30	102,5	80	196	6	1,5	£13.16	£14.87
TPN340	40	28	45	69	100	35	119	100	300	7	2,48	£19.26	£21.76

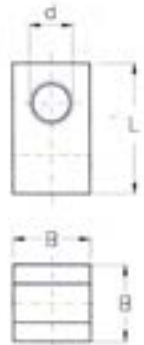
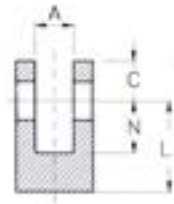
SCREWED YOKE



REFERENCE	A	B	d	L	L1	N	C	WEIGHT	NETT. PRICE	
									£ STERLING	€ EUROS
FF1700	16	35	16,2	55	39	24	16	0,29	£9.30	£10.51
FF1702	20	40	20,25	65	45	30	20	0,41	£17.40	£19.66
FF1704	25	50	25,25	75	50	30	25	0,75	£18.76	£21.20
FF1706	30	60	30,25	95	65	35	30	1,34	£33.46	£37.81
FF1708	35	70	35,25	110	75	40	35	1,72	£38.26	£43.23

WELDED YOKE

- WELDABLE FEMALE CLEVIS AVAILABLE FROM 16mm DIA TO 35mm DIA PIN SIZE
- MATERIAL = UNI CF9SMnPb36.



REFERENCE	A	B	d	L	L1	N	C	WEIGHT	NETT. PRICE	
									£ STERLING	€ EUROS
FS1710	16	35	16,2	50	34	24	16	0,27	£9.30	£10.51
FS1712	20	40	20,25	60	40	30	20	0,38	£10.50	£11.87
FS1714	25	50	25,25	70	45	30	25	0,72	£16.80	£18.98
FS1716	30	60	30,25	80	50	35	30	1,34	£37.50	£42.38
FS1720	35	70	35,25	90	55	40	35	1,80	£71.70	£81.02

COMPLETE SEAL KIT

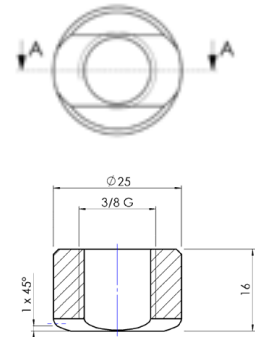

- COMPLETE SEAL KIT THAT FITS WITH STANDARD HEADBUSHES AND PISTONS.
- MAXIMUM WORKING PRESSURE = 200BAR.
- HEADBUSH: DYNAMIC: COMPACT POLYURETHANE ROD-SEAL, DOUBLE LIP. NBR METAL WIPER SEAL.
- STATIC: NBR 90 SHORE O-RING.



REFERENCE	NETT. PRICE	
	£ STERLING	€ EUROS
∩ 0N	£6.56	£7.41
∩ 1N	£5.40	£6.10
∩ 2N	£5.60	£6.33
∩ 3N	£6.32	£7.14
∩ 4N	£7.90	£8.93
∩ 5N	£8.06	£9.11
∩ 6N	£10.28	£11.62

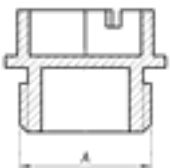
OIL-PORT

- WELDABLE FEMALE BSP THREADED INLET PORTS
- AVAILABLE FROM 1/4" TO 1/2" BSP.
- MATERIAL = COOL-DROP FORGING.



REFERENCE	A	B	C	WEIGHT	NETT. PRICE	
					£ STERLING	€ EUROS
4131C	1/4"G	22	13	0,02	£0.64	£0.72
4132-C	3/8"G	25	16	0,03	£1.26	£1.42
4133C	1/2"	30	20	0,06	£1.58	£1.79

PLASTIC CAP



REFERENCE	A	NETT. PRICE	
		£ STERLING	€ EUROS
TPH14	1/4"G	£0.20	£0.23
TPH38	3/8"G	£0.20	£0.23
TPH12	1/2"	£0.24	£0.27

FLOWFIT®

SEARCHING YOUR FILTER ELEMENT WILL BE CHILD'S PLAY!



For the last **25 years** at FILTREC our passion has been to manufacture the best filter element replacements for any hydraulic application and provide them to you in the easiest possible way.

Wherever you are, the **FILTREC Cross Navigator App** allows you to find the product you need from over 60,000 available codes.

HOW IT WORKS...

- 1** DOWNLOAD CROSS NAVIGATOR FROM THE APP STORE
- 2** OPEN APP AND SIMPLY ENTER YOUR FILTER CODE INTO THE CODE BOX, SELECT THE MANUFACTURER IF KNOWN AND PRESS SEARCH
- 3** IF YOU HAVE DIGITS MISSING FROM THE START, MIDDLE OR END THEN SIMPLY USE THE SYMBOL % AS A WILDCARD WHEREVER NEEDED



Tel: +44 (0)1584 876 033
Fax: +44 (0)1584 876 044
Email: sales@flowfitonline.com

STILL CAN'T LOCATE YOUR FILTER? THEN PLEASE CALL THE SALES TEAM ON 01584 876033

www.flowfitonline.com

FLOWFIT LOG SPLITTER KITS

PRODUCT	PAGE
HONDA LOGSPLITTER KIT	321
LONCIN LOGSPLITTER KIT	323



**FROM ONLY
£771.95
+VAT**



**FROM ONLY
£539.17
+VAT**



QUALITY PRODUCTS



FREE ADVICE

If the part number needed is not listed please ask the Flowfit Sales Team

FLOWFIT LOG SPLITTER KITS

Flowfit offer a range of Log-Splitting Components to suit a variety of size requirements and performances. The components can be sized to suit portable Petrol Motor units and Tractor PTO set-ups. The petrol units have four basic sizes – 5.5 HP, 9 HP, 13 HP and 20 HP and can be suited for use with Loncin and Honda and many other petrol engines. The Flowfit Log Splitter Kit comes complete with a top quality Flowfit High-Low Pump that is designed to use the available horsepower in the most efficient manner with a fast approach at low pressure, and a slower splitting action at high pressure. Besides the standard double acting log splitter valve supplied with each log splitter kit we also offer as an optional extra a 3/8 lever operated log splitter valve with autokick out function this is the most popular log splitter valve on the market and comes with a number of significant features, first pull the lever into the detent position (at this point no need to hold hand on the lever) the double acting hydraulic cylinder fully extends, the lever then automatically kicks out to neutral. You then push the lever into another detent position to return the double acting cylinder which does not kick out automatically. This action can be reversed to give the opposite action depending how you wish to operate your log splitter.

Flowfit have also included the following components for the three sizes of log-splitting system and is offering them as complete hydraulic component kit for new or rebuilt log-splitters.



www.flowfitonline.com
TECH. DATA SHEET
LSK01

PART NUMBER	DESCRIPTION	£ STERLING	€ EUROS
ZZ004719	5.5HP HONDA LOG SPLITTER KIT 7.7 TON FORCE	£771.95	€ 872.30

LOGSPLITTER KIT COMPRISES OF THE FOLLOWING

ZZ004719 • 5.5 HP HONDA LOGSPLITTER KIT		
FT8C401	FILLER BREATHER 6 HOLE 40 MICR	1
FL2M12	127MM LEVEL INDICATOR M12 BOLT	1
200.0514.12.024	HDM140K02150A01L100	1
200.7022.1019.0	M8X150MM LEVER HDM140/HDM111/	1
A110C10	A110C10	1
GPCBN080PC	8GPM LOG SPLITTER HI-LO PUMP	1
M8X25CAPHEAD	M8X25CAPHEAD	8
M8X35CAPHEAD	M8 X 35MM CAPHEAD	4
M8SPRINGWASHER	M8SPRINGWASHER	12
M8NYLOCNUT	M8 NYLOCNUT	4
204/050	DA CYL 80/70/40/500	1
07.017.00006	FA-1-20/21-0-R-0 ALUMINUM RETU	1
BHE112/045A	LOGSPLITTER BELL HOUSING	1
HC219MC048	DRIVE COUPLING ENGINE HALF.	1
ER200 ER300	GP 3 D/COUPLING SPIDER	1
HC212HB035	DRIVE COUPLING PUMP HALF	1
R1	R1 INDICATOR TO SUIT FILTREC	1
GX160UT1QX4	5.5HP HONDA PETROL ENGINE	1

OPERATIONAL DETAILS

At 3000 rpm and 3045 psi-210 bar this system will give 7.7 tons approx of cutting force.
The Low Pressure Cylinder
Extension Time = Approx 4 seconds.
The High Pressure Cylinder
Extension Time = Approx 8 seconds.
The Cylinder Retraction Time = Approx 4.5 seconds.
Cylinder speeds will alter with size of log and speed of engine.

COMPATIBILITY

ABOVE KIT WILL FIT ONTO THE FOLLOWING ENGINES:
HONDA GX160Q AND HONDA GX200Q.
LONCIN G160FQ AND LONCIN G200FQ.
FUJI ROBIN EY15 AND EX15.

PART NUMBER	DESCRIPTION	£ STERLING	€ EUROS
ZZ004720	9HP HONDA LOG SPLITTER KIT 10 TON FORCE	£1,308.44	€ 1,478.54

LOGSPLITTER KIT COMPRISES OF THE FOLLOWING

ZZ004720 • 9 HP HONDA LOGSPLITTER KIT		
GPCBN110PC	11GPM LOG SPLITTER HI-LO PUMP	1
FT8C401	FILLER BREATHER 6 HOLE 40 MICR	1
FL2M12	127MM LEVEL INDICATOR M12 BOLT	1
200.0611.13.042	HDM11S1K03150A01L100 (1/2)	1
200.7022.1019.0	M8X150MM LEVER HDM140/HDM11/	1
205/050	DA CYL 90/80/40/500	1
A110C10	A110C10	1
07.017.00006	FA-1-20/21-0-R-0 ALUMINUM RETU	1
BHE112/045A	LOGSPLITTER BELL HOUSING	1
HC319MC048	DRIVE COUPLING ENGINE HALF.	1
ER300	ER300 GP 3 D/COUPLING SPIDER	1
HC312HB035	DRIVE COUPLING PUMP HALF	1
R1	R1 INDICATOR TO SUIT FILTREC	1
GX270UT2QXQ4	9.5HP HONDA PETROL ENGINE	1
ER200 ER300	GP 3 D/COUPLING SPIDER	1
HC212HB035	DRIVE COUPLING PUMP HALF	1
R1	R1 INDICATOR TO SUIT FILTREC	1
GX160UT1QX4	5.5HP HONDA PETROL ENGINE	1

OPERATIONAL DETAILS

At 3000 rpm and 3045 psi-210 bar this system will give 10 tons approx of cutting force.
 The Low Pressure Cylinder
 Extension Time = Approx 4 seconds.
 The High Pressure Cylinder
 Extension Time = Approx 8 seconds.
 The Cylinder Retraction Time = Approx 4.5 seconds.
 Cylinder speeds will alter with size of log and speed of engine.

COMPATABILITY

ABOVE KITS WILL FIT ONTO THE FOLLOWING ENGINES:

HONDA GX240Q, HONDA GX270Q, HONDA GX340Q AND HONDA GX390Q.

LONCIN G240FQ, LONCIN G270FQ, LONCIN G340FQ AND LONCIN G390FQ.

FUJ ROBIN EY30 AND EX30.

PART NUMBER	DESCRIPTION	£ STERLING	€ EUROS
ZZ004721	13HP HONDA LOG SPLITTER KIT 15.7 TON FORCE	£1,364.62	€ 1,542.02

LOGSPLITTER KIT COMPRISES OF THE FOLLOWING

ZZ004721 • 13 HP HONDA LOGSPLITTER KIT		
GPCBN160PC	16GPM LOG SPLITTER HI-LO PUMP	1
FL2M12	127MM LEVEL INDICATOR M12 BOLT	1
200.7022.2001.0	M10X185 LEVER HDS15/HDS20	1
206/060	DA CYL 100/90/50/600	1
200.0718.13.002	"HDM181K02150A08L100 1/2""	1
BHE152/045A	LOGSPLITTER BELL HOUSING	1
ER300	ER300 GP 3 D/COUPLING SPIDER	1
HC312HB035	DRIVE COUPLING PUMP HALF	1
HC325NC048	DRIVE COUPLING ENGINE HALF	1
A120C10	A120C10	1
07.017.00006	FA-1-20/21-0-R-0 ALUMINUM RETU	1
FT8C401	FILLER BREATHER 6 HOLE 40 MICR	1
R1	R1 INDICATOR TO SUIT FILTREC	1
GX390UT2QXQ4	13HP HONDA PETROL ENGINE	1

OPERATIONAL DETAILS

At 3000 rpm and 3045 psi-210 bar this system will give 15.7 tons approx of cutting force.
 The Low Pressure Cylinder
 Extension Time = Approx 4 seconds.
 The High Pressure Cylinder
 Extension Time = Approx 6 seconds
 The Cylinder Retraction Time = Approx 3 seconds.
 Cylinder speeds will alter with size of log and speed of engine.

COMPATABILITY

ABOVE KITS WILL FIT ONTO THE FOLLOWING ENGINES:

HONDA GX240Q, HONDA GX270Q, HONDA GX340Q AND HONDA GX390Q.

LONCIN G240FQ, LONCIN G270FQ, LONCIN G340FQ AND LONCIN G390FQ.

FUJ ROBIN EY30 AND EX30.

PART NUMBER	DESCRIPTION	£ STERLING	€ EUROS
ZZ004722	20HP HONDA LOG SPLITTER KIT 22 TON FORCE	£3,240.32	€ 3,661.57

LOGSPLITTER KIT COMPRISES OF THE FOLLOWING

ZZ004722 • 20 HP HONDA LOGSPLITTER KIT		
208/050	DA CYL 140/120/70/500	1
GPCBN220PC	22GPM LOG SPLITTER HI-LO PUMP	1
200.0725.14.001	HDM25/1K03 150/A01L100	1
200.7022.2001.0	M10X185 LEVER HDS15/HDS20	1
FT8C401	FILLER BREATHER 6 HOLE 40 MICR	1
FL3M10	254MM LEVEL INDICATOR M10 BOLT	1
BELLHOUSING/ COUPLING	BELLHOUSING/COUPLING	1
A120C10	A120C10	1
07.017.00006	FA-1-20/21-0-R-0 ALUMINUM RETU	1
R1	R1 INDICATOR TO SUIT FILTREC	1
GX630-F-M	20HP HONDA ENGINE WITH RECOIL	1
06183-Z6L-B0F-L	EXHAUST TO SUTI GX630 LEFT	1

OPERATIONAL DETAILS

At 3000 rpm and 3045 psi-210 bar this system will give 15.7 tons approx of cutting force.
 The Low Pressure Cylinder
 Extension Time = Approx 4 seconds.
 The High Pressure Cylinder
 Extension Time = Approx 6 seconds
 The Cylinder Retraction Time = Approx 3 seconds.
 Cylinder speeds will alter with size of log and speed of engine.

COMPATABILITY

ABOVE KITS WILL FIT ONTO THE FOLLOWING ENGINES:

HONDA GX240Q, HONDA GX270Q, HONDA GX340Q AND HONDA GX390Q.

LONCIN G240FQ, LONCIN G270FQ, LONCIN G340FQ AND LONCIN G390FQ.

FUJ ROBIN EY30 AND EX30.

www.flowfitonline.com
TECH. DATA SHEET
LSK02



PART NUMBER	DESCRIPTION	£ STERLING	€ EUROS
ZZ001080	5.5HP LONCIN LOG SPLITTER KIT 7.7 TON FORCE	£539.17	€ 609.26

LOGSPLITTER KIT COMPRISES OF THE FOLLOWING

ZZ001080 • 5.5 HP LONCIN LOGSPLITTER KIT			
FT8C401	FILLER BREATHER 6 HOLE 40 MICR	1	
FL2M12	127MM LEVEL INDICATOR M12 BOLT	1	
200.0514.12.024	HDM140K02150A01L100	1	
200.7022.1019.0	M8X150MM LEVER HDM140/HDM11/	1	
A110C10	A110C10	1	
GPCBN080PC	8GPM LOG SPLITTER HI-LO PUMP	1	
M8X25CAPHEAD	M8X25CAPHEAD	8	
M8X35CAPHEAD	M8 X 35MM CAPHEAD	4	
M8SPRINGWASHER	M8SPRINGWASHER	12	
M8NYLOCNUT	M8 NYLOCNUT	4	
204/050	DA CYL 80/70/40/500	1	
07.017.00006	FA-1-20/21-0-R-0 ALUMINUM RETU	1	
BHE112/045A	LOGSPLITTER BELL HOUSING	1	
HC219MC048	DRIVE COUPLING ENGINE HALF.	1	
ER200	ER300 GP 3 D/COUPLING SPIDER	1	
HC212HB035	DRIVE COUPLING PUMP HALF	1	
R1	R1 INDICATOR TO SUIT FILTREC	1	

OPERATIONAL DETAILS

At 3000 rpm and 3045 psi-210 bar this system will give 7.7 tons approx of cutting force.

The Low Pressure Cylinder

Extension Time = Approx 4 seconds.

The High Pressure Cylinder

Extension Time = Approx 8 seconds.

The Cylinder Retraction Time = Approx 4.5 seconds.

Cylinder speeds will alter with size of log and speed of engine.

COMPATABILITY

ABOVE KIT WILL FIT ONTO THE FOLLOWING ENGINES:

HONDA GX160Q AND HONDA GX200Q.

LONCIN G160FQ AND LONCIN G200FQ.

FUJI ROBIN EY15 AND EX15.

PART NUMBER	DESCRIPTION	£ STERLING	€ EUROS
ZZ001081	9HP LONCIN LOG SPLITTER KIT 10 TON FORCE	£737.16	€ 832.99

LOGSPLITTER KIT COMPRISES OF THE FOLLOWING

ZZ001081 • 9 HP LONCIN LOGSPLITTER KIT

GPCBN110PC	11GPM LOG SPLITTER HI-LO PUMP	1
FT8C401	FILLER BREATHER 6 HOLE 40 MICR	1
FL2M12	127MM LEVEL INDICATOR M12 BOLT	1
200.0611.13.042	HDM11S1K03150A01L100 (1/2)	1
200.7022.1019.0	M8X150MM LEVER HDM140/HDM11/	1
205/050	DA CYL 90/80/40/500	1
G270F-P	LONCIN 9HP PETROL ENGINE.	1
A110C10	A110C10	1
07.017.00006	FA-1-20/21-0-R-0 ALUMINUM RETU	1
BHE112/045A	LOGSPLITTER BELL HOUSING	1
HC319MC048	DRIVE COUPLING ENGINE HALF.	1
ER3 00	ER300 GP 3 D/COUPLING SPIDER	1
HC312HB035	DRIVE COUPLING PUMP HALF	1
R1	R1 INDICATOR TO SUIT FILTREC	1

OPERATIONAL DETAILS

At 3000 rpm and 3045 psi-210 bar this system will give 10 tons approx of cutting force.

The Low Pressure Cylinder
Extension Time = Approx 4 seconds.

The High Pressure Cylinder
Extension Time = Approx 8 seconds.

The Cylinder Retraction Time = Approx 4.5 seconds.

Cylinder speeds will alter with size of log and speed of engine.

COMPATABILITY

ABOVE KITS WILL FIT ONTO THE FOLLOWING ENGINES:

HONDA GX240Q, HONDA GX270Q, HONDA GX340Q AND HONDA GX390Q.

LONCIN G240FQ, LONCIN G270FQ, LONCIN G340FQ AND LONCIN G390FQ.

FUJ ROBIN EY30 AND EX30.

PART NUMBER	DESCRIPTION	£ STERLING	€ EUROS
ZZ001082	13HP LONCIN LOG SPLITTER KIT 15.7 TON FORCE	£896.38	€ 1,012.91

LOGSPLITTER KIT COMPRISES OF THE FOLLOWING

ZZ001082 • 13 HP LONCIN LOGSPLITTER KIT

GPCBN160PC	16GPM LOG SPLITTER HI-LO PUMP	1
FL2M12	27MM LEVEL INDICATOR M12 BOLT	1
200.7022.2001.0	M10X185 LEVER HDS15/HDS20	1
206/060	DA CYL 100/90/50/600	1
p	13HP LONCIN PETROL ENGINE	1
200.0718.13.002	"HDM181K02150A08L100 1/2""	1
BHE152/045A	LOGSPLITTER BELL HOUSING	1
ER300	ER300 GP 3 D/COUPLING SPIDER	1
HC312HB035	DRIVE COUPLING PUMP HALF	1
HC325NC048	DRIVE COUPLING ENGINE HALF	1
A120C10	A120C10	1
07.017.00006	FA-1-20/21-0-R-0 ALUMINUM RETU	1
R1	R1 INDICATOR TO SUIT FILTREC	1
FT8C401	FILLER BREATHER 6 HOLE 40 MICR	1

OPERATIONAL DETAILS

At 3000 rpm and 3045 psi-210 bar this system will give 10 tons approx of cutting force.

The Low Pressure Cylinder
Extension Time = Approx 4 seconds.

The High Pressure Cylinder
Extension Time = Approx 8 seconds.

The Cylinder Retraction Time = Approx 4.5 seconds.

Cylinder speeds will alter with size of log and speed of engine.

COMPATABILITY

ABOVE KITS WILL FIT ONTO THE FOLLOWING ENGINES:

HONDA GX240Q, HONDA GX270Q, HONDA GX340Q AND HONDA GX390Q.

LONCIN G240FQ, LONCIN G270FQ, LONCIN G340FQ AND LONCIN G390FQ.

FUJ ROBIN EY30 AND EX30.

PART NUMBER	DESCRIPTION	£ STERLING	€ EUROS
ZZ004717	20HP LONCIN LOG SPLITTER KIT 22 TON FORCE	£1,993.43	€ 2,252.57

LOGSPLITTER KIT COMPRISES OF THE FOLLOWING

ZZ004717 • 20 HP LONCIN LOGSPLITTER KIT

208/050	DA CYL 140/120/70/500	1
LC2V78FD	20HP V TWIN ENGINE LONCIN	1
GPCBN220PC	22GPM LOG SPLITTER HI-LO PUMP	1
200.0725.14.001	HDM25/1K03 150/A01L100	1
200.7022.2001.0	M10X185 LEVER HDS15/HDS20	1
FT8C401	FILLER BREATHER 6 HOLE 40 MICR	1
FL3M10	254MM LEVEL INDICATOR M10 BOLT	1
BELLHOUSING/ COUPLING	BELLHOUSING/COUPLING	1
A120C10	A120C10	1
07.017.00006	FA-1-20/21-0-R-0 ALUMINUM RETU	1
R1	R1 INDICATOR TO SUIT FILTREC	1

OPERATIONAL DETAILS

At 3000 rpm and 3045 psi-210 bar this system will give 15.7 tons approx of cutting force.

The Low Pressure Cylinder
Extension Time = Approx 4 seconds.

The High Pressure Cylinder
Extension Time = Approx 6 seconds

The Cylinder Retraction Time = Approx 3 seconds.

Cylinder speeds will alter with size of log and speed of engine.

COMPATABILITY

ABOVE KITS WILL FIT ONTO THE FOLLOWING ENGINES:

HONDA GX240Q, HONDA GX270Q, HONDA GX340Q AND HONDA GX390Q.

LONCIN G240FQ, LONCIN G270FQ, LONCIN G340FQ AND LONCIN G390FQ.

FUJ ROBIN EY30 AND EX30.

MECHANICAL CLUTCHES

PRODUCT	PAGE
SERIES 30100 MECHANICAL CLUTCH GROUP 1 AND GROUP 2 • 30KW	326
SERIES 30300 MECHANICAL CLUTCH GROUP 2 AND GROUP 3 • 40KW	237
SERIES 30500 MECHANICAL CLUTCH GROUP 3.5 AND GROUP 4 • 60KW	328
FLANGES TO SUIT SERIES 30500 MECHANICAL CLUTCH	329



QUALITY PRODUCTS

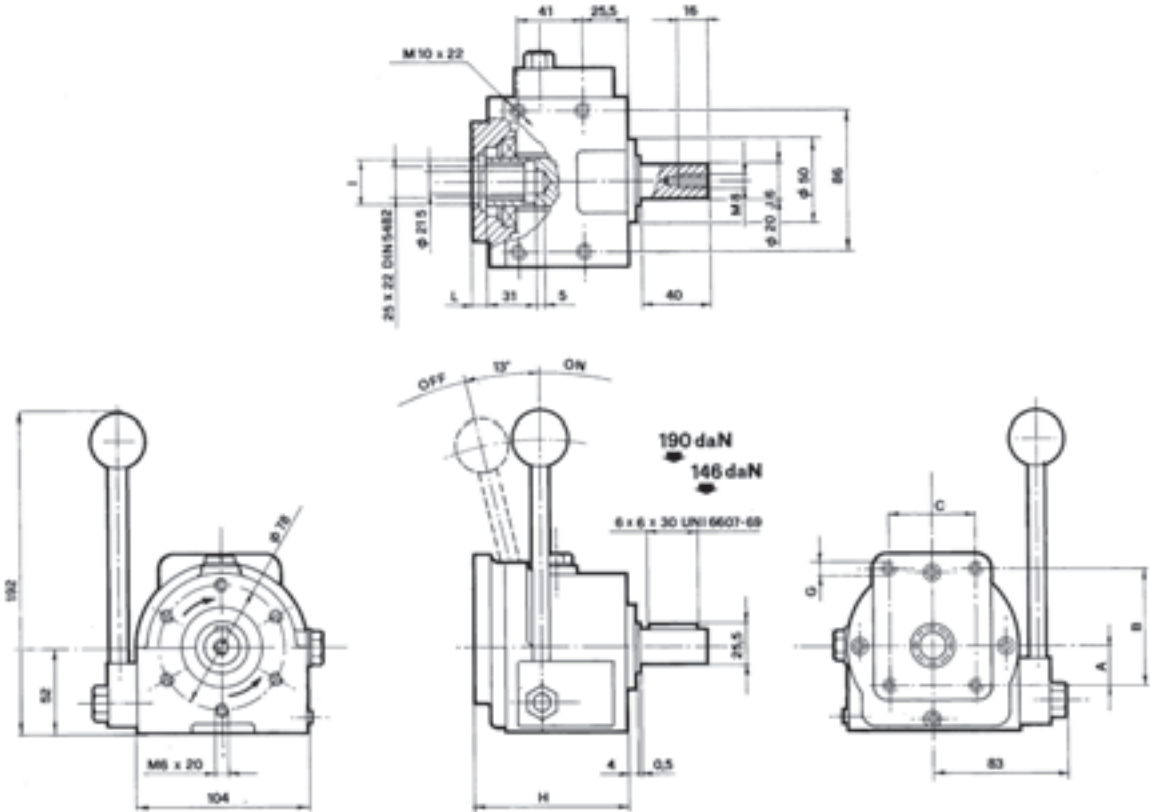


FREE ADVICE



SERIES 30100 MECHANICAL CLUTCH GROUP 1 AND GROUP 2 • 30KW

www.flowfitonline.com
TECH. DATA SHEET
MC01



The mechanical couplings with two direction arrows are REVERSIBLE

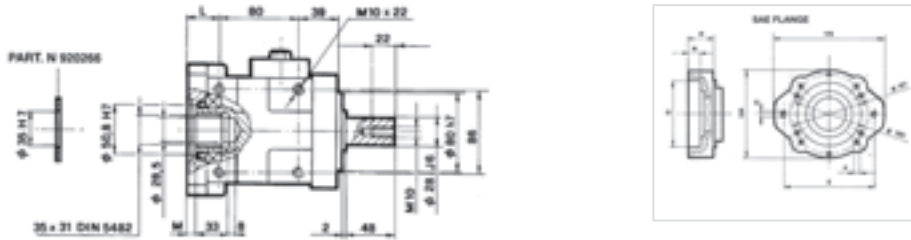
NOMINAL TORQUE		MAX. SPEED		MAX. POWER OUTPUT		AXIAL LOAD			
9 daNm		2000 RPM		Kw 30		120 daN			
PART NUMBER	DIRECTION OF ROTATION	PUMP GROUP	A	B	C	G	H	I	L
30100	REVERSIBLE	European Group 1+2	26.3	72	52.4	M6x12	92.5	25.4 H	7
30103	CLOCKWISE	European Group 1+2	32.5	96	71.4	M8x15	95.5	36.5 H7	10
30104	ANTICLOCKWISE	European Group 1+2							

PART NO.	DESCRIPTION	NETT. PRICE	
		£ STERLING	€ EUROS
25 - 30100	Mechanical Clutch Reversible for European Group 1 and Group 2 Pumps	£189.33	€ 213.94
25 - 30103	Mechanical Clutch Clockwise for European Group 1 and Group 2 Pumps	£189.33	€ 213.94
25 - 30104	Mechanical Clutch Anticlockwise for European Group 1 and Group 2 Pumps	£189.33	€ 213.94

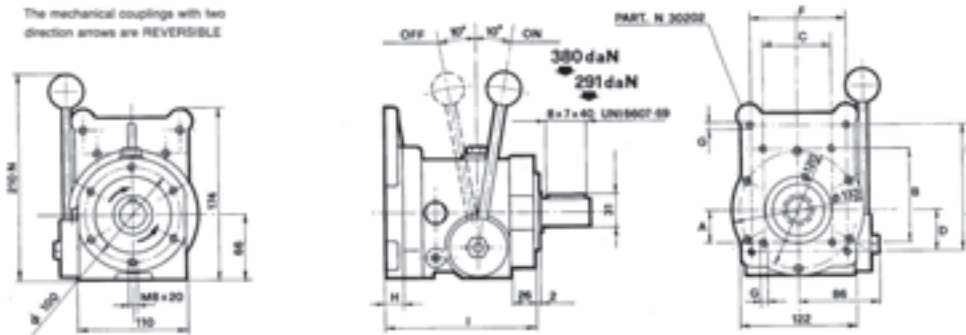
If the part number needed is not listed please ask the Flowfit Sales Team

SERIES 30300 MECHANICAL CLUTCH GROUP 2 AND GROUP 3 • 40KW

www.flowfitonline.com
TECH. DATA SHEET
MC02



The mechanical couplings with two direction arrows are REVERSIBLE



NOMINAL TORQUE	MAX. SPEED	MAX. POWER OUTPUT	AXIAL LOAD
18,5 daNm	2700 RPM	Kw 40	160 daN

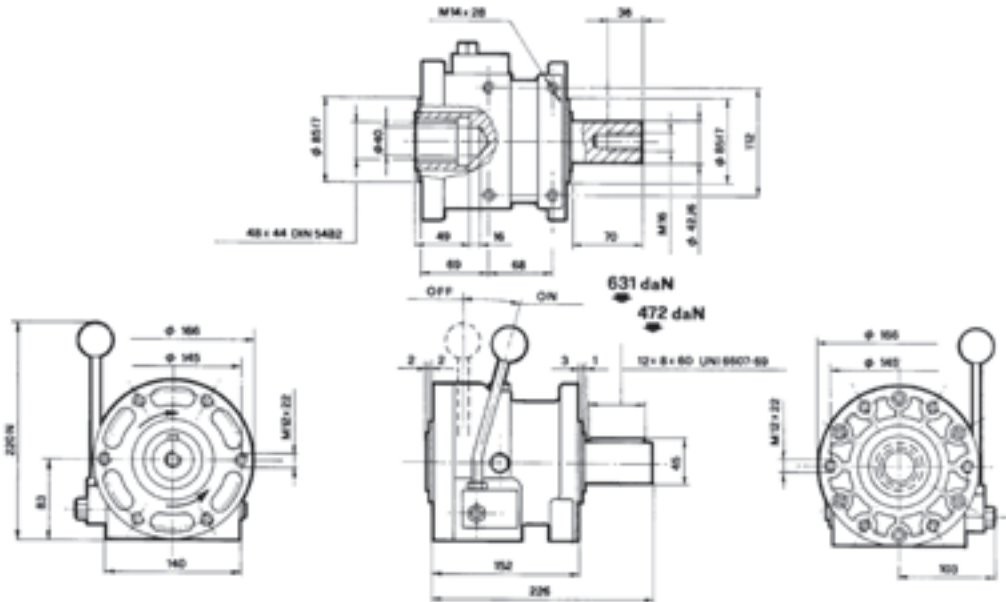
PART NUMBER	DIRECTION OF ROTATION	PUMP GROUP	DIMENSIONS (mm)															
			A	B	C	D	E	F	G	H	I	L	M	N	OH7	P		
26 - 30300	REVERSIBLE	European Group 2 + 3	32.5	96	71.4	42.5	128	98.4	M8x15	19	151	32	8.6					
26 - 30301	CLOCKWISE																	
26 - 30202	ANTICLOCKWISE																	
26 - 30311	REVERSIBLE	SAE A 2 + 4 BOLT				106.4		M10x22	34	166	47	23.6	15	82.55				
26 - 30303	CLOCKWISE																	
26 - 30304	ANTICLOCKWISE	SAE B 2 + 4 BOLT					146	M12x22	39	171	52	28.6	20	101.6	M12x22			
26 - 30312	REVERSIBLE																	
26 - 30305	CLOCKWISE																	
26 - 30306	ANTICLOCKWISE																	

PART NO.	DESCRIPTION	NETT. PRICE	
		£ STERLING	€ EUROS
26 - 30300	Mechanical Clutch Reversible for European Group 2 and Group 3 Pumps	£260.45	€ 294.31
26 - 30301	Mechanical Clutch Clockwise for European Group 2 and Group 3 Pumps	£260.45	€ 294.31
26 - 30302	Mechanical Clutch Anticlockwise for European Group 2 and Group 3 Pumps	£260.45	€ 294.31
26 - 30303	Mechanical Clutch Clockwise for SAE A Pumps	£291.05	€ 328.89
26 - 30304	Mechanical Clutch Anticlockwise SAE A Pumps	£260.45	€ 294.31
26 - 30305	Mechanical Clutch Clockwise for SAE B Pumps	£260.45	€ 294.31
26 - 30306	Mechanical Clutch Anticlockwise SAE B Pumps	£260.45	€ 294.31
26 - 30311	Mechanical Clutch Reversible SAE A Pumps	£274.58	€ 370.68
26 - 30312	Mechanical Clutch Reversible SAE B Pumps	£274.58	€ 370.68

If the part number needed is not listed please ask the Flowfit Sales Team

SERIES 30500 MECHANICAL CLUTCH GROUP 3.5 AND GROUP 4 • 60KW

www.flowfitonline.com
TECH. DATA SHEET
MC03



The mechanical couplings with two direction arrows are REVERSIBLE

NOMINAL TORQUE	MAX. SPEED	MAX. POWER OUTPUT	AXIAL LOAD
58 daNm	2700 RPM	Kw 60	260 daN

PART NUMBER	DIRECTION OF ROTATION
30500	REVERSIBLE ROTATION
30501	CLOCKWISE ROTATION
30502	ANTICLOCKWISE ROTATION

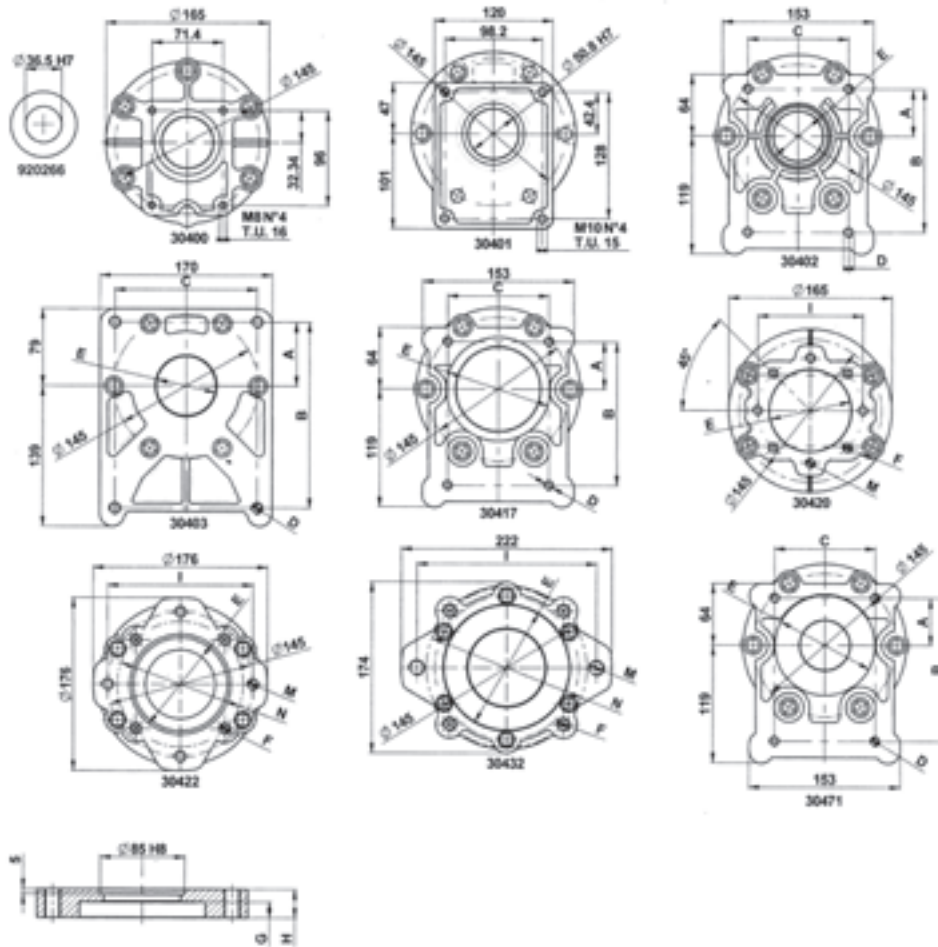
PART NUMBER	PUMP FLANGE TYPE	A	B	C	D	EH 7	FG	H	I	L	M	N
30400	European Group 2							17	21			
30401	European Group 3							21	23			
30402	European Group 3 + 5	49.3	149.5	114.3	M10x20	60.3		11.5	24			
30403	European Group 4	64.5	188	143	M12x22	63.5		16	23			
30417	BOSCH Group 3	48	145	102	M10x15	105		12	19			
30420	SAE A 2 + 4 BOLT					82.55	M12x20	21	25	106	M12x25	
30422	SAE B 2 + 4 BOLT					101.6	M12x20	12	25	146	M12x25	127
30432	SAE C 2 + 4 BOLT					127	M14x25	16	28	181	M16x25	162
30471	ULTRA 3PL DOWTY	52.5	53.4	105.1	M10x20	101.6		10.5	24.5			

PART NO.	DESCRIPTION	NETT. PRICE	
		£ STERLING	€ EUROS
28 - 30500	Mechanical Clutch Reversible European Group 3.5 without Flange	£562.27	€ 635.36
27 - 30501	Mechanical Clutch Clockwise European Group 3.5 without Flange	£562.27	€ 635.36
27 - 30502	Mechanical Clutch Anticlockwise European Group 3.5 without Flange	£562.27	€ 635.36

If the part number needed is not listed please ask the Flowfit Sales Team
Select Flange to suit pump type.

FLANGES TO SUIT SERIES 30500 MECHANICAL CLUTCH

www.flowfitonline.com
TECH. DATA SHEET
MC04



PART NO.	DESCRIPTION	NETT. PRICE	
		£ STERLING	€ EUROS
28 - 30400	European Group 2 Flange C/W +socket capscrews	£68.07	€ 76.92
28 - 30401	European Group 3 Flange C/W +socket capscrews	£63.54	€ 71.80
28 - 30402	European Group 3 + 5 Flange +socket capscrews	£61.29	€ 69.26
28 - 30403	European Group 4 Flange +socket capscrews	£59.53	€ 67.27
28 - 30417	Bosch Group 3 Flange +socket capscrews	£77.91	€ 88.04
28 - 30420	SAE A 2 BOLT Flange C/W +socket capscrews	£61.27	€ 69.23
28 - 30421	SAE B 2 BOLT Flange C/W +socket capscrews	£106.80	€ 120.68
28 - 30422	SAE B 4 BOLT Flange C/W +socket capscrews	£76.42	€ 86.35
28 - 30431	SAE C 2 BOLT Flange C/W +socket capscrews	£77.91	€ 88.04
28 - 30432	SAE C 4 BOLT Flange C/w +socket capscrews	£77.91	€ 88.04
28 - 30471	3PL Ultra/Dowty Flange	£71.80	€ 81.14

FLOWFIT MECHANICAL CLUTCH AND HYDRAULIC PUMP ASSEMBLIES

PRODUCT	PAGE
GROUP 1 - PUMP ASSEMBLIES	331
GROUP 2 - PUMP ASSEMBLIES	332
GROUP 3 - PUMP ASSEMBLIES	333



**FLOWFIT
FROM
ONLY
£199.00
+VAT**



**GALTECH
FROM
ONLY
£286.19
+VAT**



QUALITY PRODUCTS



FREE ADVICE



HYDRAULIC MECHANICAL CLUTCH AND PUMP ASSEMBLIES

Our Hydraulic Mechanical Clutch and Pump assemblies are supplied as standard with a Clockwise rotation pump, the Mechanical clutches used in the assembly are Bi-rotational/Reversible, this meaning if your application requires an anti-clockwise pump, the pump rotation can be changed to suit. When engaging and disengaging the pump the directional valve in the hydraulic circuit must be in the exhaust position so not under load and at a speed not over 1800 R.P.M.

LUBRICATION

SEA 90 gear oil must be put in the mechanical clutch prior to use - please note we do not supply the gear oil and will not accept responsibility for customers not putting oil into the clutch unit. Change the oil after the first 60-80 hours and then every 12 months or 1500 hours which ever falls first.

MAINTENANCE

Please check the oil level via the special oil window every 50 hours. Working temperatures should not exceed 120 degrees celcius under continuous duty cycle.

SPECIFY THE CORRECT MECHANICAL CLUTCH

Please check if you are unsure how to apply and use this product. Speed, flow and pressure have a big bearing on selecting the correct combination. If unsure please ask our technical department for assistance. Please note flow rate calculated at 1800 rpm.

Please check with the Technical Sales Office if you are not sure which mechanical clutch to use.

Operating temperature: +80°C -20°C

Axial load: 120 daNm

FLOWFIT GROUP 1 HYDRAULIC MECHANICAL CLUTCH AND PUMP ASSEMBLY 8.6L/MIN TO 14.4L/MIN



www.flowfitonline.com
TECH. DATA SHEET
RMCPA4

PART NO.	FLOW @ 1800RPM L/MIN	WORKING PRESSURE BAR	ABSORBED POWER KW	NOMINAL TORQUE DANM	MAX PUMP SPEED	GROUP 1 PUMP CC/REV	NET PRICE	
							£ STERLING	€ EUROS
ZZ009507	8.6 L/Min	200	3.5	1.86	3500	4.8cc	£199.00	€ 224.87
ZZ009508	10.44 L/Min	200	4.4	2.33	3000	5.8cc	£199.00	€ 224.87
ZZ009509	14.4 L/Min	200	5.5	2.91	2100	8cc	£199.00	€ 224.87

GALTECH GROUP 1 HYDRAULIC MECHANICAL CLUTCH AND PUMP ASSEMBLY 9L/MIN TO 17.64L/MIN



www.flowfitonline.com
TECH. DATA SHEET
RMCPA1

PART NO.	FLOW @ 1800RPM L/MIN	WORKING PRESSURE BAR	ABSORBED POWER KW	NOMINAL TORQUE DANM	MAX PUMP SPEED	GRP 1 PUMP CC/REV	NETT. PRICE	
							£ STERLING	€ EUROS
ZZ000464	9	200	3.5	1.86	3000	5	£286.19	€ 323.39
ZZ000465	11.34	200	4.4	2.33	2700	6.3	£286.19	€ 323.39
ZZ000466	14.04	200	5.5	2.91	2500	7.8	£286.19	€ 323.39
ZZ000467	17.64	200	6.9	3.66	2000	9.8	£286.19	€ 323.39

FLOWFIT GROUP 2 HYDRAULIC MECHANICAL CLUTCH AND PUMP ASSEMBLY 18L/MIN TO 46.8L/MIN



www.flowfitonline.com
TECH. DATA SHEET
RMCPA5

PART NO.	FLOW @ 1800RPM L/MIN	WORKING PRESSURE BAR	POWER KW	NOMINAL TORQUE DANM	MAX PUMP SPEED	GRP 2 PUMP CC/REV	NETT. PRICE	
							£ STERLING	€ EUROS
ZZ009511	18 L/Min	200	6.9	3.66	3000	10cc	£203.00	€ 229.39
ZZ009512	25.2 L/Min	200	9.88	5.24	4000	14cc	£203.00	€ 229.39
ZZ009513	28.8 L/Min	200	11.29	5.98	3500	16cc	£203.00	€ 229.39
ZZ009514	34.2 L/Min	200	13.41	7.11	3500	19cc	£203.00	€ 229.39
ZZ009515	39.6 L/Min	200	15.52	8.23	3500	22cc	£203.00	€ 229.39
ZZ009516	46.8 L/Min	200	18.35	9.73	3500	26cc	£239.00	€ 270.07

GALTECH GROUP 2 HYDRAULIC MECHANICAL CLUTCH AND PUMP ASSEMBLY 19.8L/MIN TO 46.8L/MIN



www.flowfitonline.com
TECH. DATA SHEET
RMCPA2

PART NO.	FLOW @ 1800RPM L/MIN	WORKING PRESSURE BAR	POWER KW	NOMINAL TORQUE DANM	MAX PUMP SPEED	GRP 2 PUMP CC/REV	NETT. PRICE	
							£ STERLING	€ EUROS
ZZ000468	19.80	200	7.76	4.12	3500	11	£301.34	€ 340.51
ZZ000469	25.2	200	9.88	5.24	3500	14	£301.34	€ 340.51
ZZ000470	28.8	200	11.29	5.98	3500	16	£301.34	€ 340.51
ZZ000471	34.2	200	13.41	7.11	3300	19.0	£301.34	€ 340.51
ZZ000472	36.9	200	15.52	8.23	2800	22.0	£301.34	€ 340.51
ZZ000473	46.8	200	18.35	9.73	2500	26.0	£301.34	€ 340.51

FLOWFIT GROUP 3 HYDRAULIC MECHANICAL CLUTCH AND PUMP ASSEMBLY 46.8L/MIN TO 77.4L/MIN

www.flowfitonline.com
TECH. DATA SHEET
RMCPA6



PART NO.	FLOW @ 1800RPM L/MIN	WORKING PRESSURE BAR	POWER KW	NOMINAL TORQUE DANM	MAX PUMP SPEED	GRP 2 PUMP CC/REV	NETT. PRICE	
							£ STERLING	€ EUROS
ZZ009517	46.8 L/Min	200	18.35	10.86	3000	26cc	£289.00	€ 326.57
ZZ009518	61.2 L/Min	200	24	12.35	3000	34cc	£289.00	€ 326.57
ZZ009519	70.2 L/Min	200	27	13.48	3000	39cc	£289.00	€ 326.57
ZZ009520	77.4 L/Min	200	30	16.48	3000	43cc	£289.00	€ 326.57

GALTECH GROUP 3 HYDRAULIC MECHANICAL CLUTCH AND PUMP ASSEMBLY 52.2L/MIN TO 79.2L/MIN

www.flowfitonline.com
TECH. DATA SHEET
RMCPA3



PART NO.	FLOW @ 1800RPM L/MIN	WORKING PRESSURE BAR	POWER KW	NOMINAL TORQUE DANM	MAX PUMP SPEED	GRP 3 PUMP CC/REV	NETT. PRICE	
							£ STERLING	€ EUROS
ZZ000474	52.2	200	20.47	10.86	3300	29.0	£452.09	€ 510.86
ZZ000475	59.4	200	23.29	12.35	3300	33.0	£452.09	€ 510.86
ZZ000476	64.8	200	25.41	13.48	3300	36.0	£452.09	€ 510.86
ZZ000477	79.2	200	31.06	16.48	3000	44	£452.09	€ 510.86

STAINLESS STEEL MANIFOLDS

**NEW
PRODUCT**

Everything Hydraulic

**PRICES
FROM ONLY
£POA
+VAT**


During the design and subsequent construction of hydraulic systems, design engineers and installers increasingly feel the need to use components enabling the paths of the pressure and return lines to be rationalized. A range of standard manifolds have been developed and produced to meet these needs in different types of configurations and sizes.

In particular:

- Three types of configuration: parallel-code CMA01 with independent "Ls"-code CMA02 with independent "Ts"-code CMA03
- Six connector sizes from 1/8" to 1" BSP
- Number of stations ranging from 2 to a maximum of 9


PARALLEL TYPE

Max Pressure	250 bar
Inlet ports	1/4" – 1 1/4" BSP
Working ports	1/8" – 1" BSP
Stations	2–9




L-TYPE

Max Pressure	250 bar
Working ports	1/8" – 1" BSP
Stations	2–9



T-TYPE

Max Pressure	250 bar
Working ports	1/8" – 1" BSP
Stations	2–9



Visit

www.flowfitonline.com

PTO GEARBOXES

PRODUCT	PAGE
SERIES 60000 PTO GEARBOX PUMP GROUP 2 • 10KW	336
SERIES 70000 PTO GEARBOX PUMP GROUP 3 • 20KW	336
SERIES 70012 CAST IRON PTO GEARBOX PUMP GROUP 3 • 37KW	338



**FROM
ONLY
£120.72
+VAT**



**FROM
ONLY
£144.70
+VAT**



QUALITY PRODUCTS

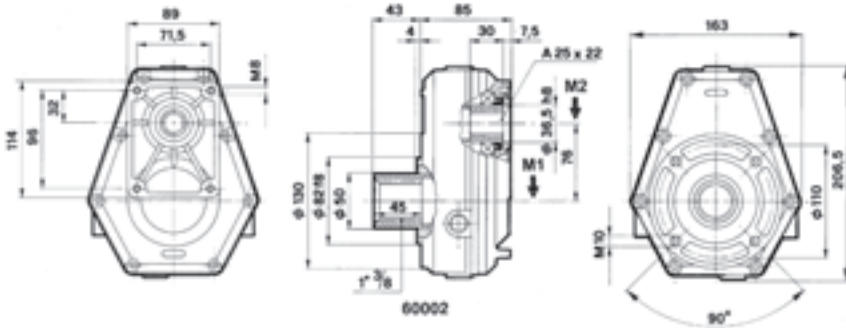


FREE ADVICE



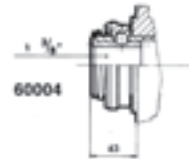
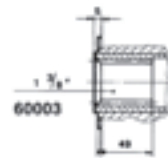
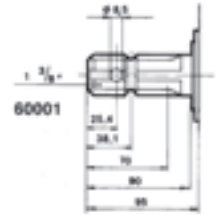
SERIES 60000 PTO GEARBOX PUMP GROUP 2 • 10KW

www.flowfitonline.com
TECH. DATA SHEET
PTOG01



MAX OIL LEVEL 0.22 LITRE

M1 MAXIMUM CONTINUOUS TORQUE OF THE PTO GEARBOX (Input side daNm)	M2 MAXIMUM TORQUE OF THE PTO GEARBOX (Output side daNm)	N1 TRACTOR OUTPUT SPEED RPM	N2 FINAL OUTPUT SPEED OF PUMP-GEARBOX ASSEMBLY RPM	I RATIO OF SPEED INCREASE	KW MAX TRANSMITTABLE POWER	WEIGHT KG
17.8	11.9	540	810	1.5	10	5.5
15.2	7.8	540	1080	2	10	5.5
16.5	6.6	540	1350	2.5	10	5.5
18	5.5	540	1680	3	10	5.5
18.6	5.8	540	1836	3.5	10	5.5
15.9	4.2	540	2052	3.8	10	5.5

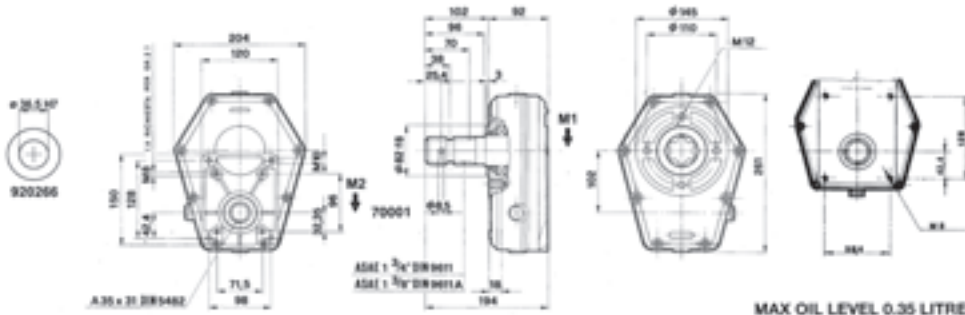


FACTORY PREFIX	PTO GEARBOX	RATIO AVAILABLE
	33	60001 60002 60003 60004

PART NO.	MALE SHAFT	NETT. PRICE	
		£ STERLING	€ EUROS
33 - 60001-4	PTO Gearbox Group 2 Pump Fixing Male Shaft Ratio 1:3	£120.72	€ 136.42
33 - 60001-6	PTO Gearbox Group 2 Pump Fixing Male Shaft Ratio 1:3.8	£120.72	€ 136.42
33 - 60001-6/0	PTO Gearbox Group 2 Pump Fixing Male Shaft Ratio 1:3.8 with oil level inverted	£106.67	€ 120.53
PART NO.	FEMALE SHAFT (NO QUICK RELEASE COUPLING)	NETT. PRICE	
		£ STERLING	€ EUROS
33 - 60002-2	PTO Gearbox Group 2 Female Shaft Long Ratio 1:2	£120.72	€ 136.42
33 - 60002-6	PTO Gearbox Group 2 Female Shaft Long Ratio 1:3.8	£106.67	€ 120.53
33 - 60003-6	PTO Gearbox Group 2 Female Shaft Short Ratio 1:3.8	£106.67	€ 120.53
PART NO.	FEMALE SHAFT (C/W QUICK RELEASE COUPLING)	NETT. PRICE	
		£ STERLING	€ EUROS
33 - 60004-2	PTO Gearbox Group 2 Female Shaft C/W Quick Release Ratio 1:2	£138.91	€ 156.97
33 - 60004-4	PTO Gearbox Group 2 Female Shaft C/W Quick Release Ratio 1:3	£124.02	€ 140.14
33 - 60004-6	PTO Gearbox Group 2 Female Shaft C/W Quick Release Ratio 1:3.8	£124.02	€ 140.14

SERIES 70000 PTO GEARBOX PUMP GROUP 3 • 20KW

www.flowfitonline.com
TECH. DATA SHEET
PTOG02



M1 MAXIMUM CONTINUOUS TORQUE OF THE PTO GEARBOX (Input side daNm)	M2 MAXIMUM TORQUE OF THE PTO GEARBOX (Output side daNm)	N1 TRACTOR OUTPUT SPEED RPM	N2 FINAL OUTPUT SPEED OF PUMP-GEARBOX ASSEMBLY RPM	I RATIO OF SPEED INCREASE	KW MAX TRANSMITTABLE POWER	WEIGHT KG
31	31	540	540	1	20	8,1
38	26	540	810	1,5	20	8,1
43	21	540	1080	2	20	8,1
46	18	540	1408	2,5	20	8,1
49	16	540	1620	3	20	8,1
46	13	540	1836	3,5	20	8,1
43,7	11,5	540	2057	3,8	20	8,1

FACTORY PREFIX	PTO GEARBOX	RATIO AVAILABLE
	34	70001, 70002, 70003, 70004, 70210

PART NO.	MALE SHAFT	NETT. PRICE	
		£ STERLING	€ EUROS
34 - 70001-4	PTO Gearbox Group 3 Pump Fixing Male Shaft Ratio 1:3	£144.69	€ 163.50
34 - 70001-5	PTO Gearbox Group 3 Pump Fixing Male Shaft Ratio 1:3.5	£144.69	€ 163.50
PART NO.	FEMALE SHAFT	NETT. PRICE	
		£ STERLING	€ EUROS
34 - 70004-4	PTO Gearbox Group 3 Female Shaft C/W Quick Release Ratio 1:3	£163.72	€ 185.00
34 - 70004-5	PTO Gearbox Group 3 Female Shaft C/W Quick Release Ratio 1:3.5	£163.72	€ 185.00

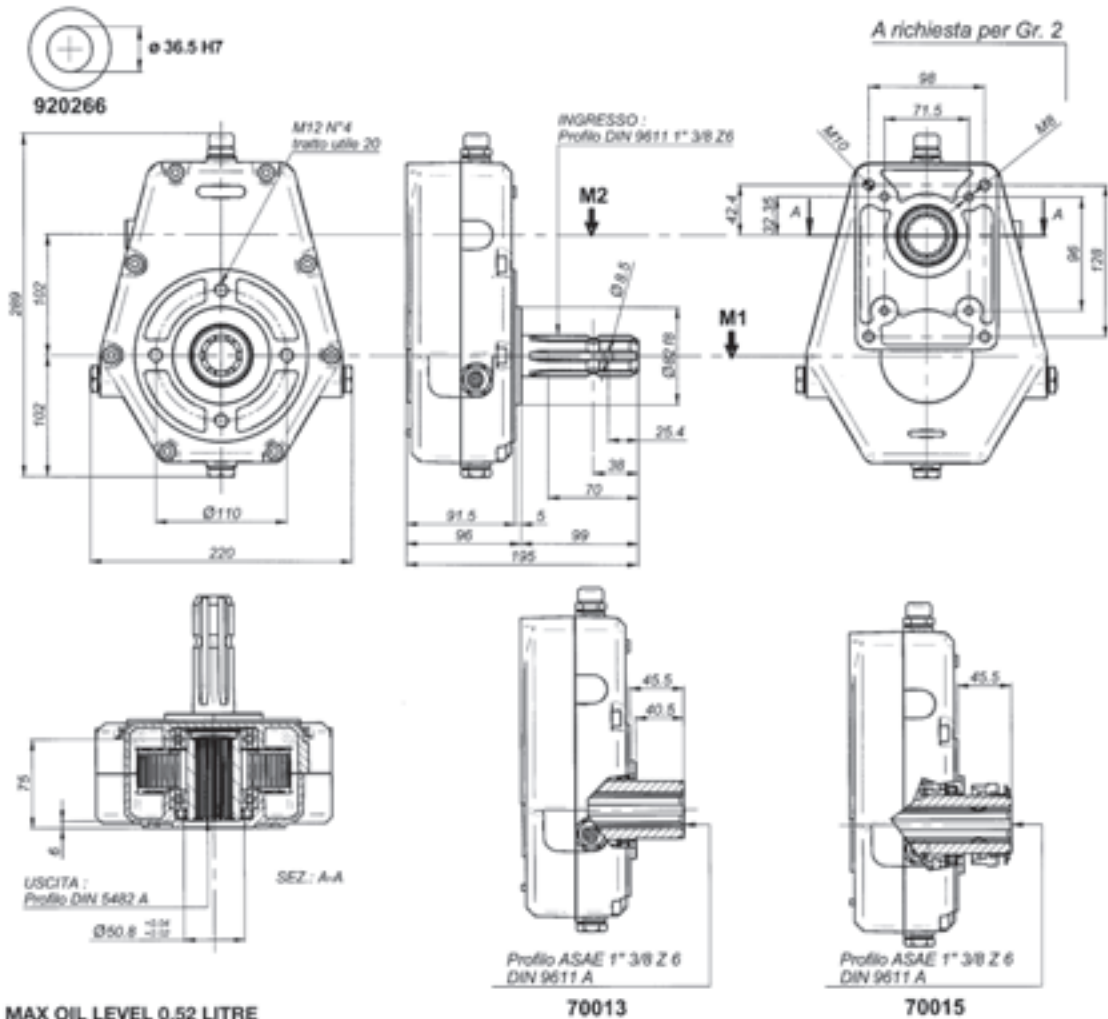
PTO GEARBOX FIXING/ WELDING PLATE



SKU	PRODUCT DESCRIPTION	SIGOT DIAMETER	FIXING HOLE DIAMETER	DIMENSIONS	WEIGHT	NETT. PRICE	
						£ STERLING	€ EUROS
TORQUE FIXING PLATE	Fixing plate/welding plate for P.T.O. Shaft Gear Box Group 2 and Group 3	82,5 mm	110 mm	300 x 150 x 8.5 mm	5Kg	£34.80	€ 39.32

SERIES 70012 CAST IRON PTO GEARBOX PUMP GROUP 3 • 37KW

www.flowfitonline.com
TECH. DATA SHEET
PTOG03



MAX OIL LEVEL 0.52 LITRE

M1 MAXIMUM CONTINUOUS TORQUE OF THE PTO GEARBOX (Input side daNm)	M2 MAXIMUM TORQUE OF THE PTO GEARBOX (Output side daNm)	N1 TRACTOR OUTPUT SPEED RPM	N2 FINAL OUTPUT SPEED OF PUMP/GEARBOX ASSEMBLY RPM	I RATIO OF SPEED INCREASE	KW MAX TRANSMITTABLE POWER	WEIGHT KG
66	66	540	540	1	37	14.5
66	44	540	810	1.5	37	14.5
66	33	540	1080	2	37	14.5
66	26.4	540	1408	2.5	37	14.5
66	22	540	1620	3	37	14.5
66	18	540	1836	3.5	35	14.5
66	16.6	540	2057	3.8	35	14.5

PART NO.	MALE SHAFT	NETT. PRICE
----------	------------	-------------

		£ STERLING	€ EUROS
121-70012-4	Heavy Duty Cast Iron PTO Gearbox Group 3 Pump Fixing Male Shaft Ratio 1:3	£342.92	€ 387.50
121-70012-5	Heavy Duty Cast Iron PTO Gearbox Group 3 Pump Fixing Male Shaft Ratio 1:3.5	£342.92	€ 387.50

PART NO.	FEMALE SHAFT (C/W QUICK RELEASE COUPLING)	NETT. PRICE
----------	---	-------------

		£ STERLING	€ EUROS
121-70015-3	Heavy Duty Cast Iron PTO Gearbox Group 3 Pump Fixing Female Shaft Quick Release Ratio 1:3	£345.61	€ 390.54
121-70015-3.5	Heavy Duty Cast Iron PTO Gearbox Group 3 Pump Fixing Female Shaft Quick Release Ratio 1:3.5	£345.61	€ 390.54

HYDRAULIC PTO GEARBOXES AND PUMP ASSEMBLIES

PRODUCT	PAGE
PTO GEAR BOXES WITH GROUP 2 PUMPS	340
PTO GEAR BOXES WITH GROUP 3 PUMPS	341
CAST IRON PTO GEAR BOXES WITH GROUP 3 PUMPS	342



QUALITY PRODUCTS



FREE ADVICE



ALUMINIUM HYDRAULIC PTO GEARBOXES AND PUMP ASSEMBLIES

Flowfit PTO gearbox and pump assemblies are ideal for adding power to tractor and landscape equipment not already equipped with hydraulic circuits. Use to power hydraulic motors front end loaders, mowers and rotary sweepers.
The gearbox & pump range offer either direct or remote mounted options to the tractor PTO to provide independent hydraulic service.

PTO GEARBOXES WITH FLOWFIT GROUP 2 PUMPS

www.flowfitonline.com
TECH. DATA SHEET
PGPA4



With standard ratio's of 1:3.0 and 1: 3.8 and a range of outputs available upon request.

Flows from 6.48 l/min to 53.35 l/min can be achieved when coupled with group 2 hydraulic pump

Please note : Higher pressure and higher flow combinations are available upon request.

Please check intermittent and peak pressures on pump pdf.

PART NO.	FLOW L/MIN	MAX PRESSURE BAR	GEAR PUMP	GEARBOX RATIO	OUTPUT KW	INPUT SHAFT	NETT. PRICE	
							£ STERLING	€ EUROS
ZZ009541	6.48	270	Group 2, 4cc	1:3	3.56 kW	1 3/8" - 6" Spline Male	£143.00	€ 161.59
ZZ009542	9.72	270	Group 2, 6cc	1:3	5.34 kW	1 3/8" - 6" Spline Male	£143.00	€ 161.59
ZZ009543	13.77	270	Group 2, 8.5cc	1:3	7.56 kW	1 3/8" - 6" Spline Male	£143.00	€ 161.59
ZZ009544	16	270	Group 2, 10cc	1:3	9.78 kW	1 3/8" - 6" Spline Male	£143.00	€ 161.59
ZZ009545	22.68	220	Group 2, 14cc	1:3	9.78 kW	1 3/8" - 6" Spline Male	£143.00	€ 161.59
ZZ009546	26.73	190	Group 2, 16.5cc	1:3	9.96 kW	1 3/8" - 6" Spline Male	£143.00	€ 161.59
ZZ009547	32.4	160	Group 2, 20cc	1:3	9.91 kW	1 3/8" - 6" Spline Male	£143.00	€ 161.59
ZZ009548	37.26	135	Group 2, 23cc	1:3	9.65 kW	1 3/8" - 6" Spline Male	£143.00	€ 161.59
ZZ009549	40.5	120	Group 2, 25cc	1:3	9.91 kW	1 3/8" - 6" Spline Male	£143.00	€ 161.59
ZZ009550	8.21	270	Group 2, 4cc	1:3.8	4.51 kW	1 3/8" - 6" Spline Male	£143.00	€ 161.59
ZZ009551	12.31	270	Group 2, 6cc	1:3.8	6.76 kW	1 3/8" - 6" Spline Male	£143.00	€ 161.59
ZZ009553	17.44	270	Group 2, 8.5cc	1:3.8	9.58 kW	1 3/8" - 6" Spline Male	£143.00	€ 161.59
ZZ009554	20.52	270	Group 2, 10cc	1:3.8	9.74 kW	1 3/8" - 6" Spline Male	£143.00	€ 161.59
ZZ009555	28.73	220	Group 2, 14cc	1:3.8	9.58 kW	1 3/8" - 6" Spline Male	£143.00	€ 161.59
ZZ009556	33.86	150	Group 2, 16.5cc	1:3.8	9.96 kW	1 3/8" - 6" Spline Male	£143.00	€ 161.59
ZZ009557	41.04	125	Group 2, 20cc	1:3.8	9.81 kW	1 3/8" - 6" Spline Male	£143.00	€ 161.59
ZZ009559	47.2	110	Group 2, 23cc	1:3.8	9.96 kW	1 3/8" - 6" Spline Male	£143.00	€ 161.59
ZZ009560	51.3	95	Group 2, 25cc	1:3.8	9.94 kW	1 3/8" - 6" Spline Male	£143.00	€ 161.59

PTO GEAR BOXES WITH GALTECH GROUP 2 PUMPS



With standard ratio's of 1:3.0 and 1: 3.8 and a range of outputs available upon request.

Flows from 6.48 l/min to 53.35 l/min can be achieved when coupled with group 2 hydraulic pump

Please note : Higher pressure and higher flow combinations are available upon request.

Please check intermittent and peak pressures on pump pdf.

PART NO.	FLOW L/ MIN	MAX PRESSURE BAR	GEAR PUMP	GEARBOX RATIO	INPUT SHAFT	NETT. PRICE	
						£ STERLING	€ EUROS
ZZ001043	6.48	280	Group 2 4cc/rev	1:3	1 3/8" - 6" Spline Male	£216.17	€ 244.27
ZZ001044	9.72	280	Group 2 6cc/rev	1:3	1 3/8" - 6" Spline Male	£216.17	€ 244.27
ZZ001046	13.77	280	Group 2 8.5cc/rev	1:3	1 3/8" - 6" Spline Male	£216.17	€ 244.27
ZZ001047	17.82	280	Group 2 11cc/rev	1:3	1 3/8" - 6" Spline Male	£216.17	€ 244.27
ZZ001048	22.68	220	Group 2 14cc/rev	1:3	1 3/8" - 6" Spline Male	£216.17	€ 244.27
ZZ001049	26.73	190	Group 2 16.5cc/rev	1:3	1 3/8" - 6" Spline Male	£216.17	€ 244.27
ZZ001050	31.59	160	Group 2 19.5cc/rev	1:3	1 3/8" - 6" Spline Male	£216.17	€ 244.27
ZZ001051	36.45	135	Group 2 22.5cc/rev	1:3	1 3/8" - 6" Spline Male	£216.17	€ 244.27
ZZ001052	42.12	120	Group 2 26cc/rev	1:3	1 3/8" - 6" Spline Male	£216.17	€ 244.27
ZZ001053	8.21	280	Group 2 4cc/rev	1:3.8	1 3/8" - 6" Spline Male	£216.17	€ 244.27
ZZ001054	12.31	280	Group 2 6cc/rev	1:3.8	1 3/8" - 6" Spline Male	£216.17	€ 244.27
ZZ001055	17.55	280	Group 2 8.5cc/rev	1:3.8	1 3/8" - 6" Spline Male	£216.17	€ 244.27
ZZ001056	22.57	220	Group 2 11cc/rev	1:3.8	1 3/8" - 6" Spline Male	£216.17	€ 244.27
ZZ001057	28.73	170	Group 2 14cc/rev	1:3.8	1 3/8" - 6" Spline Male	£216.17	€ 244.27
ZZ001058	33.86	150	Group 2 16.5cc/rev	1:3.8	1 3/8" - 6" Spline Male	£216.17	€ 244.27
ZZ001059	40.01	125	Group 2 19.5cc/rev	1:3.8	1 3/8" - 6" Spline Male	£216.17	€ 244.27
ZZ001060	46.17	110	Group 2 22.5cc/rev	1:3.8	1 3/8" - 6" Spline Male	£216.17	€ 244.27
ZZ001061	53.35	95	Group 2 26cc/rev	1:3.8	1 3/8" - 6" Spline Male	£216.17	€ 244.27

PTO GEARBOXES WITH FLOWFIT GROUP 3 PUMPS



With standard ratio's of 1:3.0 and 1: 3.8 and a range of outputs available upon request.

Flows from 6.48 l/min to 53.35 l/min can be achieved when coupled with group 2 hydraulic pump

Please note : Higher pressure and higher flow combinations are available upon request.

Please check intermittent and peak pressures on pump pdf.

PART NO.	FLOW L/MIN	MAX PRESSURE BAR	GEAR PUMP	GEARBOX RATIO	OUTPUT KW	INPUT SHAFT	NETT. PRICE	
							£ STERLING	€ EUROS
ZZ009562	42.12	250	Group 3, 26cc	1:3	17 kW	1 3/8" - 6" Spline Male	£235.00	€ 265.55
ZZ009563	49.14	250	Group 3, 26cc	1:3.5	19.83 kW	1 3/8" - 6" Spline Male	£235.00	€ 265.55
ZZ009569	55.08	230	Group 3, 34cc	1:3	19.86 kW	1 3/8" - 6" Spline Male	£235.00	€ 265.55
ZZ009570	64.26	230	Group 3, 34cc	1:3.5	19.54 kW	1 3/8" - 6" Spline Male	£235.00	€ 265.55
ZZ009571	63.18	190	Group 3, 39cc	1:3	19.66 kW	1 3/8" - 6" Spline Male	£235.00	€ 265.55
ZZ009572	64.26	180	Group 3, 34cc	1:3.5	19.51 kW	1 3/8" - 6" Spline Male	£235.00	€ 265.55
ZZ009573	73.71	170	Group 3, 39cc	1:3.5	18.89 kW	1 3/8" - 6" Spline Male	£235.00	€ 265.55
ZZ009574	81.27	160	Group 3, 43cc	1:3.5	19.34 kW	1 3/8" - 6" Spline Male	£235.00	€ 265.55
ZZ009575	81.27	141	Group 3, 43cc	1:3.5	19.34 kW	1 3/8" - 6" Spline Male	£235.00	€ 265.55
ZZ009576	82.62	120	Group 3, 51cc	1:3	19.71 kW	1 3/8" - 6" Spline Male	£235.00	€ 265.55
ZZ009577	96.39	100	Group 3, 51cc	1:3.5	19.16 kW	1 3/8" - 6" Spline Male	£235.00	€ 265.55
ZZ009578	98.98	100	Group 3, 60cc	1:3	19.41 kW	1 3/8" - 6" Spline Male	£235.00	€ 265.55
ZZ009579	113.4	80	Group 3, 60cc	1:3.5	18.11 kW	1 3/8" - 6" Spline Male	£235.00	€ 265.55

PTO GEAR BOXES WITH GALTECH GROUP 3 PUMPS

www.flowfitonline.com
TECH. DATA SHEET
PGPA2



With standard ratio's of 1:3.0 and 1: 3.5 and a range of outputs available upon request.

Flows from 30.78 l/min to 115 l/min can be achieved when coupled with group 3 hydraulic pump

Please note : Higher pressure and higher flow combinations are available upon request.

Please check intermittant and peak pressures on pump pdf.

PART NO.	FLOW L/ MIN	MAX PRESSURE BAR	GEAR PUMP	GEARBOX RATIO	INPUT SHAFT	NETT. PRICE	
						£ STERLING	€ EUROS
ZZ000480	30.78	250	Group 3 19cc/rev	1:3	1 3/8" - 6" Spline Male	£336.79	€ 380.58
ZZ000488	35.91	250	Group 3 19cc/rev	1:3.5	1 3/8" - 6" Spline Male	£336.79	€ 380.58
ZZ000481	36.12	240	Group 3 22cc/rev	1:3	1 3/8" - 6" Spline Male	£336.79	€ 380.58
ZZ000489	42.15	240	Group 3 22cc/rev	1:3.5	1 3/8" - 6" Spline Male	£336.79	€ 380.58
ZZ000483	53.29	190	Group 3 33cc/rev	1:3	1 3/8" - 6" Spline Male	£336.79	€ 380.58
ZZ000490	55.38	180	Group 3 29cc rev	1:3.5	1 3/8" - 6" Spline Male	£336.79	€ 380.58
ZZ000484	58.96	170	Group 3 36cc/rev	1:3	1 3/8" - 6" Spline Male	£336.79	€ 380.58
ZZ000491	62.18	160	Group 3 33cc/rev	1:3.5	1 3/8" - 6" Spline Male	£336.79	€ 380.58
ZZ000492	68.8	140	Group 3 36cc/rev	1:3.5	1 3/8" - 6" Spline Male	£336.79	€ 380.58
ZZ000485	70.47	140	Group 3 44cc/rev	1:3	1 3/8" - 6" Spline Male	£336.79	€ 380.58
ZZ000493	82.22	120	Group 3 44cc/rev	1:3.5	1 3/8" - 6" Spline Male	£336.79	€ 380.58
ZZ000486	83.75	120	Group 3 52cc/rev	1:3	1 3/8" - 6" Spline Male	£336.79	€ 380.58
ZZ000494	97.71	100	Group 3 52cc/rev	1:3.5	1 3/8" - 6" Spline Male	£336.79	€ 380.58
ZZ000487	98.98	100	Group 3 62cc/rev	1:3	1 3/8" - 6" Spline Male	£336.79	€ 380.58
ZZ000495	115.48	80	Group 3 62cc/rev	1:3.5	1 3/8" - 6" Spline Male	£336.79	€ 380.58

CAST IRON PTO GEARBOXES WITH FLOWFIT GROUP 3 PUMPS

www.flowfitonline.com
TECH. DATA SHEET
PGPA6



With standard ratio's of 1:3.0 and 1: 3.5 and a range of outputs available upon request.

Flows from 6l/min to 120 l/min can be achieved when coupled with group 3 hydraulic pump

Please note : Higher pressure and higher flow combinations are available upon request.

Please check intermittant and peak pressures on pump pdf.

PART NO.	FLOW L/ MIN	MAX PRESSURE BAR	GEAR PUMP	GEARBOX RATIO	OUTPUT KW	INPUT SHAFT	NETT. PRICE	
							£ STERLING	€ EUROS
ZZ009580	42.12	250	Group 3, 26cc	1:3	20.48 kW	1 3/8" - 6" Spline Male	£375.00	€ 423.75
ZZ009582	49.14	240	Group 3, 26cc	1:3.5	23.89 kW	1 3/8" - 6" Spline Male	£375.00	€ 423.75
ZZ009581	55.08	240	Group 3, 34cc	1:3	22.99 kW	1 3/8" - 6" Spline Male	£375.00	€ 423.75
ZZ009588	64.26	220	Group 3, 34cc	1:3.5	26.82 kW	1 3/8" - 6" Spline Male	£375.00	€ 423.75
ZZ009587	63	220	Group 3, 39cc	1:3	24.28 kW	1 3/8" - 6" Spline Male	£375.00	€ 423.75
ZZ009589	73.71	220	Group 3, 39cc	1:3.5	28.33 kW	1 3/8" - 6" Spline Male	£375.00	€ 423.75
ZZ009590	69.66	220	Group 3, 43cc	1:3	27.64 kW	1 3/8" - 6" Spline Male	£375.00	€ 423.75
ZZ009591	81.27	210	Group 3, 43cc	1:3.5	32.24 kW	1 3/8" - 6" Spline Male	£375.00	€ 423.75
ZZ009592	62	220	Group 3, 51cc	1:3	32.84 kW	1 3/8" - 6" Spline Male	£375.00	€ 423.75
ZZ009593	96.39	210	Group 3, 51cc	1:3.5	34.49 kW	1 3/8" - 6" Spline Male	£375.00	€ 423.75
ZZ009595	113.4	200	Group 3, 60cc	1:3.5	33.96 kW	1 3/8" - 6" Spline Male	£375.00	€ 423.75
ZZ009594	97.2	200	Group 3, 60cc	1:3	34.93 kW	1 3/8" - 6" Spline Male	£375.00	€ 423.75

CAST IRON PTO GEAR BOXES WITH GALTECH GROUP 3 PUMPS

www.flowfitonline.com
TECH. DATA SHEET
PGPA3



With standard ratio's of 1:3.0 and 1: 3.5 and a range of outputs available upon request.

Flows from 6l/min to 120 l/min can be achieved when coupled with group 3 hydraulic pump

Please note : Higher pressure and higher flow combinations are available upon request.

Please check intermittent and peak pressures on pump pdf.

PART NO.	FLOW L/ MIN	MAX PRESSURE BAR	GEAR PUMP	GEARBOX RATIO	INPUT SHAFT	NETT. PRICE	
						£ STERLING	€ EUROS
ZZ000618	35.91	250	Group 3 19cc/rev	1:3.5	1 3/8"- 6" Spline Male	£479.40	€ 541.72
ZZ000610	36.126	240	Group 3 22.3cc/rev	1:3	1 3/8"- 6" Spline Male	£479.40	€ 541.72
ZZ000619	42.15	240	Group 3 22.3cc/rev	1:3.5	1 3/8"- 6" Spline Male	£479.40	€ 541.72
ZZ000611	47.466	220	Group 3 29.3cc/rev	1:3	1 3/8"- 6" Spline Male	£479.40	€ 541.72
ZZ000612	53.298	220	Group 3 32.9cc/rev	1:1.3	1 3/8"- 6" Spline Male	£479.40	€ 541.72
ZZ000620	55.38	220	Group 3 29.3cc/rev	1:3.5	1 3/8"- 6" Spline Male	£479.40	€ 541.72
ZZ000613	58.968	210	Group 3 36.4cc/rev	1:3	1 3/8"- 6" Spline Male	£479.40	€ 541.72
ZZ000621	62.18	220	Group 3 32.9cc/rev	1:3.5	1 3/8"- 6" Spline Male	£479.40	€ 541.72
ZZ000622	68.8	210	Group 3 36.4 cc/rev	1:3.5	1 3/8"- 6" Spline Male	£479.40	€ 541.72
ZZ000614	70.47	200	Group 3 43.5 cc/rev	1:3	1 3/8"- 6" Spline Male	£479.40	€ 541.72
ZZ000623	82.22	200	Group 3 43.5 cc/rev	1:3.5	1 3/8"- 6" Spline Male	£479.40	€ 541.72
ZZ000615	83.75	200	Group 3 51.7 cc/rev	1:3	1 3/8"- 6" Spline Male	£479.40	€ 541.72
ZZ000624	97	190	Group 3 51.7cc/rev	1:3.5	1 3/8"- 6" Spline Male	£479.40	€ 541.72
ZZ000616	98.98	180	Group 3 61.1cc/rev	1:3	1 3/8"- 6" Spline Male	£479.40	€ 541.72
ZZ000625	115.48	150	Group 3 61.1cc/rev	1:3.5	1 3/8"- 6" Spline Male	£479.40	€ 541.72

PUMP BEARING SUPPORTS

PRODUCT	PAGE
GROUP 1 BEARING SUPPORT	345
GROUP 2 BEARING SUPPORT	345
GROUP 2 BEARING SUPPORT REINFORCED	346
GROUP 2 BEARING SUPPORT REINFORCED	346
GROUP 3 BEARING SUPPORT	347



FROM ONLY
£53.21
+VAT



FROM ONLY
£62.01
+VAT



FROM ONLY
£95.10
+VAT



QUALITY PRODUCTS

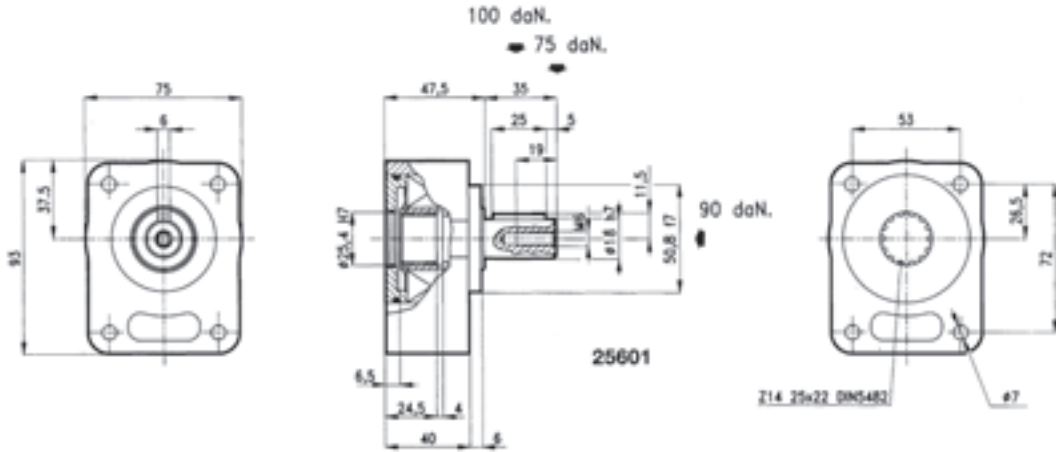


FREE ADVICE

If the part number needed is not listed please ask the Flowfit Sales Team

GROUP 1 BEARING SUPPORT

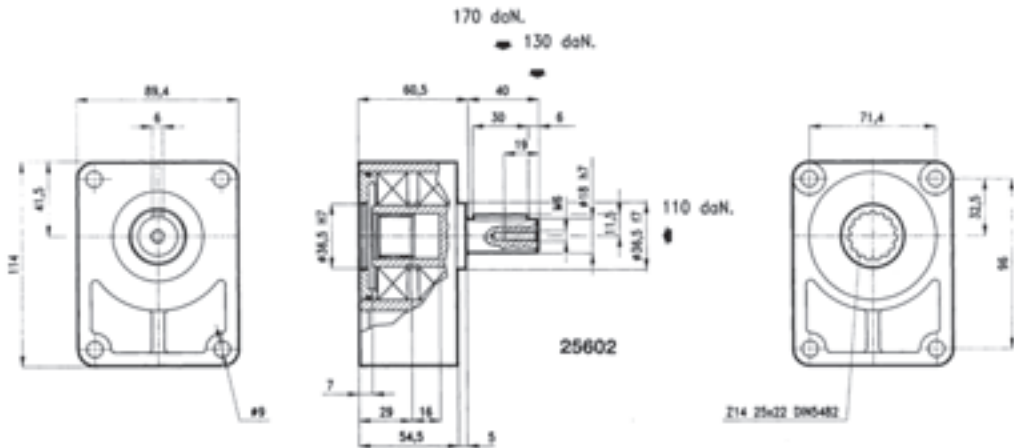
www.flowfitonline.com
TECH. DATA SHEET
PBS01



PART NO.	DESCRIPTION	NETT. PRICE	
		£ STERLING	€ EUROS
24 - 25601	Pump Bearing Support Support gr.1 cylindrical shaft	£53.19	€ 60.11

GROUP 2 BEARING SUPPORT

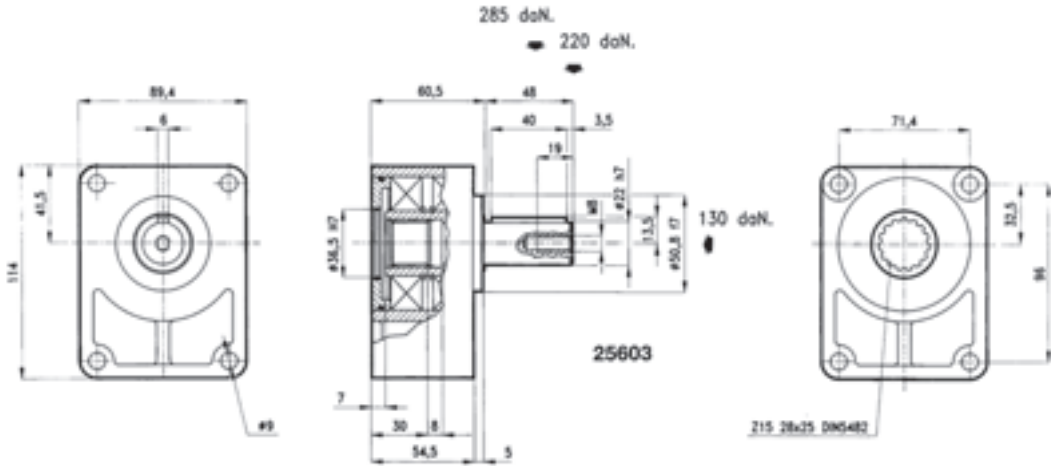
www.flowfitonline.com
TECH. DATA SHEET
PBS02



PART NO.	DESCRIPTION	NETT. PRICE	
		£ STERLING	€ EUROS
24 - 25602	Pump Bearing Support Support gr.2 cylindrical shaft	£62.01	€ 70.07

GROUP 2 BEARING SUPPORT REINFORCED

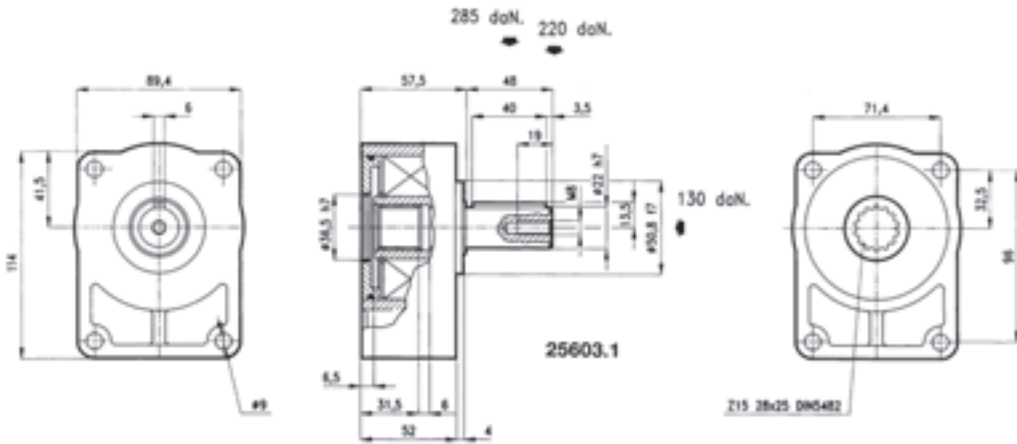
www.flowfitonline.com
TECH. DATA SHEET
PBS02



PART NO.	DESCRIPTION	NETT. PRICE	
		£ STERLING	€ EUROS
24 - 25603	Pump Bearing Support gr.2/R cylindrical shaft 2 bearings	£67.81	€ 76.62

GROUP 2 BEARING SUPPORT REINFORCED

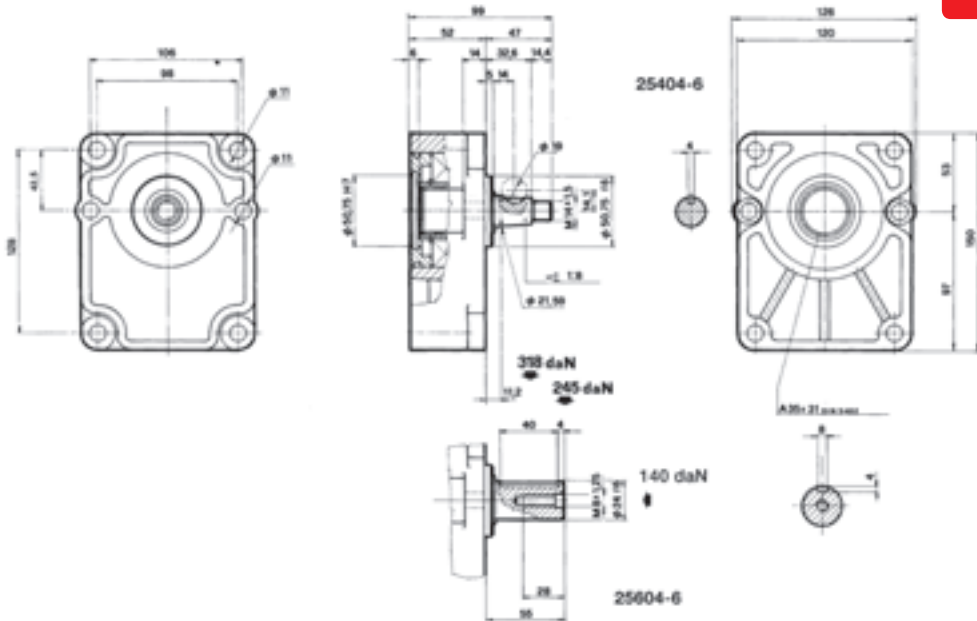
www.flowfitonline.com
TECH. DATA SHEET
PBS02



PART NO.	DESCRIPTION	NETT. PRICE	
		£ STERLING	€ EUROS
24 - 25603-1	Pump Bearing Support gr.2/R cylindrical shaft 1 bearing	£67.81	€ 76.62

GROUP 3 BEARING SUPPORT

www.flowfitonline.com
TECH. DATA SHEET
PBS03




PART NO.	DESCRIPTION	NETT. PRICE	
		£ STERLING	€ EUROS
24 - 25604-6	Pump Bearing Support gr.3 cylindrical shaft 6 holes	£95.10	€ 107.47

If the part number needed is not listed please ask the Flowfit Sales Team

SPEED REDUCTION GEARBOXES

PRODUCT	PAGE
95000 SERIES ALUMINIUM SPEED REDUCTION GEARBOXES	349
96000 SERIES ALUMINIUM SPEED REDUCTION GEARBOXES	350
97500 SERIES CAST IRON SPEED REDUCTION GEARBOXES	351



QUALITY PRODUCTS



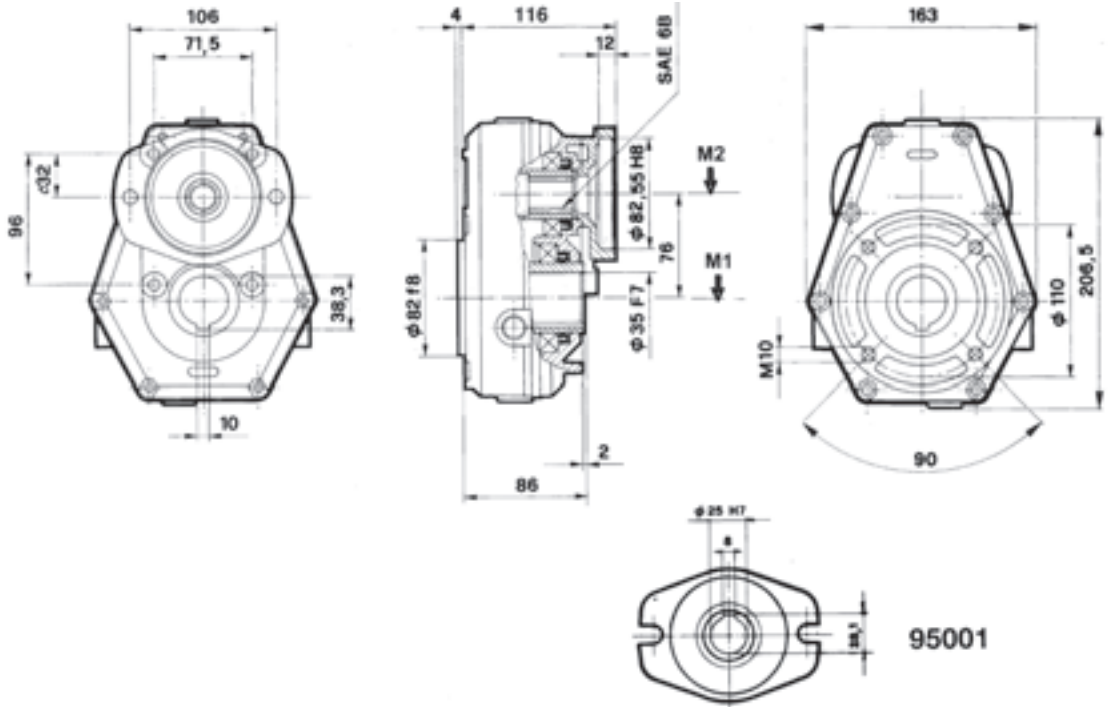
FREE ADVICE



95000 SERIES ALUMINIUM SPEED REDUCTION GEARBOXES

www.flowfitonline.com
TECH. DATA SHEET
SRG01

GROUP 2 • SAE 'A' • 10KW



MAX OIL LEVEL 0.22 LITRE

M1 MAXIMUM CONTINUOUS TORQUE OF THE SPEED INCREASER (Input side daNm)	M2 MAXIMUM TORQUE OF THE SPEED INCREASER (Output side daNm)	N1 OUTPUT SPEED AFTER REDUCTION RPM	N2 INPUT SPEED BEFORE REDUCTION RPM	I RATIO OF SPEED REDUCTION ON N2 = N1	MAX TRANSMITTABLE POWER KW	WEIGHT KG
19,6	13,1	200	300	1,5	10	5
17,6	8,8	200	400	2	10	5
19,2	7,7	200	500	2,5	10	5
20,1	6,7	200	600	3	10	5
21,4	6,3	200	700	3,5	10	5
18,6	4,9	200	760	3,8	10	5

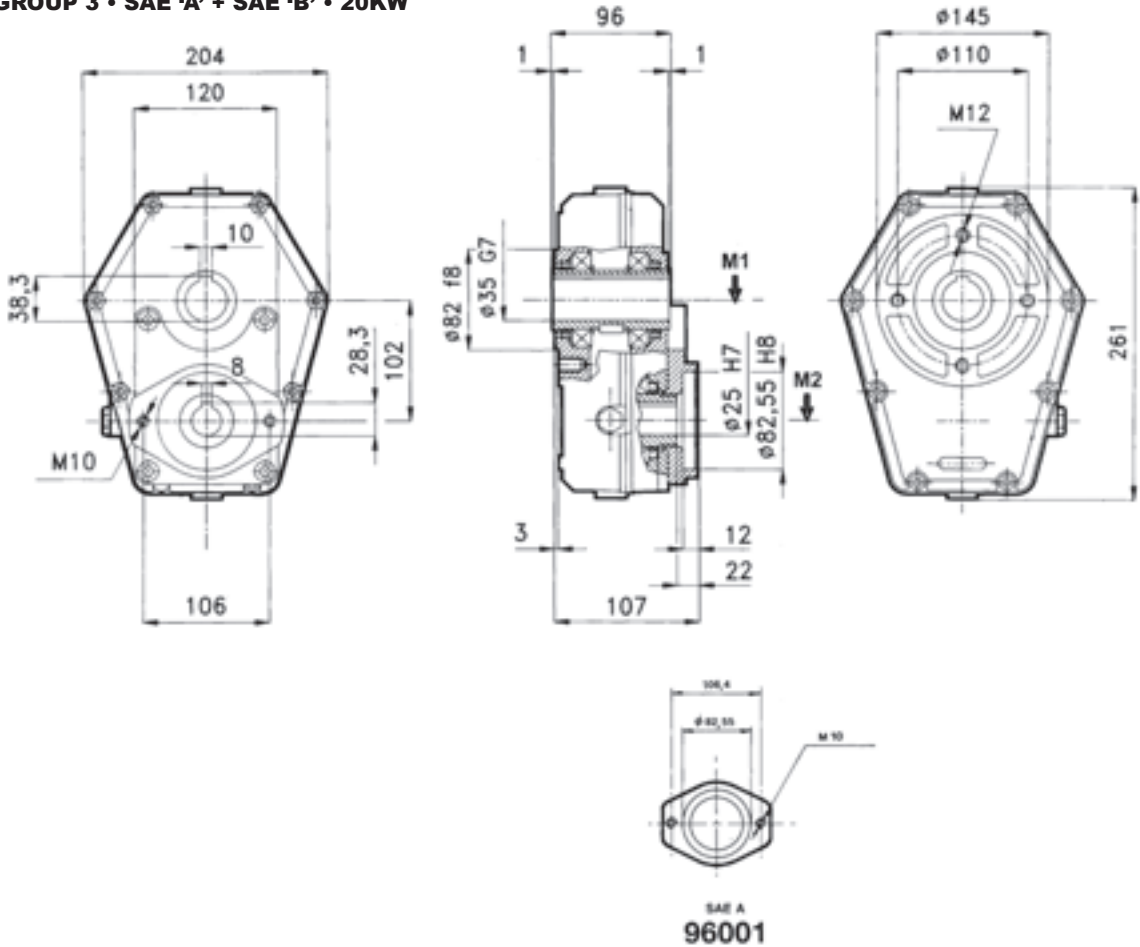
95001 SPEED REDUCTION GEARBOX

PART NO.	DESCRIPTION OF REDUCTION GEARBOX	NETT. PRICE	
		£ STERLING	€ EUROS
38 - 95001-1	Reduction gear gr.2 SAE A dia.25 R.1:1,5	£152.97	€ 172.85
38 - 95001-2	Reduction gear gr.2 SAE A dia.25 R.1:2	£152.97	€ 172.85
38 - 95001-2/30	Reduction gear gr.2 SAE A dia.25 R.1:2 female through-shaft	£152.97	€ 172.85
38 - 95001-3	Reduction gear gr.2 SAE A dia.25 R.1:2,5	£132.29	€ 149.49
38 - 95001-4	Reduction gear gr.2 SAE A dia.25 R.1:3	£132.29	€ 149.49
38 - 95001-4/1	Reduction gear gr.2 SAE A dia.25 R.1:3 female through-shaft	£132.29	€ 149.49
38 - 95001-5	Reduction gear gr.2 SAE A dia.25 R.1:3,5	£132.29	€ 149.49
38 - 95001-5/1	Reduction gear gr.2 SAE A dia.25 R.1:3,5 female through-shaft	£132.29	€ 149.49
38 - 95001-5/2	Reduction gear gr.2 SAE A dia.25 R.1:3,5 female through-shaft	£132.29	€ 149.49
38 - 95001-6	Reduction gear gr.2 SAE A dia.25 R.1:3,8	£132.29	€ 149.49
38 - 95001-6/3	Aluminium Speed Reduction Gearbox SAE A Ratio 1:3.8 C/W Female Through Shaft	£132.29	€ 149.49

96000 SERIES ALUMINIUM SPEED REDUCTION GEARBOXES

www.flowfitonline.com
TECH. DATA SHEET
SRG02

GROUP 3 • SAE 'A' + SAE 'B' • 20KW



MAX OIL LEVEL 0.35 LITRE

M1 MAXIMUM CONTINUOUS TORQUE OF THE SPEED INCREASER (Input side daNm)	M2 MAXIMUM TORQUE OF THE SPEED INCREASER (Output side daNm)	N1 OUTPUT SPEED AFTER REDUCTION RPM	N2 INPUT SPEED BEFORE REDUCTION RPM	I RATIO OF SPEED REDUCTION ON N2 = N1	MAX TRANSMITTABLE POWER KW	WEIGHT KG
48	32	200	300	1,5	20	8,5
48,5	24,2	200	400	2	20	8,5
52	20,8	200	500	2,5	20	8,5
57	19	200	600	3	20	8,5
53	15,1	200	680	3,5	20	8,5
52,5	13,8	200	760	3,8	20	8,5

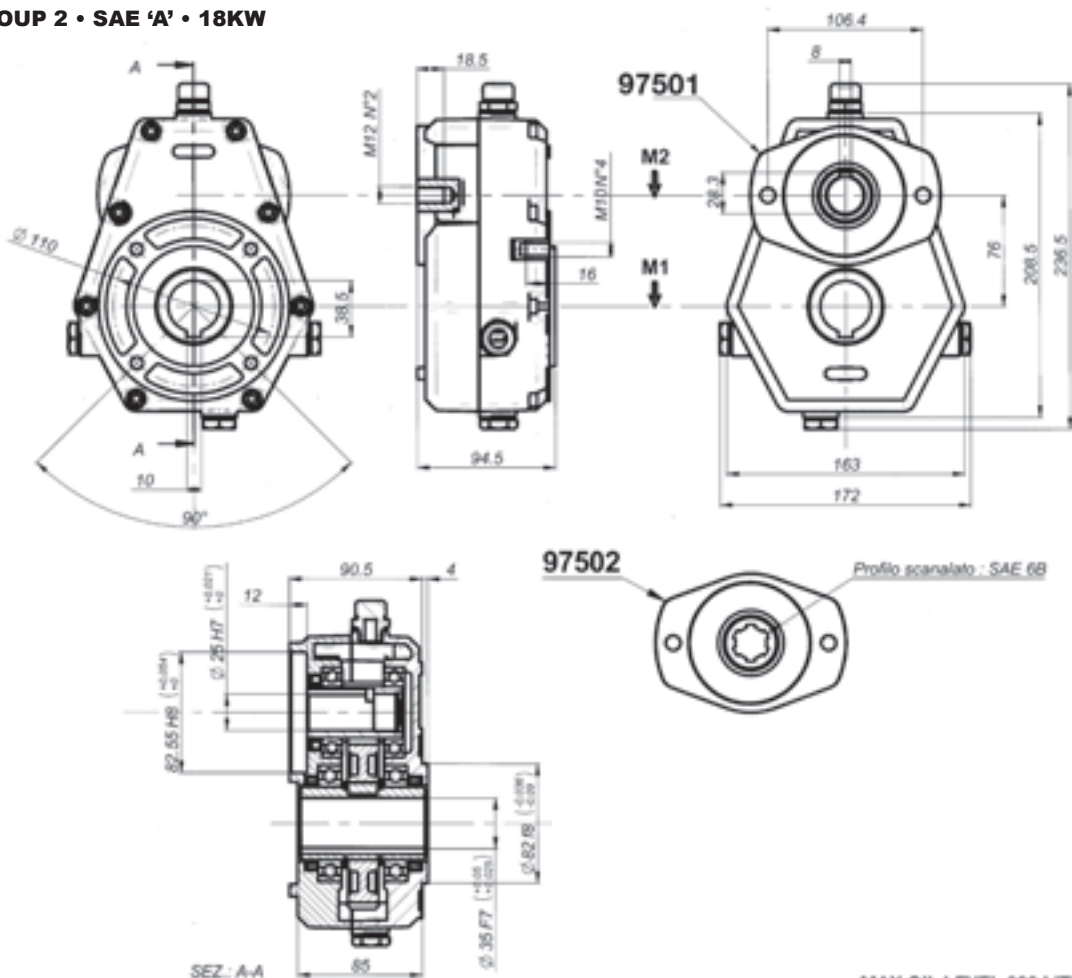
96001 SPEED REDUCTION GEARBOX

PART NO.	DESCRIPTION OF REDUCTION GEARBOX	NETT. PRICE	
		£ STERLING	€ EUROS
38-96071-6/3	Aluminium Speed Reduction Gearbox SAE A Ratio 1:3.8 C/W Female Through Shaft	£223.25	€ 252.27

97500 SERIES CAST IRON SPEED REDUCTION GEARBOXES

www.flowfitonline.com
TECH. DATA SHEET
SRG03

GROUP 2 • SAE 'A' • 18KW



MAX OIL LEVEL 022 LITRE

M1 MAXIMUM CONTINUOUS TORQUE OF THE SPEED INCREASER (Input side daNm)	M2 MAXIMUM TORQUE OF THE SPEED INCREASER (Output side daNm)	N1 OUTPUT SPEED AFTER REDUCTION RPM	N2 INPUT SPEED BEFORE REDUCTION RPM	I RATIO OF SPEED REDUCTION ON N2 = N1	MAX TRANSMITTABLE POWER KW	WEIGHT KG
24,7	16,5	200	300	1,5	18	10
32,4	16,2	200	400	2	18	10
38,7	15,5	200	500	2,5	18	10
24,0	8,0	200	600	3	18	10
25,5	7,5	200	680	3,5	18	10
26,6	7,0	200	760	3,8	18	10

97502 SPEED REDUCTION GEARBOX

PART NO.	DESCRIPTION OF REDUCTION GEARBOX	NETT. PRICE	
		£ STERLING	€ EUROS
69 - 97502-4	Cast Iron Speed Reduction SAE A - 6B Ratio 1:3 C/W Female Through Shaft	£264.60	€ 298.99
69 - 97502-6	Cast Iron Speed Reduction SAE A - 6B Ratio 1:3.8 C/W Female Through Shaft	£264.60	€ 298.99

FLOWFIT®

SINGLE & DOUBLE ACTING 20CC HANDPUMPS

Prices start
from as little as:
£78.00
+ vat

**NEW
PRODUCT**



G.L. HYDRAULIC S.R.L. is a leading-edge manufacturer specialised in the production of a wide range of hydraulic components for application in a variety of industrial sectors. The exceptional product quality standards are carefully guaranteed through the use of the best materials and the implementation of extremely tough quality-control procedures.

- Pump and tank fully protected against corrosion
- Finished product ready to mount
- The pump can be oriented on the tank as required (3 screws) and there is a filter on the suction rube
- Can be mounted vertically or horizontally
- There is a weld ring to fix your pump to your tank

PRODUCT FEATURES

20cc Displacement per Stroke

Choose between Single Acting & Double Acting

Maximum Pressure: 200 Bar

Port Size: 3/8" BSP Ports

Single Acting comes with Release Knob

Double Acting comes with Double Acting Valve

Hand Lever included

Choose between 2,4, 6 and 8 litre tanks

Visit

www.flowfitonline.com

ELECTRO-MAGNETIC CLUTCHES

PRODUCT	PAGE
10 daNm ELECTROMAGNETIC CLUTCHES	354
14 daNm ELECTROMAGNETIC CLUTCHES	358
21 daNm ELECTROMAGNETIC CLUTCHES	362
50 daNm ELECTROMAGNETIC CLUTCHES	364



QUALITY PRODUCTS



FREE ADVICE

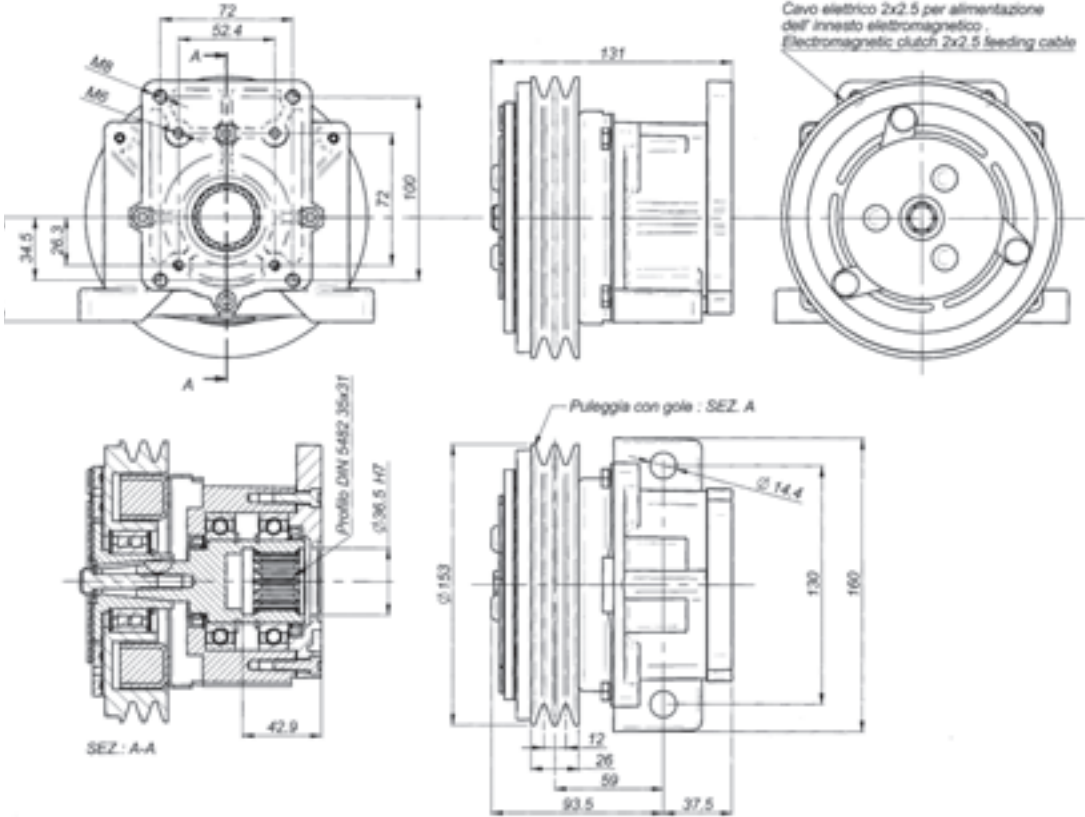


10 daNm ELECTROMAGNETIC CLUTCHES

www.flowfitonline.com
TECH. DATA SHEET
EC01

SERIE: 30901 12 Volt

SERIE: 30903 24 Volt



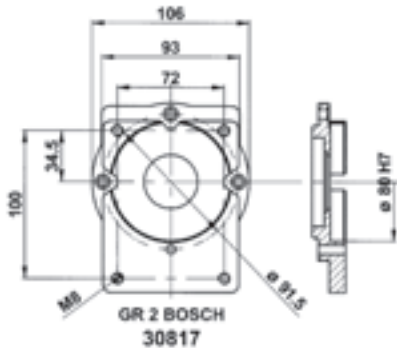
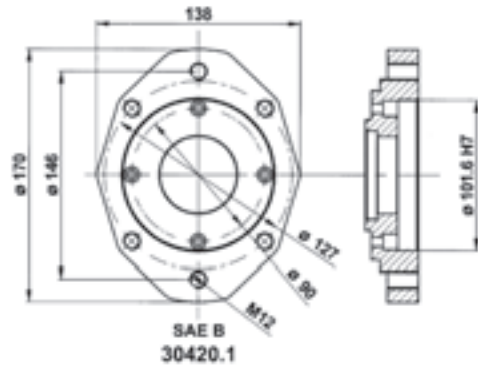
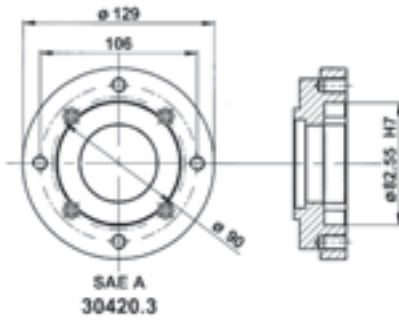
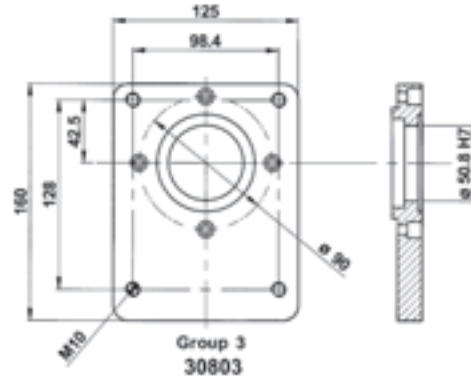
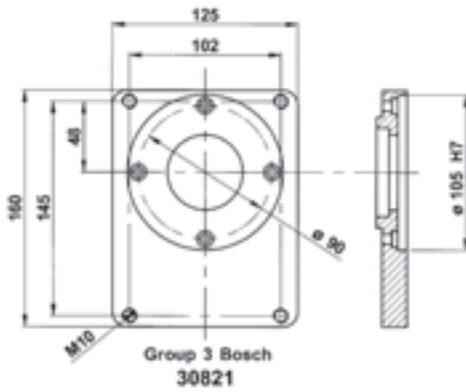
Nominal torque	7,8 daNm		Connection time		25 m/sec	
Static torque	12,5 daNm		Disconnection time		40 m/sec	
Dynamic torque	8,5 daNm	at 500 rpm	Minimum time between two connection		20 sec	
	7,0 daNm	at 1000 rpm				
	4,2 daNm	at 1500 rpm				
	3,5 daNm	at 2000 rpm	Max speed		5000 rpm	
	2,7 daNm	at 2500 rpm	Weight		5,5 Kg	
2,5 daNm	at 3000 rpm					
Electric absorption	Resistance (Ω)		Current (A)		Power (W)	
	20° C	120° C	20° C	120° C	20° C	120° C
12 V DC	4,00	5,60	3,33	2,00	40,00	24,00
24 V DC	20,00	28,00	1,26	0,77	30,30	18,18

All technical data are at 20°C / at 120 °C the performance are less 20%
All electromagnetic clutches are reversible.

PART NO.	DESCRIPTION	NETT. PRICE	
		£ STERLING	€ EUROS
29 - 30901	Electromagnetic clutch 12V. 10 daNm for European Group 1 and Group 2 Pumps	£239.81	€ 270.99
29 - 30903	Electromagnetic clutch 24V. 10 daNm for European Group 1 and Group 2 Pumps	£239.81	€ 270.99
29 - 30909	Electromagnetic clutch 12V. 10 daNm for European Group 3 Pump	£239.81	€ 270.99
29 - 30911	Electromagnetic clutch 24V. 10 daNm for European Group 3 Pump	£239.81	€ 270.99

If the part number needed is not listed please ask the Flowfit Sales Team

FLANGES FOR 10 daNm ELECTROMAGNETIC CLUTCHES



Electric absorption	CLUTCHES COMPLETE WITH ABOVE FLANGES				
	Gr.2 BOSCH	Gr.3	Gr. 3 BOSCH	SAE A	SAE B
12 Volt	30917	30909	30925	30901/SA	30901/SB
24 Volt	30919	30911	30927	30903/SA	30903/SB

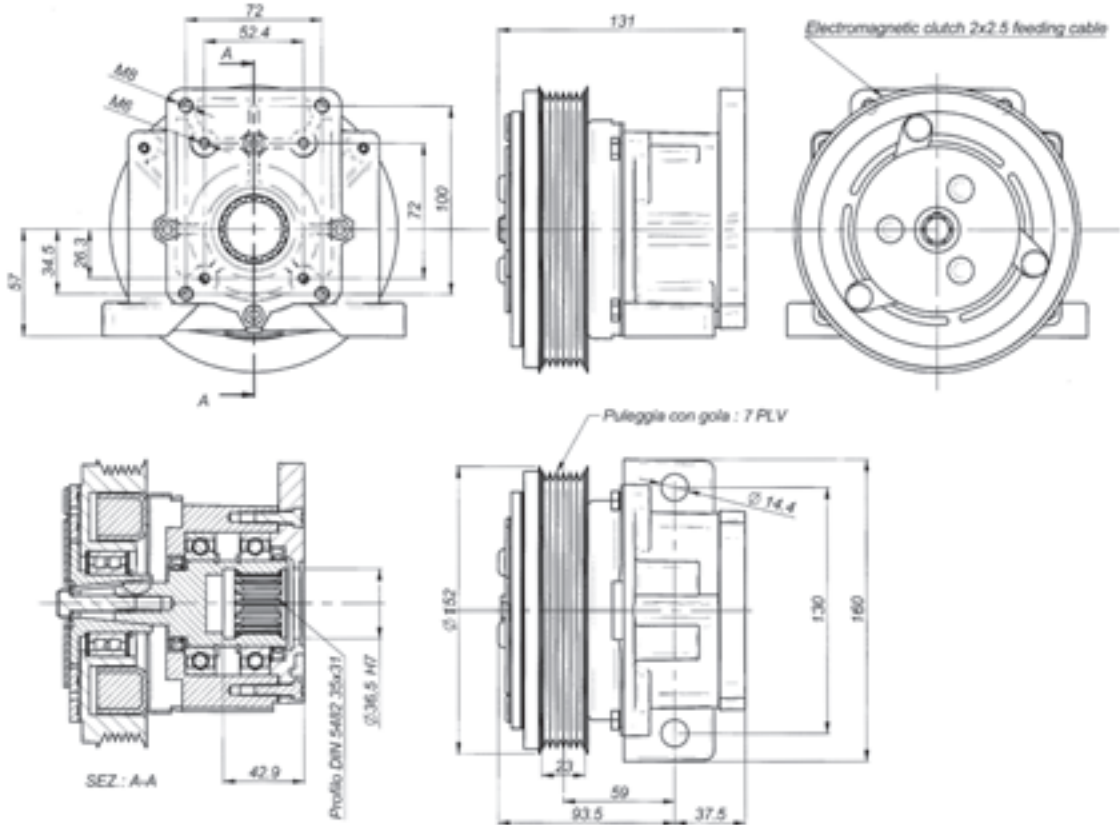
AVAILABLE ON REQUEST

10 daNm ELECTROMAGNETIC CLUTCHES

www.flowfitonline.com
TECH. DATA SHEET
EC01

SERIES: 30901-1 12 Volt

SERIES: 30903-1 24 Volt



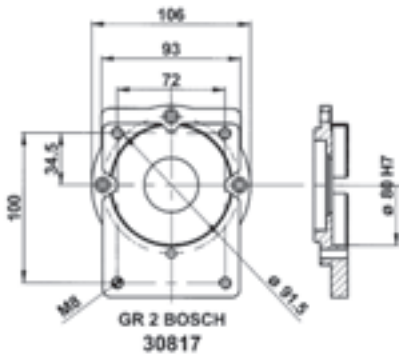
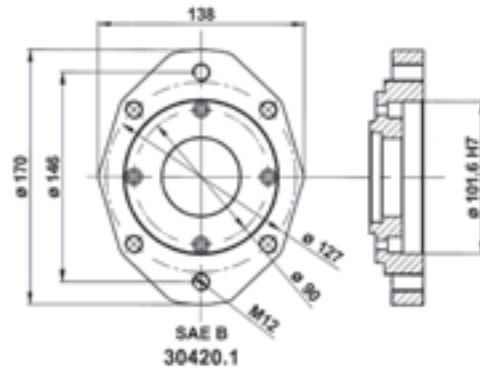
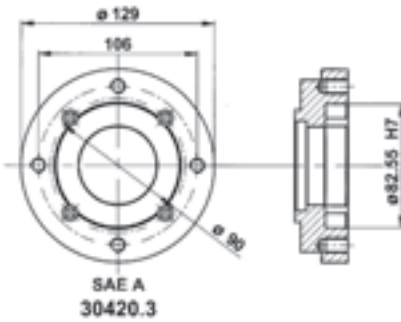
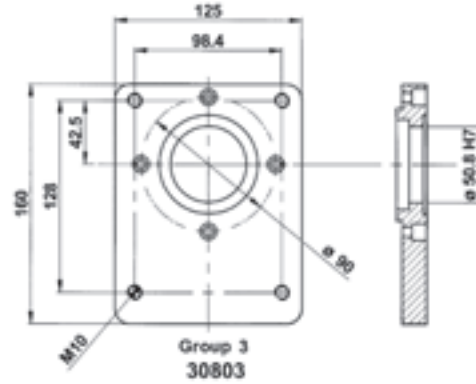
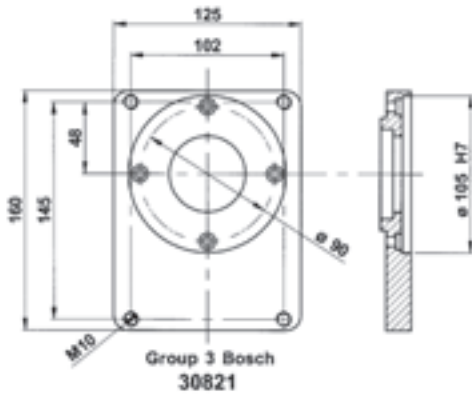
Nominal torque	7,8 daNm		Connection time		25 m/sec	
Static torque	12,5 daNm		Disconnection time		40 m/sec	
Dynamic torque	8,5 daNm	at 500 rpm	Minimum time between two connection		20 sec	
	7,0 daNm	at 1000 rpm				
	4,2 daNm	at 1500 rpm				
	3,5 daNm	at 2000 rpm	Max speed		5000 rpm	
	2,7 daNm	at 2500 rpm	Weight		5,5 Kg	
2,5 daNm	at 3000 rpm					
Electric absorption	Resistance (Ω)		Current (A)		Power (W)	
	20° C	120° C	20° C	120° C	20° C	120° C
12 V DC	4,00	5,00	3,33	2,00	40,00	24,00
24 V DC	20,00	28,00	1,26	0,77	30,30	18,18

All technical data are at 20°C / at 120 °C the performance are less 20%.
All electromagnetic clutches are reversible.

PART NO.	DESCRIPTION	NETT. PRICE	
		£ STERLING	€ EUROS
29 - 30901 - 1/7	Electromagnetic clutch 12V. 10 daNm 7 PLY RIBBED for European Group 1 and 2 Pumps	£239.81	€ 270.99
29 - 30903 - 1	Electromagnetic clutch 24V. 10 daNm for European Group 1 and 2 Pumps	£239.81	€ 270.99
29 - 30903 - 1/SA	Electromagnetic clutch 24V. 10 daNm for SAE A 2 BOLT	£239.81	€ 270.99
29 - 30909 - 1	Electromagnetic clutch 12V. 10 daNm for European Group 3 Pumps	£239.81	€ 270.99
29 - 30911 - 1	Electromagnetic clutch 24V. 10 daNm for European Group 3 Pumps	£239.81	€ 270.99

If the part number needed is not listed please ask the Flowfit Sales Team

FLANGES FOR 10 daNm ELECTROMAGNETIC CLUTCHES



Electric absorption	CLUTCHES COMPLETE WITH ABOVE FLANGES				
	Gr.2 BOSCH	Gr.3	Gr. 3 BOSCH	SAE A	SAE B
12 Volt	30917-1	30909-1	30925-1	30901-1/SA	30901-1/SB
24 Volt	30919-1	30911-1	30927-1	30903-1/SA	30903-1/SB

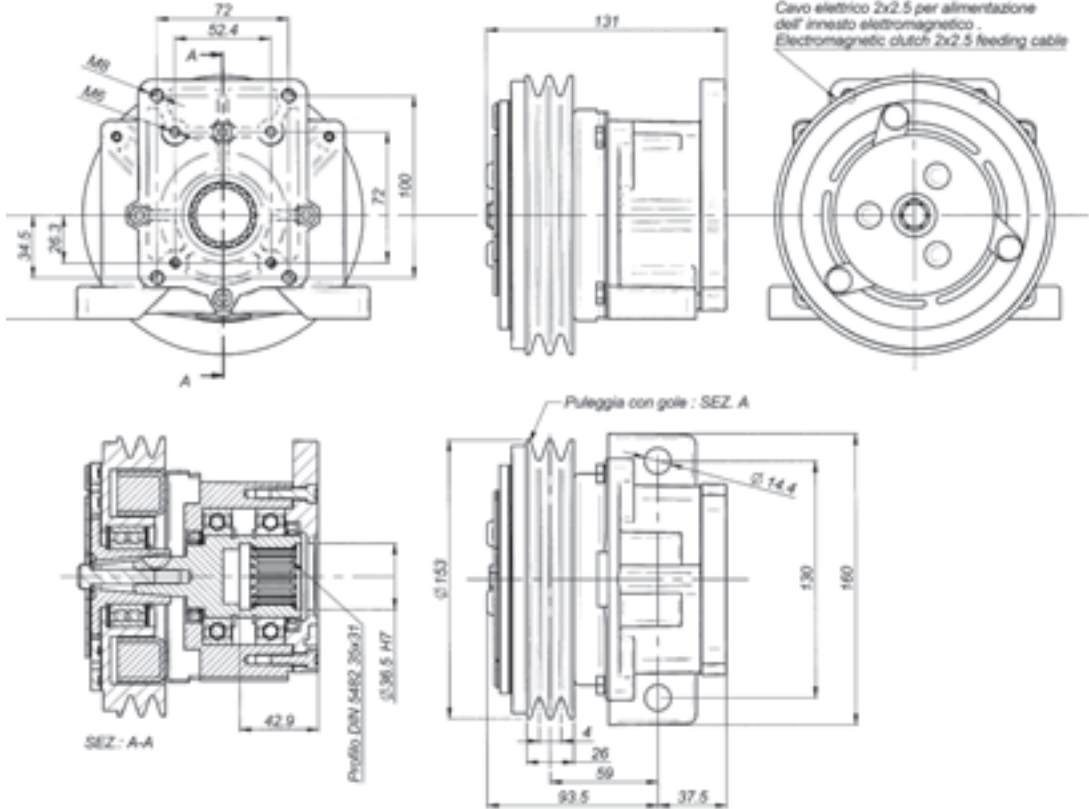
FLANGES AVAILABLE UPON REQUEST.

14 daNm ELECTROMAGNETIC CLUTCHES

www.flowfitonline.com
TECH. DATA SHEET
EC01

SERIE: 30929 12 Volt

SERIE: 30930 24 Volt

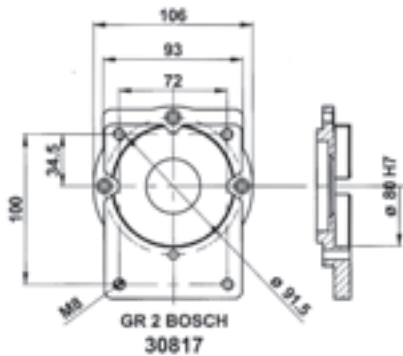
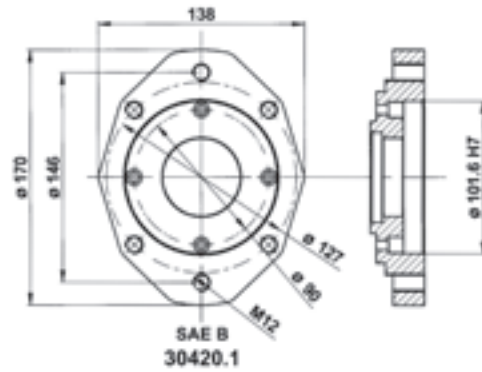
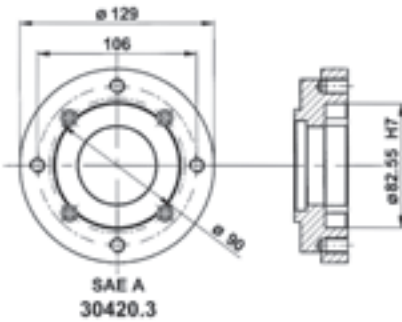
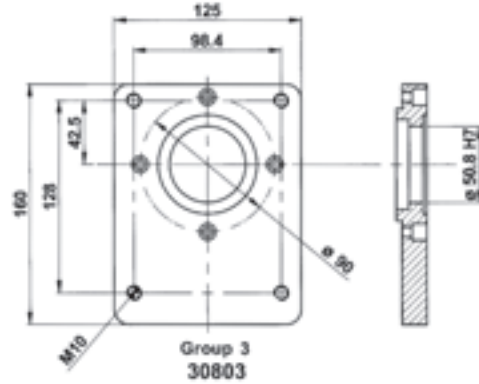
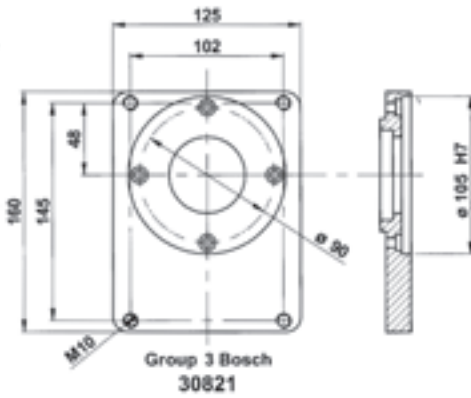


Nominal torque	11,8 daNm	Connection time	25 m/sec			
Static torque	14,0 daNm	Disconnection time	40 m/sec			
Dynamic torque	12,5 daNm	at 500 rpm	Minimum time between two connection			
	11,0 daNm	at 1000 rpm				
	8,2 daNm	at 1500 rpm				
	7,5 daNm	at 2000 rpm				
	6,7 daNm	at 2500 rpm	Max speed	5000 rpm		
	6,5 daNm	at 3000 rpm	Weight	5,5 Kg		
Electric absorption	Resistance (Ω)		Current (A)		Power (W)	
	20° C	120° C	20° C	120° C	20° C	120° C
12 V DC	4,00	5,60	3,33	2,00	40,00	24,00
24 V DC	20,00	28,00	1,26	0,77	30,30	18,18
All technical data are at 20°C / at 120 °C the performance are less 20% All electromagnetic clutches are reversible.						

PART NO.	DESCRIPTION	NETT. PRICE	
		£ STERLING	€ EUROS
29 - 30929	Electromagnetic clutch 12V. 14 daNm for European Group 1 and 2 Pumps	£268.84	€ 303.79
29 - 30929/SA	Electromagnetic clutch 12V. 14 daNm for SAE A 2 BOLT	£268.84	€ 303.79
29 - 30929/SB	Electromagnetic clutch 12V. 14 daNm for SAE B 2 BOLT	£268.84	€ 303.79
29 - 30930	Electromagnetic clutch 24V. 14 daNm for European Group 1 and 2 Pumps	£268.84	€ 303.79
29 - 30931	Electromagnetic clutch 12V. 14 daNm for European Group 3 Pumps	£268.84	€ 303.79
29 - 30932	Electromagnetic clutch 24V. 14 daNm for European Group 3 Pumps	£268.84	€ 303.79

If the part number needed is not listed please ask the Flowfit Sales Team

FLANGES FOR 14 daNm ELECTROMAGNETIC CLUTCHES



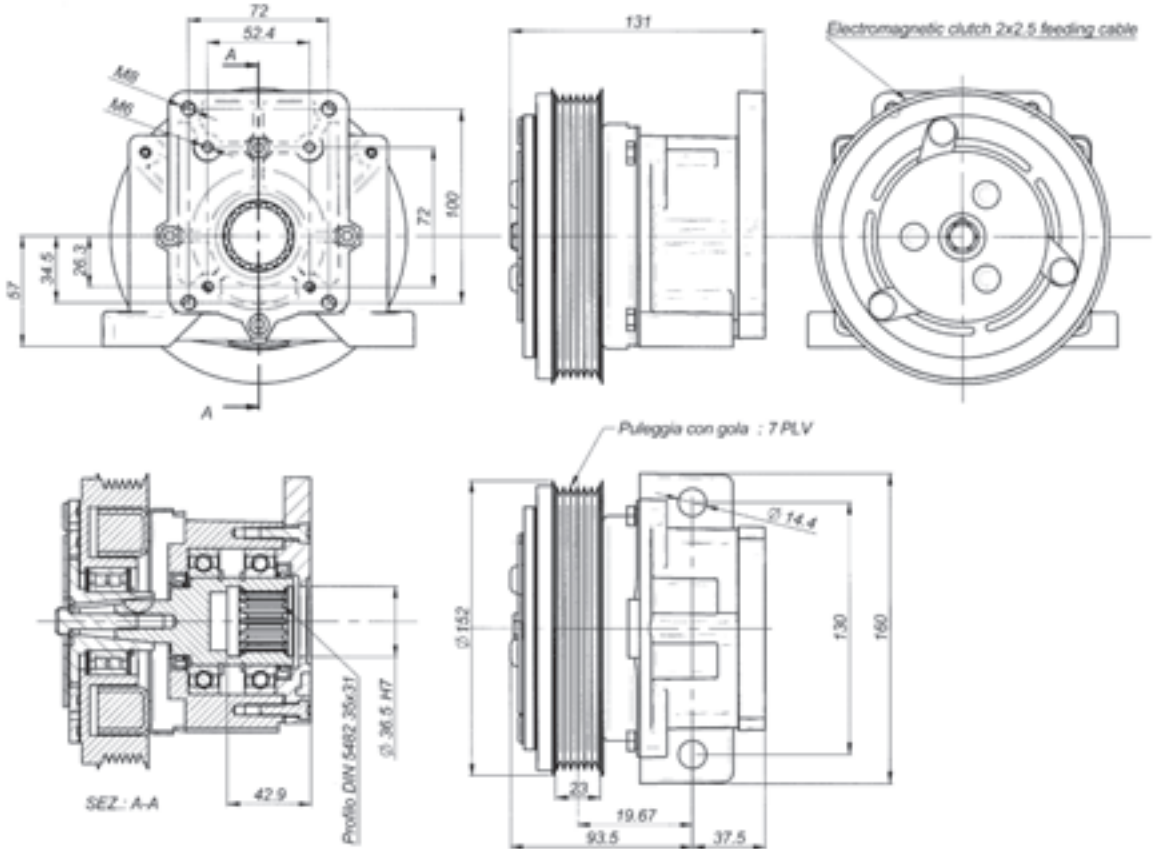
Electric absorption	CLUTCHES COMPLETE WITH ABOVE FLANGES				
	Gr.2 BOSCH	Gr.3	Gr. 3 BOSCH	SAE A	SAE B
12 Volt	30929/2B	30931	30931/3B	30929/SA	30929/SB
24 Volt	30930/2B	30932	30932/3B	30930/SA	30930/SB

14 daNm ELECTROMAGNETIC CLUTCHES

www.flowfitonline.com
TECH. DATA SHEET
EC01

SERIES: 30929-1 12 Volt

SERIES: 30930-1 24 Volt



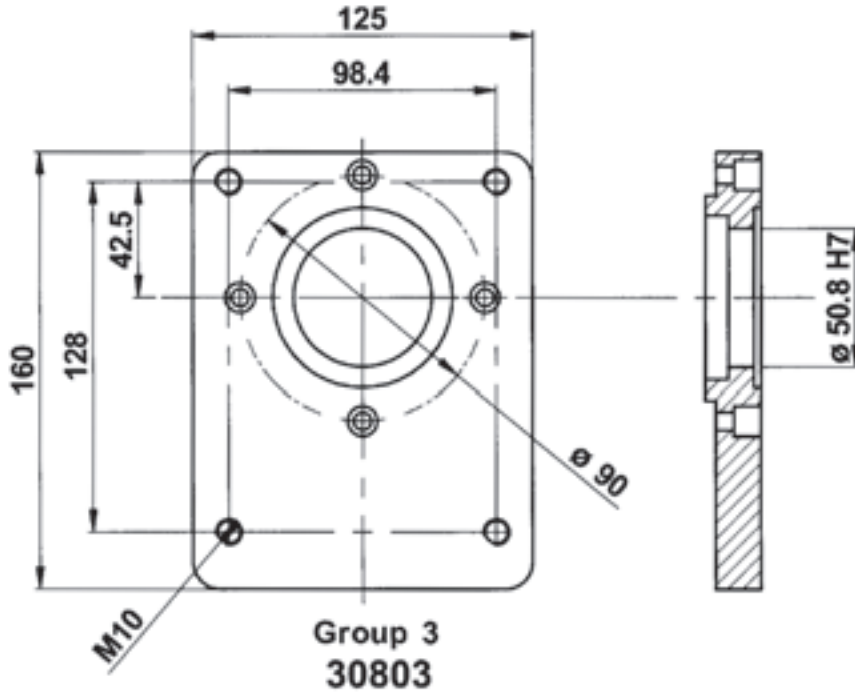
Nominal torque	11,8 daNm				Connection time	25 m/sec	
Static torque	14,0 daNm				Disconnection time	40 m/sec	
Dynamic torque	12,5 daNm		at 500 rpm		Minimum time between two connection	20 sec	
	11,0 daNm		at 1000 rpm				
	8,2 daNm		at 1500 rpm				
	7,5 daNm		at 2000 rpm		Max speed	5000 rpm	
	6,7 daNm		at 2500 rpm				
	6,5 daNm		at 3000 rpm		Weight	5,5 Kg	
Electric absorption	Resistance (Ω)		Current (A)		Power (W)		
	20° C	120° C	20° C	120° C	20° C	120° C	
12 V DC	4,00	5,60	3,33	2,00	40,00	24,00	
24 V DC	20,00	28,00	1,26	0,77	30,30	18,18	

All technical data are at 20°C / at 120 °C the performance are less 20%
All electromagnetice clutches are reversible.

PART NO.	DESCRIPTION	NETT. PRICE	
		£ STERLING	€ EUROS
29 - 30930 - 1	Electromagnetic clutch 24V. 14 daNm for European Group 1 and 2 Pumps	£268.84	€ 303.79
29 - 30931 - 1	Electromagnetic clutch 12V. 14 daNm for European Group 3 Pumps	£268.84	€ 303.79
29 - 30932 - 1	Electromagnetic clutch 24V. 14 daNm for European Group 3 Pumps	£268.84	€ 303.79

If the part number needed is not listed please ask the Flowfit Sales Team

GROUP 3 FLANGE FOR 14 daNm ELECTROMAGNETIC CLUTCH



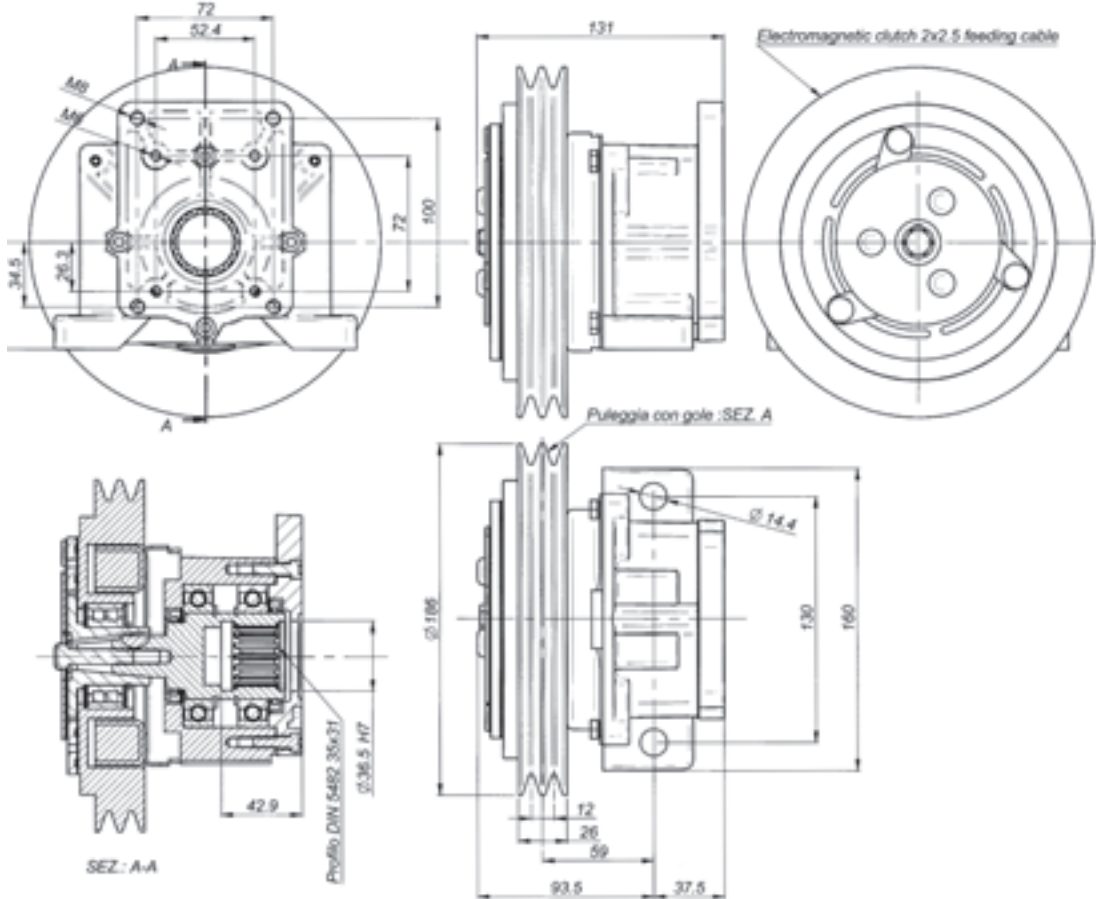
ELECTRIC ABSORPTION	CLUTCHES COMPLETE WITH ABOVE FLANGES	
	GROUP3	
12 Volt		30931
24 Volt		30932



21 daNm ELECTROMAGNETIC CLUTCHES

www.flowfitonline.com
TECH. DATA SHEET
EC01

SERIES: 30990 12 Volt SERIES: 30991 24 Volt



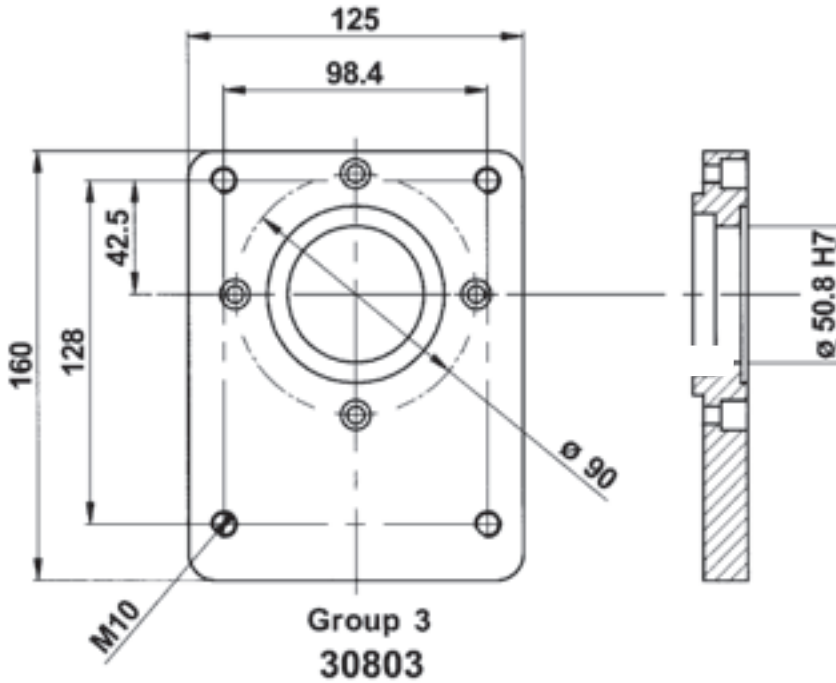
Nominal torque	16,0 daNm		Connection time		25 m/sec	
Static torque	21,0 daNm		Disconnection time		40 m/sec	
Dynamic torque	14,5 daNm	at 500 rpm	Minimum time between two connection		20 sec	
	12,0 daNm	at 1000 rpm				
	9,5 daNm	at 1500 rpm	Max speed		5000 rpm	
	8,8 daNm	at 2000 rpm				
	8,0 daNm	at 2500 rpm				
	7,8 daNm	at 3000 rpm	Weight		8 Kg	
Electric absorption	Resistance (Ω)		Current (A)		Power (W)	
	20° C	120° C	20° C	120° C	20° C	120° C
	12 V DC	2,96 3,97	4,85 2,71	48,70 32,50		
24 V DC	12,30 16,60	1,95 1,31	47,00 30,70			

All technical data are at 20°C / at 120 °C the performance are less 20%
All electromagnetic clutches are reversible.

PART NO.	DESCRIPTION	NETT. PRICE	
		£ STERLING	€ EUROS
29 - 30990	Electromagnetic clutch 12V. 21 daNm for European Group 2 Pumps	£478.36	€ 540.54
29 - 30991	Electromagnetic clutch 24V. 21 daNm for European Group 2 Pumps	£478.36	€ 540.54
29 - 30992	Electromagnetic clutch 12V. 21 daNm for European Group 3 Pumps	£478.36	€ 540.54
29 - 30993	Electromagnetic clutch 24V. 21 daNm for European Group 3 Pumps	£478.36	€ 540.54

If the part number needed is not listed please ask the Flowfit Sales Team

GROUP 3 FLANGE FOR 21 daNm ELECTROMAGNETIC CLUTCH



Fitted to 29-30992/29-30993

Electric absorption	CLUTCHES COMPLETE WITH ABOVE FLANGES				
	Gr.2 BOSCH	Gr.3	Gr. 3 BOSCH	SAE A	SAE B
12 Volt	30990/2B	30992	30992/3B	30990/SA	30990/SB
24 Volt	30991/2B	30993	30993/3B	30991/SA	30991/SB

Various Flanges Available upon request

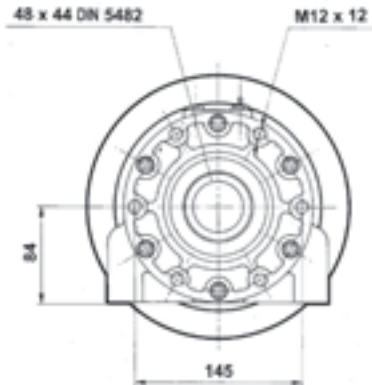
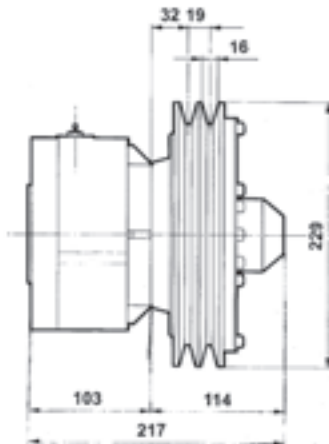
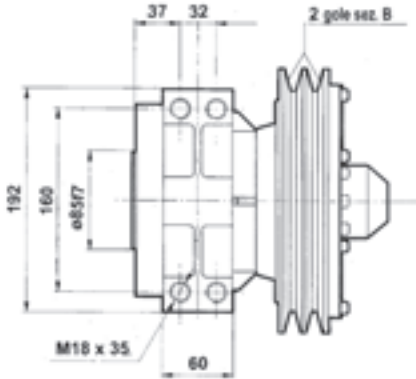


50 daNm ELECTROMAGNETIC CLUTCHES

www.flowfitonline.com
TECH. DATA SHEET
EC01

SERIES: 30940/SF 12 Volt

SERIES: 30941/SF 24 Volt



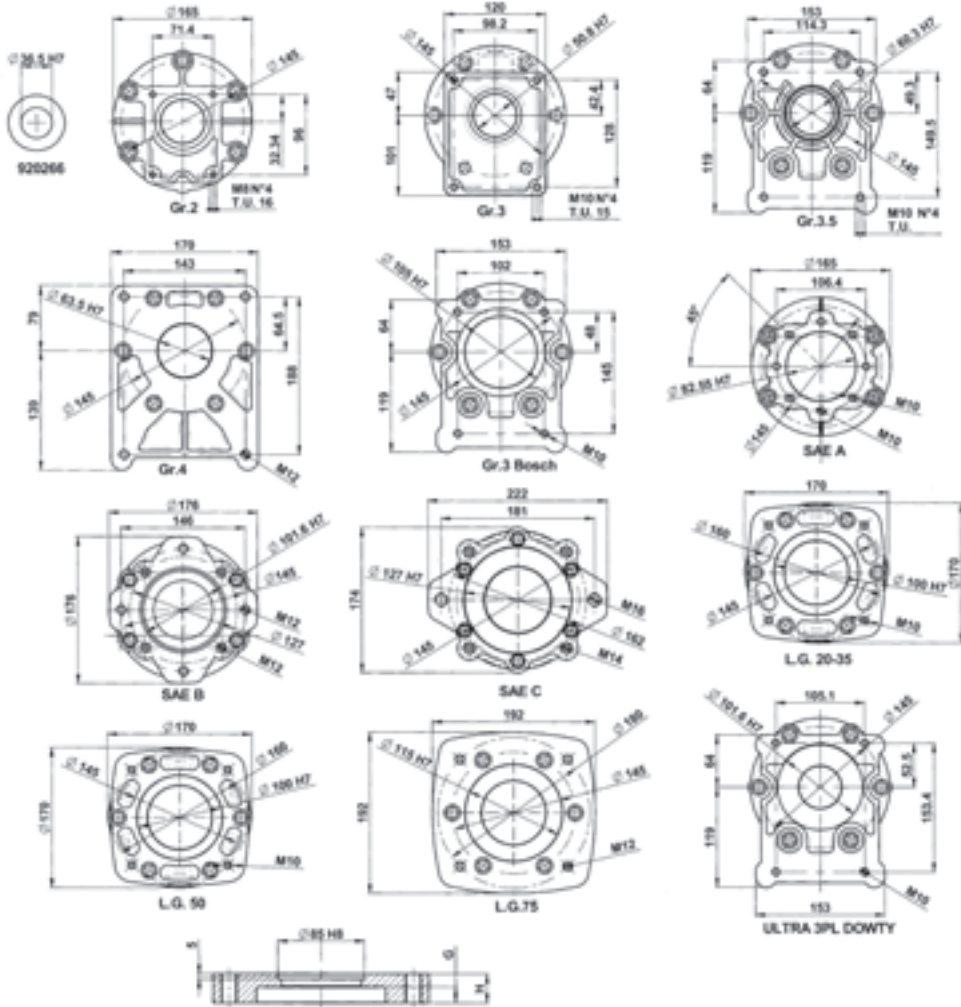
Nominal torque	38,0 daNm		Connection time		25 m/sec	
Static torque	50,0 daNm		Disconnection time		40 m/sec	
Dynamic torque	33,0 daNm	at 500 rpm	Minimum time between two connection		20 sec	
	31,5 daNm	at 1000 rpm				
	28,7 daNm	at 1500 rpm	Max speed		5000 rpm	
	28,0 daNm	at 2000 rpm				
	27,2 daNm	at 2500 rpm				
	27,0 daNm	at 3000 rpm	Weight		20 Kg	
Electric absorption	Resistance (Ω)		Current (A)		Power (W)	
	20° C	120° C	20° C	120° C	20° C	120° C
12 V DC	1,81	2,60	6,60	4,62	80,00	56,00
24 V DC	7,40	10,50	3,25	2,30	78,00	54,60
All technical data are at 20°C / at 120 °C the performance are less 20% All electromagnetice clutches are reversible.						

PART NO.	DESCRIPTION	NETT. PRICE	
		£ STERLING	€ EUROS
29 - 30940	Electromagnetic clutch 12V. 30 daNm for European Group 2 Pumps	£1,199.04	€ 1,354.92
29 - 30941	Electromagnetic clutch 24V. 30 daNm for European Group 2 Pumps	£1,199.04	€ 1,354.92
29 - 30942	Electromagnetic clutch 12V. 30 daNm for European Group 3 Pumps	£1,199.04	€ 1,354.92

If the part number needed is not listed please ask the Flowfit Sales Team

FLANGES FOR 21 daNm ELECTROMAGNETIC CLUTCHES

www.flowfitonline.com
TECH. DATA SHEET
EC01



FLANGE TYPE	Gr.2	Gr.3	Gr.3.5	Gr.4	Gr.3 BOSCH	SAE A	SAE B	SAE C	L.G. 20-35	L.G. 50	L.G. 75	ULTRA 3PL DOWTY
H	21	23	24	23	19	25	25	28	34	41	41	24.5
G	17	21	11.5	16	12	21	12	16	25	32.5	33	10.5
FLANGE PART NO.	30400	30401	30402	30403	30417	30420	30422	30432	30461	30462	30463	30471

PART NO.	DESCRIPTION	NETT. PRICE	
		£ STERLING	€ EUROS
28 - 30400	European Group 2 Flange C/W +socket capscrews	£68.07	€ 76.92
28 - 30401	European Group 3 Flange C/W +socket capscrews	£63.54	€ 71.80
28 - 30402	European Group 3.5 Flange C/W +socket capscrews	£61.30	€ 69.27
28 - 30403	European Group 4 Flange C/W +socket capscrews	£59.53	€ 67.27
28 - 30417	Bosch Group 3 Flange C/W +socket capscrews	£77.92	€ 88.05
28 - 30420	SAE A 2 BOLT Flange C/W +socket capscrews	£61.27	€ 69.23
28 - 30421	SAE B 2 BOLT Flange C/W +socket capscrews	£76.42	€ 86.35
28 - 30422	SAE B 4 BOLT Flange C/W +socket capscrews	£76.42	€ 86.35
28 - 30431	SAE C 2 BOLT Flange C/W +socket capscrews	£76.42	€ 86.35
28 - 30432	SAE C 4 BOLT Flange C/W +socket capscrews	£76.42	€ 86.35

If the part number needed is not listed please ask the Flowfit Sales Team
Various flanges available upon request

ELECTRO MAGNETIC CLUTCH AND PUMP ASSEMBLIES

PRODUCT	PAGE
FLOWFIT HYDRAULIC 12V ELECTRO MAGNETIC CLUTCH AND PUMP ASSEMBLY	367
FLOWFIT HYDRAULIC 24V ELECTRO MAGNETIC CLUTCH AND PUMP ASSEMBLY	368

12V



FLOWFIT
FROM
£270.00
+VAT

GALTECH
FROM
£352.49
+VAT

24V



FLOWFIT
FROM
£262.50
+VAT

GALTECH
FROM
£352.49
+VAT



QUALITY PRODUCTS



FREE ADVICE



ELECTRO MAGNETIC CLUTCH AND PUMP ASSEMBLIES

The most powerful range in the uk up to 60 danm off the shelf.

Brand new electromagnetic clutch and pump assemblies are commonly used in marine, agricultural, offroad and general industrial applications such as remote hydraulics in service trucks, boats, trucks with automatic transmissions, farm tractors and snow ploughs.

During assembly please make sure there is no oil or grease traces on the pulley surfaces which must be completely dry and clean.

Running in of the full range of electromagnetic clutches is required to obtain the desired rated torque value. Running in is carried out by engaging and disengaging clutch at high speed several times with the pump in the unload position.

When assembling the electromagnetic clutches with any front driving flange please check for correct coupling alignment, but do not exceed rated torque because this would cause slippage of the contact surface where the belts are located. This stage must not last more than 5 seconds as coils within the clutch will burn out.

Mounted inline with engine belt 2 groove pulley

Clockwise rotation - Max 5000rpm

Available electrical inputs available are 12 volts 4.55A and 24v 2.54A

Operating temperature 80 degrees celsius, -20 degrees celsius

Nominal torque, flow rates and voltages shown in part number description.

For lower/higher flow rates and lower /higher speeds please contact us for technical clearance as this will make a difference to the torque suitability of the clutch.

FLOWFIT HYDRAULIC 12V ELECTRO MAGNETIC CLUTCH AND FLOWFIT PUMP ASSEMBLY

www.flowfitonline.com
TECH. DATA SHEET
ECPA2



Mounted inline engine belt 2 groove pulley, clockwise rotation- max 3000rpm, available electrical 12v input at 5a nominal torque, flow rates and voltages shown in full below.

PART NO.	FLOW @ 3000RPM L/ MIN	WORKING PRESSURE BAR	VOLTS VDC	AMP A	NOMINAL TORQUE DANM	GRP 2 GEAR PUMP CC/REV	NETT. PRICE	
							£ STERLING	€ EUROS
ZZ009596	12	210	12	5	10	4 cc	£270.00	€ 305.10
ZZ009597	24	210	12	5	14	8 cc	£270.00	€ 305.10
ZZ009598	42	210	12	5	14	14 cc	£270.00	€ 305.10
ZZ009599	48	210	12	5	14	16 cc	£297.50	€ 336.18
ZZ009600	60	210	12	5	14	20 cc	£297.50	€ 336.18



Mounted inline engine belt 2 groove pulley, clockwise rotation- max 3000rpm, available electrical 12v input at 5a nominal torque, flow rates and voltages shown in full below.

PART NO.	FLOW @ 3000RPM L/ MIN	WORKING PRESSURE BAR	VOLTS VDC	AMP A	NOMINAL TORQUE DANM	GRP 3 GEAR PUMP CC/REV	NETT. PRICE	
							£ STERLING	€ EUROS
ZZ009601	78	210	12	5	21	26 cc	£500.00	€ 565.00
ZZ009602	102	210	12	5	21	34 cc	£500.00	€ 565.00
ZZ009603	117	210	12	5	21	39 cc	£500.00	€ 565.00

FLOWFIT HYDRAULIC 12V ELECTRO MAGNETIC CLUTCH AND GALTECH PUMP ASSEMBLY

www.flowfitonline.com
TECH. DATA SHEET
ECPA1



Mounted inline engine belt 2 groove pulley, clockwise rotation- max 3000rpm, available electrical 12v input at 5a nominal torque, flow rates and voltages shown in full below.

PART NO.	FLOW @ 3000RPM L/ MIN	WORKING PRESSURE BAR	VOLTS VDC	AMP A	NOMINAL TORQUE DANM	GRP 2 GEAR PUMP CC/REV	NETT. PRICE	
							£ STERLING	€ EUROS
ZZ000444	12	210	12	5	10	4	£352.49	€ 398.32
ZZ000445	25.5	210	12	5	14	8.5	£352.49	€ 398.32
ZZ000436	33	210	12	5	14	11	£352.49	€ 398.32
ZZ000449	49.5	210	12	5	14	16.5	£381.53	€ 431.12
ZZ000450	58.5	210	12	5	14	19.5	£381.53	€ 431.12



Mounted inline engine belt 2 groove pulley, clockwise rotation- max 3000rpm, available electrical 12v input at 5a nominal torque, flow rates and voltages shown in full below.

PART NO.	FLOW @ 3000RPM L/ MIN	WORKING PRESSURE BAR	VOLTS VDC	AMP A	NOMINAL TORQUE DANM	GRP 3 GEAR PUMP CC/REV	NETT. PRICE	
							£ STERLING	€ EUROS
ZZ000454	66.9	210	12	5	21	22.3	£670.90	€ 758.11
ZZ000455	87.9	210	12	5	21	29.3	£670.90	€ 758.11
ZZ000456	98.7	210	12	5	21	32.9	£670.90	€ 758.11
ZZ000457	109.2	210	12	5	21	36.4	£670.90	€ 758.11

FLOWFIT HYDRAULIC 24V ELECTRO MAGNETIC CLUTCH AND FLOWFIT PUMP ASSEMBLY

www.flowfitonline.com
TECH. DATA SHEET
ECPA2



Mounted inline engine belt 2 groove pulley, clockwise rotation- max 3000rpm, available electrical 12v input at 5a nominal torque, flow rates and voltages shown in full below.

PART NO.	FLOW @ 3000RPM L/ MIN	WORKING PRESSURE BAR	VOLTS VDC	AMP A	NOMINAL TORQUE DANM	GRP 2 GEAR PUMP CC/REV	NETT. PRICE	
							£ STERLING	€ EUROS
ZZ009604	12	210	24	3	10	4 cc	£262.50	€ 296.63
ZZ009605	24	210	24	3	10	8 cc	£262.50	€ 296.63
ZZ009606	30	210	24	3	14	10 cc	£312.50	€ 353.13
ZZ009607	48	210	24	3	14	16 cc	£262.50	€ 296.63
ZZ009608	60	210	24	3	14	20 cc	£312.50	€ 353.13



Mounted inline engine belt 2 groove pulley, clockwise rotation- max 3000rpm, available electrical 12v input at 5a nominal torque, flow rates and voltages shown in full below.

PART NO.	FLOW @ 3000RPM L/ MIN	WORKING PRESSURE BAR	VOLTS VDC	AMP A	NOMINAL TORQUE DANM	GRP 3 GEAR PUMP CC/REV	NETT. PRICE	
							£ STERLING	€ EUROS
ZZ009610	78	210	24	3	21	26 cc	£500.00	€ 565.00
ZZ009612	102	210	24	3	21	34 cc	£500.00	€ 565.00
ZZ009613	117	210	24	3	21	39 cc	£500.00	€ 565.00

FLOWFIT HYDRAULIC 24V ELECTRO MAGNETIC CLUTCH AND GALTECH PUMP ASSEMBLY

www.flowfitonline.com
TECH. DATA SHEET
ECPA1



Mounted inline engine belt 2 groove pulley, clockwise rotation- max 3000rpm, available electrical 24v input at 3a or nominal torque, flow rates and voltages shown in full below.

PART NO.	FLOW @ 3000RPM L/ MIN	WORKING PRESSURE BAR	VOLTS VDC	AMP A	NOMINAL TORQUE DANM	GRP 2 GEAR PUMP CC/REV	NETT. PRICE	
							£ STERLING	€ EUROS
ZZ000446	12	210	24	3	10	4	£352.49	€ 398.32
ZZ000447	25.5	210	24	3	10	8.5	£352.49	€ 398.32
ZZ000451	33	210	24	3	14	11	£381.53	€ 431.12
ZZ000437	49.5	210	24	3	14	16.5	£352.49	€ 398.32
ZZ000452	58.5	210	24	3	14	19.5	£381.53	€ 431.12



Mounted inline engine belt 2 groove pulley, clockwise rotation- max 3000rpm, available electrical 24v input at 3a nominal torque, flow rates and voltages shown in full below.

PART NO.	FLOW @ 3000RPM L/ MIN	WORKING PRESSURE BAR	VOLTS VDC	AMP A	NOMINAL TORQUE DANM	GRP 3 GEAR PUMP CC/REV	NETT. PRICE	
							£ STERLING	€ EUROS
ZZ000453	58.5	210	24	3	21	19.5	£381.53	€ 431.12
ZZ000459	66.9	210	24	3	21	22.3	£670.90	€ 758.11
ZZ000460	87.9	210	24	3	21	29.3	£670.90	€ 758.11
ZZ000461	98.7	210	24	3	21	32.9	£670.90	€ 758.11
ZZ000462	109.2	210	24	3	21	36.4	£670.90	€ 758.11

FLOWFIT®

You can now build your own hose using the Hose builder option at

www.flowfitonline.com/hydraulic-hose/build-your-own-hydraulic-hose

We provide a build your own hose service on our website offering standard and our brand new smooth hose as well as a range of fittings!

- Tube: Seamless Oil Resistant Synthetic Rubber
- Reinforcement: 2 High Tensile Steel Wire Braid
- Smooth Cover: Weather, Abrasion and Ozone, Resistant Synthetic Rubber
- Fluid Resistant: Hydraulic Fluids on Mineral, Vegetable and Synthetic Oil, Water Based Fluids
- Temperature Range, Continuous Service: -40°C + 100°C Max



NOMINAL Ø		INSIDE Ø	BRAID Ø	OUTSIDE Ø	BURST PRESSURE		MAX. WORKING PRESSURE		MINIMUM BEND RADIUS	WEIGHT
DASH SIZE	INCH	MM	MM	MM	BAR	PSI	BAR	PSI	MM	G/M
04	1/4"	6,4	11,1	13,3	1680	24360	420	6090	50	£3.50
06	3/8"	9,5	15	17,1	1400	20300	350	5075	65	£4.50
08	1/2"	12,7	18,6	20,7	1240	17980	310	4495	90	£5.50



LENGTH

- 1 Metre
- 0.5 Metre
- 0.75 Metre
- 0.25 Metre**
- 1.25 Metre
- 1.5 Metre
- 1.75 Metre

ANGLE ROTATION

- 0° C Shape
- 180° S Shape**

WIDTH

- 1/2" Standard Hose
- 1/2" Smooth Hose
- 3/4" Standard Hose
- 1/4" Smooth Hose**
- 1/4" Standard Hose
- 3/8" Smooth Hose



Product Example

Length: **0.25m**

Angel Rotation: **0°C C Shape**

Width: **1/4" Smooth Hose**

Fitting 1: **1/8" BSPP Straight (Female)**

Fitting 2: **1/8" BSPP Straight (Female)**

FITTINGS SIZE

- 1/2" JIC 45° (Female)
- 1/4" BSPP Straight (Female)
- 7/16" JIC (Female)
- 1/8 BSPP Straight (Female)**
- M14x1.5 Metric 45°
- M14x1.5 Metric 90°
- M16x1.5 Metric Straight

Visit

www.flowfitonline.com

SPLINED COUPLINGS

PRODUCT	PAGE
SPLINED COUPLINGS SERIES 10000	372
SPLINED COUPLINGS SERIES 15000	373
SPLINED SLEEVES	373
SPLINED COUPLINGS SERIES 34100	374
SPLINED HALF COUPLINGS 34200 - 34300 34400-35500	374
SPLINED SLEEVES SERIES 10200-10300-10400	374
SPLINED BARS SERIES 14000	375



**FROM
ONLY
£4.52
+VAT**



QUALITY PRODUCTS



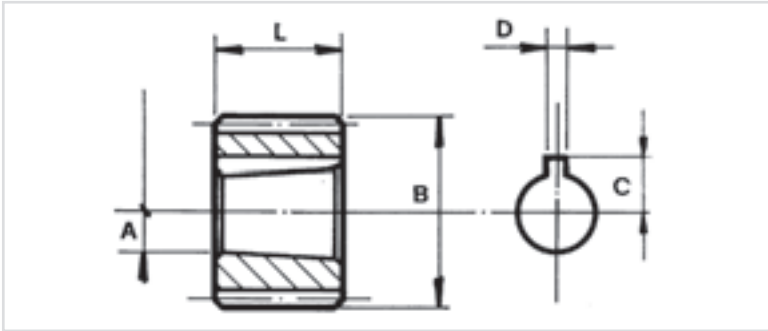
FREE ADVICE



SPLINED COUPLINGS SERIES 10000

1:8 TAPER PUMP CONNECTION

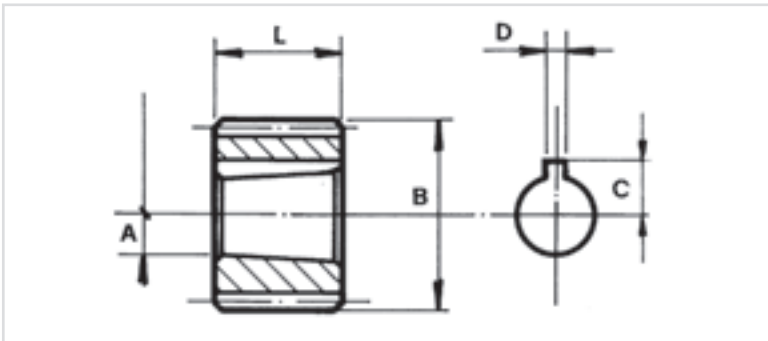
www.flowfitonline.com
TECH. DATA SHEET
SC01



CODE	EUROPEAN PUMP GROUP	PUMP ASSEMBLY	PROFILE DIN 5482 B	NO. OF TEETH	A	B	C	D	L	NETT. PRICE	
										£ STERLING	€ EUROS
01-10001	1	1	20 x 17	12	8	19,5	5,7	2,4	14,5	£6.15	€ 6.95
01-10003	1	2/1	25 x 22	14	8	24,5	5,7	2,4	14,5	£5.22	€ 5.89
01-10005	2	2	25 x 22	14	14,2	24,5	9,3	3,17	22	£4.52	€ 5.10
01-10026	2	2	25 x 22	14	14,5	24,5	9,1	4	22,5	£4.52	€ 5.10
01-10007	2	2	28 x 25	15	14,2	27,5	9,7	3,17	22	£6.50	€ 7.34
01-10035	2	2	28 x 25	15	14,5	27,5	9,7	4	22,5	£6.89	€ 7.79
01-10010	1	3/1	35 x 31	18	8	34,5	5,7	2,4	14,5	£10.57	€ 11.94
01-10012	2	3/2	35 x 31	18	14,2	34,5	9,7	3,17	22	£5.90	€ 6.67
01-10044	2	3/2	35 x 31	18	14,5	34,5	9,7	4	22,5	£5.01	€ 5.67
01-10014	3	3	35 x 31	18	18,7	34,5	12,5	4	26	£5.30	€ 5.99
01-10019	3	4/3	48 X 44	23	18,7	47,5	12,5	4	26	£10.01	€ 11.31
01-10020	3,5	4/3,5	48 X 44	23	21,2	47,5	15,1	4,76	32	£11.93	€ 13.48

PARALLEL/CYLINDRICAL BORE

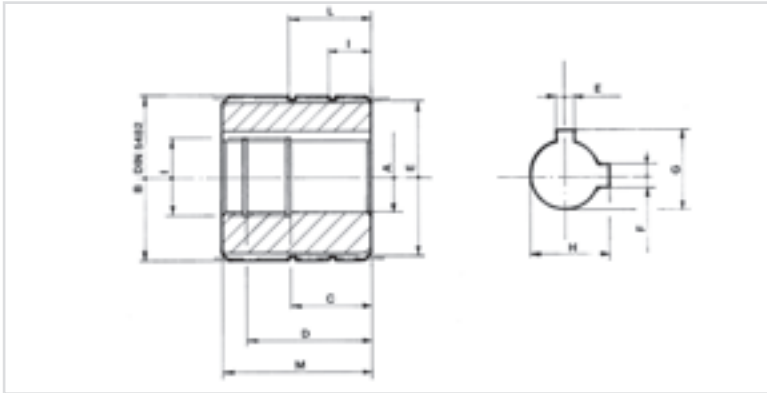
www.flowfitonline.com
TECH. DATA SHEET
SC01



CODE	EUROPEAN PUMP GROUP	PUMP ASSEMBLY	PROFILE DIN 5482 B	NO. OF TEETH	A	B	C	D	L	NETT. PRICE	
										£ STERLING	€ EUROS
01-10045	2	3/2	35 x 31	18	15	34,5	9,2	4	31	£7.70	€ 8.70
01-10047	3	3	35 x 31	18	20	34,5	11,8	5	41	£19.01	€ 21.48
01-10053	1	4/1	48 x 44	23	12	47,5	7,6	3	13,5	£10.20	€ 11.52

SPLINED COUPLINGS SERIES 15000

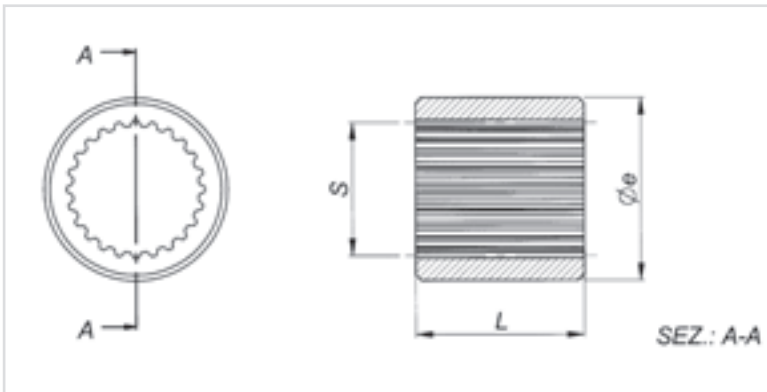
www.flowfitonline.com
TECH. DATA SHEET
SC02



CODE	PUMP ASSEMBLY	PROFILE	NO. OF TEETH	I Ø	E Ø	A	B	C	D	E	F	G	H	I	L	M	NETT. PRICE	
																	£ STERLING	€ EUROS
01-15001	A	35 X 31	18	19	34	19,05	34,5	26	41	4,8		21,2		13	27	48	£17.83	€ 20.15
01-15002	B-C	35 X 31	18	22	34	22,22	34,5	26	40	4,8	6,4	24,5	25,2	14	27	48	£17.83	€ 20.15

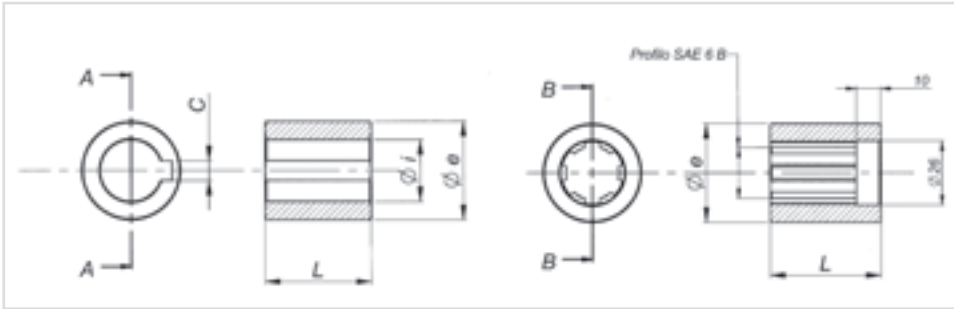
SPLINED SLEEVES

www.flowfitonline.com
TECH. DATA SHEET
SC02



CODE	NO. OF TEETH	SPLINED SHAFT : S	Øe	L	NETT. PRICE	
					£ STERLING	€ EUROS
01-10601	9	A 17x14 - DIN 5482	30	30	£10.74	€ 12.13
01-10602	14	A 25x22 - DIN 5482	40	50	£14.21	€ 16.06
01-10603	15	A 28x25 - DIN 5482	40	50	£14.21	€ 16.06
01-10702	11	16/32" DP	30	35	£10.65	€ 12.04
01-10703	13	16/32" DP	35	40	£14.20	€ 16.05

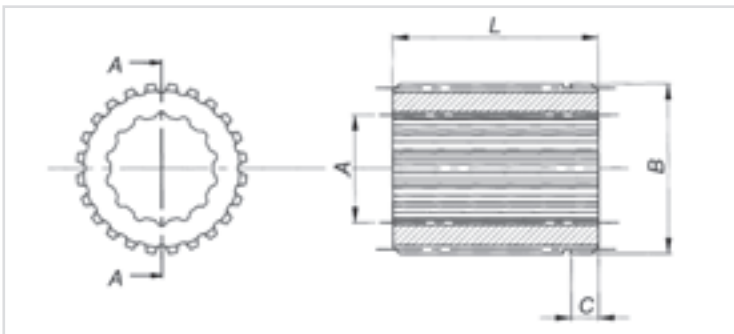
SPLINED COUPLINGS SERIES 34100



www.flowfitonline.com
TECH. DATA SHEET
SC03

CODE	MOTOR	$\varnothing e$	$\varnothing i$	L	C	NETT. PRICE	
						£ STERLING	€ EUROS
01-34104	DANFOSS	50	32	50	10	£38.59	€ 43.61
01-34105	DANFOSS	40		45		£21.26	€ 24.03

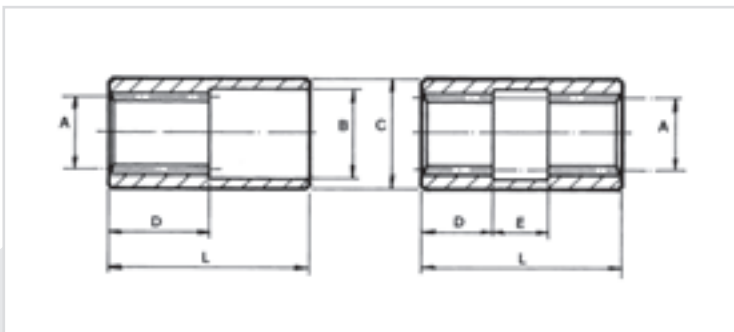
SPLINED HALF COUPLINGS 34200 - 34300 34400-35500



www.flowfitonline.com
TECH. DATA SHEET
SC03

CODE	NO. OF TEETH EXTERIOR	SPLINED SHAFT EXTERIOR: B	NO. OF TEETH INSIDE	SPLINED SHAFT: A	L	C	NETT. PRICE	
							£ STERLING	€ EUROS
01-35517	14	B 25X22 - DIN 5482	9	16/32" DP	30	5	£10.62	€ 12.00

SPLINED SLEEVES SERIES 10200-10300-10400

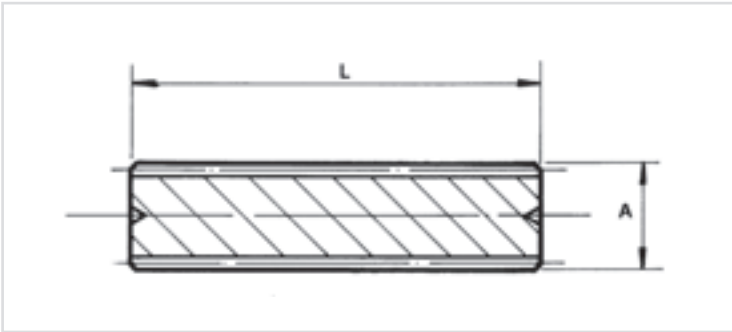


www.flowfitonline.com
TECH. DATA SHEET
SC03

CODE	PUMP ASSEMBLY	PROFILE	NO. OF TEETH	A	B	C	D	E	L	NETT. PRICE	
										£ STERLING	€ EUROS
01-10201	1	20 X 17 DIN 5482	12	17	20,5	25	25		50	£6.02	€ 6.80
01-10207	4	48 X 44 DIN 5482	23	44	48,5	62	42		90	£15.36	€ 17.36

SPLINED BARS SERIES 14000

www.flowfitonline.com
TECH. DATA SHEET
SC03



CODE	PROFILE	NO. OF TEETH	A	B	NETT. PRICE	
					£ STERLING	€ EUROS
01-14003	25 X 22	14	24,5	300	£33.94	€ 38.35
01-14008	40 X 36	20	39,5	300	£53.04	€ 59.94

If the part number needed is not listed please ask the Flowfit Sales Team

FLOWFIT WELDLESS STEEL TANKS

PRODUCT	PAGE
FLOWFIT WELDLESS STEEL TANKS	377
FLOWFIT WELDLESS STEEL PRIMED TANKS	379



QUALITY PRODUCTS



FREE ADVICE



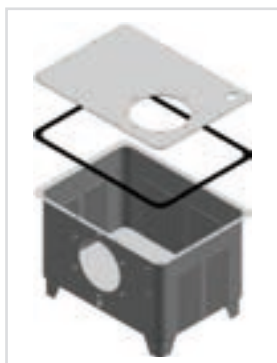


FLOWFIT WELDLESS STEEL TANKS

Flowfit offers a complete line of hydraulic tanks and tanks accessories for fluid power transmission applications. The line includes Weldless Steel tanks complete lids, sealing gaskets, legs and associated parts for tanks including a complete line of oil level gauges, bellhousings, filler breather etc... for routing hydraulic lines directly into the tank.

WELDLESS SHEET METAL OIL TANK FEATURES

- All FLOWFIT Weldless Steel Tank bodies are skillfully fabricated from high strength cold rolled steel plate and sheet.
- Produced by the deep drawing method of forming the body of the tank without the use of welding in all circumstances guarantee 100% leak
- Hydraulic Power Unit with a capacity of eight different applications respond to a large part,
- Light weight and high strength weldless sheet metal tank body,
- Tank body with electrostatic epoxy-polyester powder paint (Phosphate-coated on the surface) and the high strength obtained by painting the surface quality and protection. (standard color RAL 5007 Brillant blue)
- Assembled as an oil level indicator (option), Tank can be installed over the drain plug (standard) shipping,
- Lid - Tank is an integrated view after assembly to give the vibration damping and sealing gasket feature (NBR 70)
- Lid - Standard colour RAL 9005
 - Traps oil leaks prevents spills
 - Reduces noise
 - Absorbs vibration
 - Compatible with most fluids
 - Simplifies assembly
- Different tank lid designs available upon request, please always ask.
- Its strength, light weight, compact design, with the advantage of immediate delivery from stock at unbeatable price



PART NUMBER	DESCRIPTION	NETT. PRICE	
6 LITRE STEEL TANKS			
		£ STERLING	€ EUROS
FFT-6	6 L TANK C/W PLAIN LID INC. TANK SEAL AND DRAIN PLUG TYPE A	£50.88	€ 57.49
FFT-6BHFB140	6 L TANK WITH FILLER BREATHER HOLES & BELL HOUSING HOLE 140MM OD MACHINED LID INC. TANK SEAL AND DRAIN PLUG TYPE A	£53.00	€ 59.89
FFT-6BHFB160	6 L TANK WITH FILLER BREATHER HOLES & BELL HOUSING HOLE 160MM OD MACHINED LID INC. TANK SEAL AND DRAIN PLUG TYPE A	£53.00	€ 59.89
FFT-6BHFB200	6 L TANK WITH FILLER BREATHER HOLES & BELL HOUSING HOLE 200MM OD MACHINED LID INC. TANK SEAL AND DRAIN PLUG TYPE A	£53.00	€ 59.89
FFT-6BHFBRL140	6 L TANK WITH FILLER BREATHER HOLES, BELL HOUSING HOLE & RETURN LINE FILTER HOLES 140MM OD MACHINED LID INC. TANK SEAL AND DRAIN PLUG TYPE A	£53.00	€ 59.89
FFT-6BHFBRL160	6 L TANK WITH FILLER BREATHER HOLES, BELL HOUSING HOLE & RETURN LINE FILTER HOLES 160MM OD MACHINED LID INC. TANK SEAL AND DRAIN PLUG TYPE A	£53.00	€ 59.89
FFT-6BHFBRL200	6 L TANK WITH FILLER BREATHER HOLES, BELL HOUSING HOLE & RETURN LINE FILTER HOLES 200MM OD MACHINED LID INC. TANK SEAL AND DRAIN PLUG TYPE A	£53.00	€ 59.89
12 LITRE STEEL TANKS			
FFT-12	12 L TANK C/W PLAIN LID INC. TANK SEAL AND DRAIN PLUG TYPE A	£67.84	€ 76.66
FFT-12BHFB140	12 L TANK WITH FILLER BREATHER HOLES & BELL HOUSING HOLE 140MM OD MACHINED LID INC. TANK SEAL AND DRAIN PLUG TYPE A	£71.02	€ 80.25
FFT-12BHFB160	12 L TANK WITH FILLER BREATHER HOLES & BELL HOUSING HOLE 160MM OD MACHINED LID INC. TANK SEAL AND DRAIN PLUG TYPE A	£71.02	€ 80.25
FFT-12BHFB200	12 L TANK WITH FILLER BREATHER HOLES & BELL HOUSING HOLE 200MM OD MACHINED LID INC. TANK SEAL AND DRAIN PLUG TYPE A	£71.02	€ 80.25
FFT-12BHFBRL140	12 L TANK WITH FILLER BREATHER HOLES, BELL HOUSING HOLE & RETURN LINE FILTER HOLES 140MM OD	£71.02	€ 80.25
FFT-12BHFBRL160	12 L TANK WITH FILLER BREATHER HOLES, BELL HOUSING HOLE & RETURN LINE FILTER HOLES 160MM OD	£71.02	€ 80.25
FFT-12BHFBRL200	12 L TANK WITH FILLER BREATHER HOLES, BELL HOUSING HOLE & RETURN LINE FILTER HOLES 200MM OD	£71.02	€ 80.25
25 LITRE STEEL TANKS			
FFT-25	25 L TANK C/W PLAIN LID INC. TANK SEAL AND DRAIN PLUG TYPE A	£87.98	€ 99.42
FFT-25BHFB160	25 L TANK WITH FILLER BREATHER HOLES & BELL HOUSING HOLE 160MM OD MACHINED LID INC. TANK SEAL AND DRAIN PLUG TYPE A	£92.22	€ 104.21
FFT-25BHFB200	25 L TANK WITH FILLER BREATHER HOLES & BELL HOUSING HOLE 200MM OD MACHINED LID INC. TANK SEAL AND DRAIN PLUG TYPE A	£92.22	€ 104.21
FFT-25BHFB250	25 L TANK WITH FILLER BREATHER HOLES & BELL HOUSING HOLE 250MM OD MACHINED LID INC. TANK SEAL AND DRAIN PLUG TYPE A	£92.22	€ 104.21
FFT-25BHFBRL160	25 L TANK WITH FILLER BREATHER HOLES, BELL HOUSING HOLE & RETURN LINE FILTER HOLES 160MM OD	£92.22	€ 104.21
FFT-25BHFBRL200	25 L TANK WITH FILLER BREATHER HOLES, BELL HOUSING HOLE & RETURN LINE FILTER HOLES 200MM OD	£92.22	€ 104.21
FFT-25BHFB RL250	25 L TANK WITH FILLER BREATHER HOLES, BELL HOUSING HOLE & RETURN LINE FILTER HOLES 250MM OD	£92.22	€ 104.21

PART NUMBER	DESCRIPTION	NETT. PRICE	
40 LITRE STEEL TANKS			
		£ STERLING	€ EUROS
FFT-40	40L PLAIN TANK	£100.70	€ 113.79
FFT-40BHFB200	40 L TANK WITH FILLER BREATHER HOLES & BELL HOUSING HOLE 200MM OD	£104.94	€ 118.58
FFT-40BHFB250	40 L TANK WITH FILLER BREATHER HOLES & BELL HOUSING HOLE 250MM OD	£104.94	€ 118.58
FFT-40BHFB300	40 L TANK WITH FILLER BREATHER HOLES & BELL HOUSING HOLE 300MM OD	£104.94	€ 118.58
FFT-40BHFBR200	40 L TANK WITH FILLER BREATHER HOLES, BELL HOUSING HOLE & RETURN LINE FILTER HOLES 200MM OD	£104.94	€ 118.58
FFT-40BHFBR250	40 L TANK WITH FILLER BREATHER HOLES, BELL HOUSING HOLE & RETURN LINE FILTER HOLES 250MM OD	£104.94	€ 118.58
FFT-40BHFBR300	*40 L TANK WITH FILLER BREATHER HOLES, BELL HOUSING HOLE & RETURN LINE FILTER HOLES 300MM OD	£104.94	€ 118.58
70 LITRE STEEL TANKS			
FFT-70	70L PLAIN TANK	£146.28	€ 165.30
FFT-70BHFB200	70 L TANK WITH FILLER BREATHER HOLES & BELL HOUSING HOLE 200MM OD	£152.64	€ 172.48
FFT-70BHFB250	70 L TANK WITH FILLER BREATHER HOLES & BELL HOUSING HOLE 250MM OD	£152.64	€ 172.48
FFT-70BHFB300	70 L TANK WITH FILLER BREATHER HOLES & BELL HOUSING HOLE 300MM OD	£152.64	€ 172.48
FFT-70BHFB350	70 L TANK WITH FILLER BREATHER HOLES & BELL HOUSING HOLE 350MM OD	£152.64	€ 172.48
FFT-70BHFBR200	70 L TANK WITH FILLER BREATHER HOLES & BELL HOUSING HOLE 200MM OD	£152.64	€ 172.48
FFT-70BHFBR250	70 L TANK WITH FILLER BREATHER HOLES, BELL HOUSING HOLE & RETURN LINE FILTER HOLES 250MM OD	£152.64	€ 172.48
FFT-70BHFBR300	70 L TANK WITH FILLER BREATHER HOLES, BELL HOUSING HOLE & RETURN LINE FILTER HOLES 300MM OD	£152.64	€ 172.48
FFT-70BHFBR350	70 L TANK WITH FILLER BREATHER HOLES, BELL HOUSING HOLE & RETURN LINE FILTER HOLES 350MM OD	£152.64	€ 172.48
100 LITRE STEEL TANKS			
FFT-100	100L PLAIN TANK	£185.50	€ 209.62
FFT-100BHFB200	100 L TANK WITH FILLER BREATHER HOLES & BELL HOUSING HOLE 200MM OD	£192.92	€ 218.00
FFT-100BHFB250	100 L TANK WITH FILLER BREATHER HOLES & BELL HOUSING HOLE 250MM OD	£192.92	€ 218.00
FFT-100BHFB300	100 L TANK WITH FILLER BREATHER HOLES & BELL HOUSING HOLE 300MM OD	£192.92	€ 218.00
FFT-100BHFB350	100 L TANK WITH FILLER BREATHER HOLES & BELL HOUSING HOLE 350MM OD	£192.92	€ 218.00
FFT-100BHFBR200	100 L TANK WITH FILLER BREATHER HOLES, BELL HOUSING HOLE & RETURN LINE FILTER HOLES 200MM OD	£192.92	€ 218.00
FFT-100BHFBR250	100 L TANK WITH FILLER BREATHER HOLES, BELL HOUSING HOLE & RETURN LINE FILTER HOLES 250MM OD	£192.92	€ 218.00
FFT-100BHFBR300	100 L TANK WITH FILLER BREATHER HOLES, BELL HOUSING HOLE & RETURN LINE FILTER HOLES 300MM OD	£192.92	€ 218.00
FFT-100BHFBR350	100 L TANK WITH FILLER BREATHER HOLES, BELL HOUSING HOLE & RETURN LINE FILTER HOLES 350MM OD	£192.92	€ 218.00
160 LITRE STEEL TANKS			
FFT-160	160L PLAIN TANK	£286.20	€ 323.41
FFT-160BHFB250	160 L TANK WITH FILLER BREATHER HOLES & BELL HOUSING HOLE 250MM OD	£297.86	€ 336.58
FFT-160BHFB300	160 L TANK WITH FILLER BREATHER HOLES & BELL HOUSING HOLE 300MM OD	£297.86	€ 336.58
FFT-160BHFB350	160 L TANK WITH FILLER BREATHER HOLES & BELL HOUSING HOLE 350MM OD	£297.86	€ 336.58
FFT-160BHFBR250	160 L TANK WITH FILLER BREATHER HOLES, BELL HOUSING HOLE & RETURN LINE FILTER HOLES 250MM OD	£297.86	€ 336.58
FFT-160BHFBR300	160 L TANK WITH FILLER BREATHER HOLES, BELL HOUSING HOLE & RETURN LINE FILTER HOLES 300MM OD	£297.86	€ 336.58
FFT-160BHFBR350	160 L TANK WITH FILLER BREATHER HOLES, BELL HOUSING HOLE & RETURN LINE FILTER HOLES 350MM OD	£297.86	€ 336.58
250 LITRE STEEL TANKS			
FFT-250	250 L PLAIN TANK	£390.08	€ 440.79
FFT-250BHFB250	250 L TANK WITH FILLER BREATHER HOLES & BELL HOUSING HOLE 250MM OD	£405.98	€ 458.76
FFT-250BHFB300	250 L TANK WITH FILLER BREATHER HOLES & BELL HOUSING HOLE 300MM OD	£405.98	€ 458.76
FFT-250BHFB350C	250 L TANK WITH FILLER BREATHER HOLES & BELL HOUSING HOLE 350MM OD	£405.98	€ 458.76
FFT-250BHFB400C	250 L TANK WITH FILLER BREATHER HOLES & BELL HOUSING HOLE 400MM OD	£405.98	€ 458.76
FFT-250BHFB450C	250 L TANK WITH FILLER BREATHER HOLES & BELL HOUSING HOLE 450MM OD	£405.98	€ 458.76
FFT-250BHFBR250C	250 L TANK WITH FILLER BREATHER HOLES, BELL HOUSING HOLE & RETURN LINE FILTER HOLES 250MM OD	£405.98	€ 458.76
FFT-250BHFBR300C	250 L TANK WITH FILLER BREATHER HOLES, BELL HOUSING HOLE & RETURN LINE FILTER HOLES 300MM OD	£405.98	€ 458.76
FFT-250BHFBR350C	250 L TANK WITH FILLER BREATHER HOLES, BELL HOUSING HOLE & RETURN LINE FILTER HOLES 350MM OD	£405.98	€ 458.76
FFT-250BHFBR400C	250 L TANK WITH FILLER BREATHER HOLES, BELL HOUSING HOLE & RETURN LINE FILTER HOLES 400MM OD	£405.98	€ 458.76
FFT-250BHFBR450C	250 L TANK WITH FILLER BREATHER HOLES, BELL HOUSING HOLE & RETURN LINE FILTER HOLES 450MM OD	£405.98	€ 458.76

www.flowfitonline.com
TECH. DATA SHEET
WST01

FLOWFIT WELDLESS STEEL PRIMED TANKS



Flowfit offers a complete line of hydraulic tanks and tanks accessories for fluid power transmission applications. The line includes Weldless Steel tanks complete lids, sealing gaskets, legs and associated parts for tanks including a complete line of oil level gauges, bellhousings, filler breather etc... for routing hydraulic lines directly into the tank.

WELDLESS SHEET METAL OIL TANK FEATURES

- All FLOWFIT Weldless Steel Tank bodies are skillfully fabricated from high strength cold rolled steel plate and sheet.
- Produced by the deep drawing method of forming the body of the tank without the use of welding in all circumstances guarantee 100% leak
- Hydraulic Power Unit with a capacity of eight different applications respond to a large part,
- Light weight and high strength weldless sheet metal tank body,
- Tank body with electrostatic epoxy-polyester powder paint (Phosphate-coated on the surface) and the high strength obtained by painting the surface quality and protection. (standard color RAL 5007 Primed)
- Assembled as an oil level indicator (option), Tank can be installed over the drain plug (standard) shipping,
- Lid - Tank is an integrated view after assembly to give the vibration damping and sealing gasket feature (NBR 70)
- Lid - Standard colour RAL 9005
- Traps oil leaks prevents spills
- Reduces noise
- Absorbs vibration
- Compatible with most fluids
- Simplifies assembly
- Different tank lid designs available upon request, please always ask.
- Its strength, light weight, compact design, with the advantage of immediate delivery from stock at unbeatable price



PART NUMBER	DESCRIPTION	NETT. PRICE	
6 LITRE STEEL TANKS		£ STERLING	€ EUROS
FFT-6-P	6 L TANK C/W PLAIN LID INC. TANK SEAL AND DRAIN PLUG TYPE A	£50.88	€ 57.49
FFT-6BHFB140-P	6 L TANK WITH FILLER BREATHER HOLES & BELL HOUSING HOLE 140MM OD MACHINED LID INC. TANK SEAL AND DRAIN PLUG TYPE A	£53.00	€ 59.89
FFT-6BHFB160-P	6 L TANK WITH FILLER BREATHER HOLES & BELL HOUSING HOLE 160MM OD MACHINED LID INC. TANK SEAL AND DRAIN PLUG TYPE A	£53.00	€ 59.89
FFT-6BHFB200-P	6 L TANK WITH FILLER BREATHER HOLES & BELL HOUSING HOLE 200MM OD MACHINED LID INC. TANK SEAL AND DRAIN PLUG TYPE A	£53.00	€ 59.89
FFT-6BHFBRL140-P	6 L TANK WITH FILLER BREATHER HOLES, BELL HOUSING HOLE & RETURN LINE FILTER HOLES 140MM OD MACHINED LID INC. TANK SEAL AND DRAIN PLUG TYPE A	£53.00	€ 59.89
FFT-6BHFBRL160-P	6 L TANK WITH FILLER BREATHER HOLES, BELL HOUSING HOLE & RETURN LINE FILTER HOLES 160MM OD MACHINED LID INC. TANK SEAL AND DRAIN PLUG TYPE A	£53.00	€ 59.89
FFT-6BHFBRL200-P	6 L TANK WITH FILLER BREATHER HOLES, BELL HOUSING HOLE & RETURN LINE FILTER HOLES 200MM OD MACHINED LID INC. TANK SEAL AND DRAIN PLUG TYPE A	£53.00	€ 59.89
12 LITRE STEEL TANKS			
FFT-12-P	12 L TANK C/W PLAIN LID INC. TANK SEAL AND DRAIN PLUG TYPE A	£67.84	€ 76.66
FFT-12BHFB140-P	12 L TANK WITH FILLER BREATHER HOLES & BELL HOUSING HOLE 140MM OD MACHINED LID INC. TANK SEAL AND DRAIN PLUG TYPE A	£71.02	€ 80.25
FFT-12BHFB160-P	12 L TANK WITH FILLER BREATHER HOLES & BELL HOUSING HOLE 160MM OD MACHINED LID INC. TANK SEAL AND DRAIN PLUG TYPE A	£71.02	€ 80.25
FFT-12BHFB200-P	12 L TANK WITH FILLER BREATHER HOLES & BELL HOUSING HOLE 200MM OD MACHINED LID INC. TANK SEAL AND DRAIN PLUG TYPE A	£71.02	€ 80.25
FFT-12BHFBRL140-P	12 L TANK WITH FILLER BREATHER HOLES, BELL HOUSING HOLE & RETURN LINE FILTER HOLES 140MM OD	£71.02	€ 80.25
FFT-12BHFBRL160-P	12 L TANK WITH FILLER BREATHER HOLES, BELL HOUSING HOLE & RETURN LINE FILTER HOLES 160MM OD	£71.02	€ 80.25
FFT-12BHFBRL200-P	12 L TANK WITH FILLER BREATHER HOLES, BELL HOUSING HOLE & RETURN LINE FILTER HOLES 200MM OD	£71.02	€ 80.25
25 LITRE STEEL TANKS			
FFT-25-P	25 L TANK C/W PLAIN LID INC. TANK SEAL AND DRAIN PLUG TYPE A	£87.98	€ 99.42
FFT-25BHFB160-P	25 L TANK WITH FILLER BREATHER HOLES & BELL HOUSING HOLE 160MM OD MACHINED LID INC. TANK SEAL AND DRAIN PLUG TYPE A	£92.22	€ 104.21
FFT-25BHFB200-P	25 L TANK WITH FILLER BREATHER HOLES & BELL HOUSING HOLE 200MM OD MACHINED LID INC. TANK SEAL AND DRAIN PLUG TYPE A	£92.22	€ 104.21
FFT-25BHFB250-P	25 L TANK WITH FILLER BREATHER HOLES & BELL HOUSING HOLE 250MM OD MACHINED LID INC. TANK SEAL AND DRAIN PLUG TYPE A	£92.22	€ 104.21
FFT-25BHFBRL160-P	25 L TANK WITH FILLER BREATHER HOLES, BELL HOUSING HOLE & RETURN LINE FILTER HOLES 160MM OD	£92.22	€ 104.21
FFT-25BHFBRL200-P	25 L TANK WITH FILLER BREATHER HOLES, BELL HOUSING HOLE & RETURN LINE FILTER HOLES 200MM OD	£92.22	€ 104.21
FFT-25BHFB RL250-P	25 L TANK WITH FILLER BREATHER HOLES, BELL HOUSING HOLE & RETURN LINE FILTER HOLES 250MM OD	£92.22	€ 104.21

PART NUMBER	DESCRIPTION	NETT. PRICE	
40 LITRE STEEL TANKS			
		£ STERLING	€ EUROS
FFT-40-P	40L PLAIN TANK	£100.70	€ 113.79
FFT-40BHFB200-P	40 L TANK WITH FILLER BREATHER HOLES & BELL HOUSING HOLE 200MM OD	£104.94	€ 118.58
FFT-40BHFB250-P	40 L TANK WITH FILLER BREATHER HOLES & BELL HOUSING HOLE 250MM OD	£104.94	€ 118.58
FFT-40BHFB300-P	40 L TANK WITH FILLER BREATHER HOLES & BELL HOUSING HOLE 300MM OD	£104.94	€ 118.58
FFT-40BHFBRL200-P	40 L TANK WITH FILLER BREATHER HOLES, BELL HOUSING HOLE & RETURN LINE FILTER HOLES 200MM OD	£104.94	€ 118.58
FFT-40BHFBRL250-P	40 L TANK WITH FILLER BREATHER HOLES, BELL HOUSING HOLE & RETURN LINE FILTER HOLES 250MM OD	£104.94	€ 118.58
FFT-40BHFBRL300-P	*40 L TANK WITH FILLER BREATHER HOLES, BELL HOUSING HOLE & RETURN LINE FILTER HOLES 300MM OD	£104.94	€ 118.58
70 LITRE STEEL TANKS			
FFT-70-P	70L PLAIN TANK	£146.28	€ 165.30
FFT-70BHFB200-P	70 L TANK WITH FILLER BREATHER HOLES & BELL HOUSING HOLE 200MM OD	£152.64	€ 172.48
FFT-70BHFB250-P	70 L TANK WITH FILLER BREATHER HOLES & BELL HOUSING HOLE 250MM OD	£152.64	€ 172.48
FFT-70BHFB300-P	70 L TANK WITH FILLER BREATHER HOLES & BELL HOUSING HOLE 300MM OD	£152.64	€ 172.48
FFT-70BHFB350-P	70 L TANK WITH FILLER BREATHER HOLES & BELL HOUSING HOLE 350MM OD	£152.64	€ 172.48
FFT-70BHFBRL200-P	70 L TANK WITH FILLER BREATHER HOLES & BELL HOUSING HOLE 200MM OD	£152.64	€ 172.48
FFT-70BHFBRL250-P	70 L TANK WITH FILLER BREATHER HOLES, BELL HOUSING HOLE & RETURN LINE FILTER HOLES 250MM OD	£152.64	€ 172.48
FFT-70BHFBRL300-P	70 L TANK WITH FILLER BREATHER HOLES, BELL HOUSING HOLE & RETURN LINE FILTER HOLES 300MM OD	£152.64	€ 172.48
FFT-70BHFBRL350-P	70 L TANK WITH FILLER BREATHER HOLES, BELL HOUSING HOLE & RETURN LINE FILTER HOLES 350MM OD	£152.64	€ 172.48
100 LITRE STEEL TANKS			
FFT-100-P	100L PLAIN TANK	£185.50	€ 209.62
FFT-100BHFB200-P	100 L TANK WITH FILLER BREATHER HOLES & BELL HOUSING HOLE 200MM OD	£192.92	€ 218.00
FFT-100BHFB250-P	100 L TANK WITH FILLER BREATHER HOLES & BELL HOUSING HOLE 250MM OD	£192.92	€ 218.00
FFT-100BHFB300-P	100 L TANK WITH FILLER BREATHER HOLES & BELL HOUSING HOLE 300MM OD	£192.92	€ 218.00
FFT-100BHFB350-P	100 L TANK WITH FILLER BREATHER HOLES & BELL HOUSING HOLE 350MM OD	£192.92	€ 218.00
FFT-100BHFBRL200-P	100 L TANK WITH FILLER BREATHER HOLES, BELL HOUSING HOLE & RETURN LINE FILTER HOLES 200MM OD	£192.92	€ 218.00
FFT-100BHFBRL250-P	100 L TANK WITH FILLER BREATHER HOLES, BELL HOUSING HOLE & RETURN LINE FILTER HOLES 250MM OD	£192.92	€ 218.00
FFT-100BHFBRL300-P	100 L TANK WITH FILLER BREATHER HOLES, BELL HOUSING HOLE & RETURN LINE FILTER HOLES 300MM OD	£192.92	€ 218.00
FFT-100BHFBRL350-P	100 L TANK WITH FILLER BREATHER HOLES, BELL HOUSING HOLE & RETURN LINE FILTER HOLES 350MM OD	£192.92	€ 218.00
160 LITRE STEEL TANKS			
FFT-160-P	160L PLAIN TANK	£286.20	€ 323.41
FFT-160BHFB250-P	160 L TANK WITH FILLER BREATHER HOLES & BELL HOUSING HOLE 250MM OD	£297.86	€ 336.58
FFT-160BHFB300-P	160 L TANK WITH FILLER BREATHER HOLES & BELL HOUSING HOLE 300MM OD	£297.86	€ 336.58
FFT-160BHFB350-P	160 L TANK WITH FILLER BREATHER HOLES & BELL HOUSING HOLE 350MM OD	£297.86	€ 336.58
FFT-160BHFBRL250-P	160 L TANK WITH FILLER BREATHER HOLES, BELL HOUSING HOLE & RETURN LINE FILTER HOLES 250MM OD	£297.86	€ 336.58
FFT-160BHFBRL300-P	160 L TANK WITH FILLER BREATHER HOLES, BELL HOUSING HOLE & RETURN LINE FILTER HOLES 300MM OD	£297.86	€ 336.58
FFT-160BHFBRL350-P	160 L TANK WITH FILLER BREATHER HOLES, BELL HOUSING HOLE & RETURN LINE FILTER HOLES 350MM OD	£297.86	€ 336.58
250 LITRE STEEL TANKS			
FFT-250-P	250 L PLAIN TANK	£390.08	€ 440.79
FFT-250BHFB250-P	250 L TANK WITH FILLER BREATHER HOLES & BELL HOUSING HOLE 250MM OD	£405.98	€ 458.76
FFT-250BHFB300-P	250 L TANK WITH FILLER BREATHER HOLES & BELL HOUSING HOLE 300MM OD	£405.98	€ 458.76
FFT-250BHFB350C-P	250 L TANK WITH FILLER BREATHER HOLES & BELL HOUSING HOLE 350MM OD	£405.98	€ 458.76
FFT-250BHFB400C-P	250 L TANK WITH FILLER BREATHER HOLES & BELL HOUSING HOLE 400MM OD	£405.98	€ 458.76
FFT-250BHFB450C-P	250 L TANK WITH FILLER BREATHER HOLES & BELL HOUSING HOLE 450MM OD	£405.98	€ 458.76
FFT-250BHFBRL250C-P	250 L TANK WITH FILLER BREATHER HOLES, BELL HOUSING HOLE & RETURN LINE FILTER HOLES 250MM OD	£405.98	€ 458.76
FFT-250BHFBRL300C-P	250 L TANK WITH FILLER BREATHER HOLES, BELL HOUSING HOLE & RETURN LINE FILTER HOLES 300MM OD	£405.98	€ 458.76
FFT-250BHFBRL350C-P	250 L TANK WITH FILLER BREATHER HOLES, BELL HOUSING HOLE & RETURN LINE FILTER HOLES 350MM OD	£405.98	€ 458.76
FFT-250BHFBRL400C-P	250 L TANK WITH FILLER BREATHER HOLES, BELL HOUSING HOLE & RETURN LINE FILTER HOLES 400MM OD	£405.98	€ 458.76
FFT-250BHFBRL450C-P	250 L TANK WITH FILLER BREATHER HOLES, BELL HOUSING HOLE & RETURN LINE FILTER HOLES 450MM OD	£405.98	€ 458.76

ALUMINIUM OIL TANKS

PRODUCT	PAGE
ALUMINIUM OIL TANKS AB 3,5	382
ALUMINIUM OIL TANKS AB 6,5	382
ALUMINIUM OIL TANKS AB 12 NR	383
ALUMINIUM OIL TANKS AB 20	383
ALUMINIUM OIL TANKS AB 30 NR	384
ALUMINIUM OIL TANKS AB 44	384
ALUMINIUM OIL TANKS AB 70	385
OIL SUMPS FOR ALUMINIUM TANKS	385



QUALITY PRODUCTS

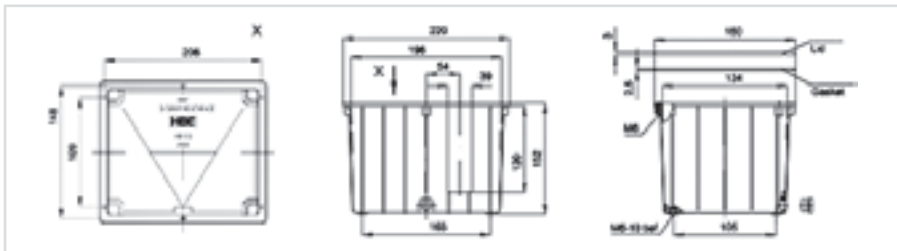


FREE ADVICE



ALUMINIUM OIL TANKS AB 3,5

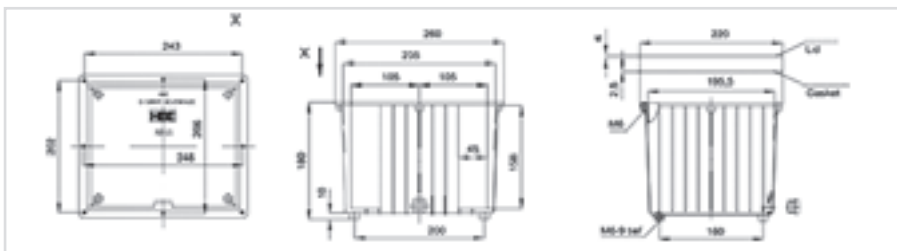
www.flowfitonline.com
TECH. DATA SHEET
AOT01



PART NO.	ORDERING CODE	DESCRIPTION	NETT. PRICE	
			£ STERLING	€ EUROS
AT2000	AB 3,5	Tank Effective capacity approx. 3 L • weight 1,0 kg • stackable	£52.96	€ 59.84
AT 2200	SD 3,5	Steel lid machined for mounting on the tank, otherwise unmachined, unprimed or completely machined acc. to customer's drawing	£14.76	€ 16.67
AT 2230	D 3,5A	Gasket (paperboard)	£1.44	€ 1.63
AT 2238	D 3,5GK	Gasket (rubber cork)	£4.91	€ 5.55
AT2260	AS G 1/4"	Drain plug	£1.74	€ 1.96
AT2261	G 1/4"	CU-Gasket (14 x 18 x 1,5)	£0.57	€ 0.65
FT5C40	FT5C401	Filler (metal) 3 hole fixing	£7.28	€ 8.23
FLI MI 2	FL1M12	Oil gauge* 76mm x M12	£8.89	€ 10.05

ALUMINIUM OIL TANKS AB 6,5

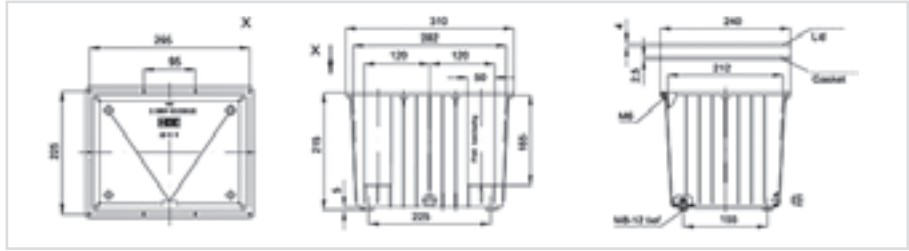
www.flowfitonline.com
TECH. DATA SHEET
AOT01



PART NO.	ORDERING CODE	DESCRIPTION	NETT. PRICE	
			£ STERLING	€ EUROS
AT200S	AB 6,5	Tank Effective capacity approx. 6 L • weight 1,6 kg • stackable	£57.83	€ 65.35
AT2205	SD 6,5	Steel lid machined for mounting on the tank, otherwise unmachined, unprimed or completely machined acc. to customer's drawing	£17.36	€ 19.62
AT2239	D 6,5A	Gasket (paperboard)	£1.74	€ 1.96
AT2246	D 6,5GK	Gasket (rubber cork)	£5.20	€ 5.88
AT2262	AS G3/8"	Drain plug	£2.90	€ 3.28
AT2267	G3/8"	CU-Gasket (16x22x 2)	£0.57	€ 0.65
FT5C40	FT5C401	Filler (metal) 3 hole fixing	£7.28	€ 8.23
FL1M12	FL1M12	Oil gauge* 76mm x M12	£8.89	€ 10.05
FL2M12	FL2M12	Oil gauge* 127mm x M12	£9.76	€ 11.03

ALUMINIUM OIL TANKS AB 12 NR

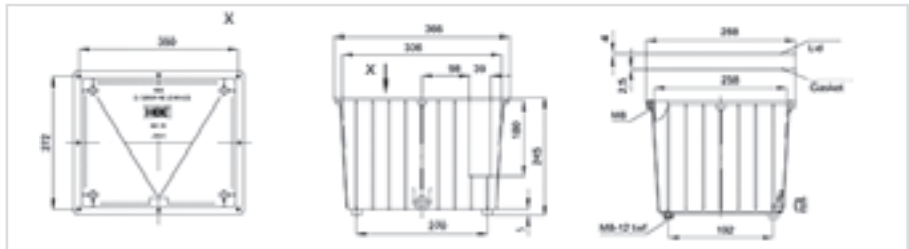
www.flowfitonline.com
TECH. DATA SHEET
AOT01



PART NO.	ORDERING CODE	DESCRIPTION	NETT. PRICE	
			£ STERLING	€ EUROS
AT2007	AB 12 NR	Tank Effective capacity approx. 11 l • weight 3 kg • stackable	£70.32	€ 79.46
AT2216	SD 12 NR	Steel lid machined for mounting on the tank, otherwise unmachined, unprimed or completely machined *cc. to customer's drawing	£24.32	€ 27.48
AT2236	D 12A NR	Gasket (paperboard)	£2.32	€ 2.62
AT2240	D 12GK NR	Gasket (rubber cork) Drain plug	£6.07	€ 6.86
AT2262	AS G 3/8"	Drain plug	£2.90	€ 3.28
AT2267	G 3/8"	CU Gasket (16x 22 x2)	£0.57	€ 0.65
FT5C40	FT5C401	Filler (metal) 3 hole fixing	£7.28	€ 8.23
FL1M12	FL1M12	Oil gauge* 76mm x M12	£8.89	€ 10.05
FL2M12	F12M12	Oil gauge 127mm x M12	£9.76	€ 11.03

ALUMINIUM OIL TANKS AB 20

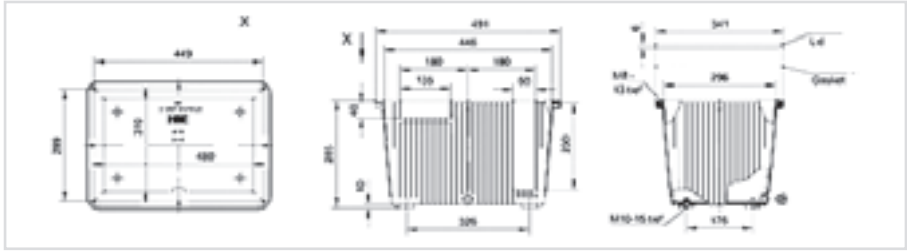
www.flowfitonline.com
TECH. DATA SHEET
AOT01



PART NO.	ORDERING CODE	DESCRIPTION	NETT. PRICE	
			£ STERLING	€ EUROS
AT2003	AB 20	Tank Effective capacity approx. 17 l • weight 4,4 kg • stackable	£108.81	€ 122.95
AT2203	SD 20	Steel lid machined for mounting on the tank, otherwise unmachined, unprimed or completely machined acc. to customer's drawing	£28.07	€ 31.72
AT2233	D 20 A	Gasket (paperboard)	£2.60	€ 2.93
AT2245	D 20 GK	Gasket (rubber cork) Drain plug	£7.53	€ 8.50
AT2263	AS G 1/2"	Drain plug	£3.75	€ 4.24
AT2268	G 1/2"	CU Gasket (21 x 26 x 1,5)	£0.88	€ 0.99
FT5C40	FT5C401	Filler (metal) 3 hole fixing	£7.28	€ 8.23
FL1M12	FL1M12	Oil gauge* 76mm x M12	£8.89	€ 10.05
FL2M12	F12M12	Oil gauge 127mm x M12	£9.76	€ 11.03

ALUMINIUM OIL TANKS AB 30 NR

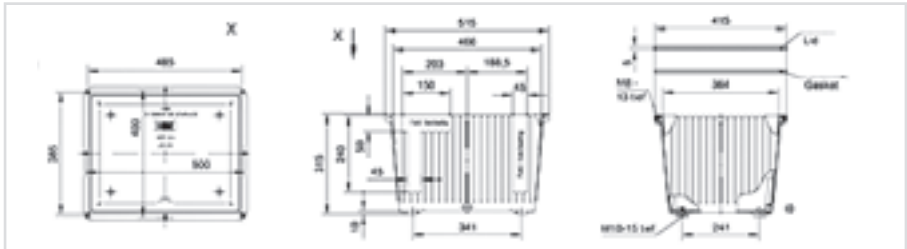
www.flowfitonline.com
TECH. DATA SHEET
AOT01



PART NO.	ORDERING CODE	DESCRIPTION	NETT. PRICE	
			£ STERLING	€ EUROS
AT2008	AB 30 NR	Tank Effective capacity approx. 26 l • weight 7 kg • stackable	£115.76	€ 130.81
AT2204	SD 30	Steel lid machined for mounting on the tank, otherwise unmachined, unprimed or completely machined acc. to customer's drawing	£39.37	€ 44.49
AT2210	AD 30	Aluminium Lid machined for reaming on the tank, otherwise unmachined, unprimed or completely machined acc. to customer's drawing	£64.37	€ 72.74
AT2234	D 30 NBR	Gasket ø 6 mm N8R	£7.54	€ 8.52
AT2263	AS G 1/2"	Drain plug	£3.75	€ 4.24
AT2268	G1/2"	CU Gasket (21 x 26 x 1,5)	£0.88	€ 0.99
AT2300	F 30	Aluminium feet for AB 30 (Set = 4 pcs.)	£10.91	€ 12.33
FT8C401	FT8C-40	Filler (metal) 3 hole fixing	£8.84	€ 9.99
FLI M12	FL1M12	Oil gauge* 76mm x M12	£8.89	€ 10.05
FL2M12	FL2M12	Oil gauge 127mm x M12	£9.76	€ 11.03

ALUMINIUM OIL TANKS AB 44

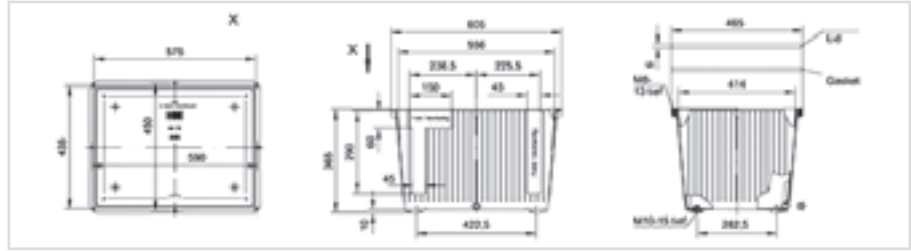
www.flowfitonline.com
TECH. DATA SHEET
AOT01



PART NO.	ORDERING CODE	DESCRIPTION	NETT. PRICE	
			£ STERLING	€ EUROS
AT 2020	AB 44	Tank Effective capacity approx. 40 l • weight 10 kg • stackable*	£206.32	€ 233.14
AT 2221	SD 44	Steel lid machined for mounting on the tank, otherwise unmachined, unprimed or completely machined acc. to customer's drawing	£54.40	€ 61.47
AT 2241	D 44 N8R	Gasket ø 6 mm N8R	£7.82	€ 8.84
AT2263	AS G1/2"	Drain plug	£3.75	€ 4.24
AT2268	G1/2"	CU-Gasket (21 x26 x2,5)	£0.88	€ 0.99
AT2300	F44	Aluminium feet Far AB 44 (Set-4 pcs.)	£10.91	€ 12.33
FT8C401	FT8C40	Filler (metal) • 6 hole fixing	£8.84	€ 9.99
FLI M12	FLIM12	Oil gauge* 76mm x M12	£8.89	€ 10.05
FL2M12	F12M12	Oil gauge 127mm x MU	£9.76	€ 11.03
FL3M12	FL3M12	Oil gauge* 254mm x M12	£15.51	€ 17.52
2384	LR 150	Castors 150 mm*		

ALUMINIUM OIL TANKS AB 70

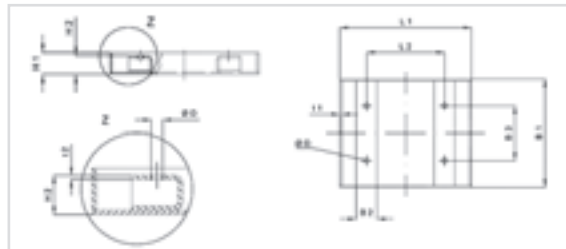
www.flowfitonline.com
TECH. DATA SHEET
AOT01



PART NO.	ORDERING CODE	DESCRIPTION	NETT. PRICE	
			£ STERLING	€ EUROS
AT2025	AB 70	Tank Effective capacity approx. 63 l • weight 12 kg • stackable	£268.86	€ 303.81
AT2225	SD 70	Steel lid machined for mounting on the tank, otherwise unmachined, unprimed or completely machined acc. to customer's drawing	£57.47	€ 64.94
AT2242	D 70 NBR	Gasket ø 6 mm NBR 70° Shore	£8.40	€ 9.49
AT2263	AS G 1/2"	Drain plug	£3.75	€ 4.24
AT2268	G 1/2"	CU Gasket (21 x 26 x 2,5)	£0.88	€ 0.99
AT2300	F 70	Aluminium feet for AB 70 (Set = 4 pcs.)	£10.91	€ 12.33
FT8C401	FT8C40	Filler (metal) 6 hole fixing	£8.84	€ 9.99
FL1M12	FL1M12	Oil gauge* 76mm x M12	£8.89	€ 10.05
FL2M12	FL2M12	Oil gauge 127mm x M12	£9.76	€ 11.03
FL3M12	FL3M12	Oil gauge 254mm x M12	£15.51	€ 17.52
2384	LR 150	Castors 150 mm*		

OIL SUMPS FOR ALUMINIUM TANKS

www.flowfitonline.com
TECH. DATA SHEET
AOT01




Ow 12- OW 70

- Oil sumps for aluminium tanks AB 12 -AB 70
- Material ST 37 (olt. V2A/V4A)
- ST 37 sandblasted and grounded regarding oil resistance (mineral oil HL/HLP)
- Approved welding shop acc. to § 19.1 (WHO)

PART NO.	TYPE	FOR	VOLUME	DIMENSIONS										NETT. PRICE	
				L ₁	L ₂	B ₁	B ₂	B ₃	H ₁	H ₂	t ₁	t ₂	D	£ STERLING	€ EUROS
OSAT1080	OW 12 ST	AB 12 NR	11,8	380	225	310	60	155	110	100	3	3	9,5	£353.61	€ 399.57
OSAT1081	OW 20 ST	AB 20	201.	570	270	350	60	192	110	100	3	3	9,5	£359.67	€ 406.43
OSAT1082	OW 30 ST	AB 30 NR	33 l.	550	326	400	60	176	160	150	3	5	12	£375.38	€ 424.18
O5AT1083	Ow 44 ST	AB 44	45L	600	341	500	60	241	160	150	3	5	12	£454.48	€ 513.56
OSAT1084	OW 70 ST	AB 70	63,51	730	422,5	580	60	282,5	160	150	3	5	12	£475.44	€ 537.25

HYDRAULIC TANKS COMPLETE WITH ACCESSORIES


PRODUCT	PAGE
HYDRAULIC OIL TANK WITH TANK ACCESSORIES	387
FLOWFIT WELDLESS STEEL TANKS COMPLETE WITH ACCESSORIES	389



**FROM ONLY
£60.58
+VAT**



**FROM ONLY
£229.04
+VAT**



**FROM ONLY
£60.58
+VAT**



QUALITY PRODUCTS



FREE ADVICE

**FREE UK
NEXT DAY
DELIVERY
ON ALL
WEB
ORDERS**

14L CAPACITY HYDRAULIC OIL TANK WITH TANK ACCESSORIES

www.flowfitonline.com
TECH. DATA SHEET
TCWA1



14 Litre capacity tank kits supplied with tank, return line filter, level indicator, filler breather and drain plug along with all required nuts and bolts. All components are supplied loose and ready to assemble with all necessary holes pre-drilled on tank. Comes painted in black but available in grey primer if required.

Tank: 14 Litre capacity, constructed in steel plate, oil and rust proof pre – painted, gasket and drain plug.

Dimensions: Height 290mm/ Width 335mm/ Depth 270mm

Tank top Filter: 3/8", ports 15 l/min, 10 micron filter, aluminium cover and housing, steel bowl, Buna seals, c/w visual indicator. Max working pressure 8 bar, Testing pressure 12 bar, burst pressure 16 bar, Operating temperature -30°C to +80°C. (Supplied loose)

Level and Temperature Indicator: Hole centres 76mm, Bolt thread sizes M10 x 1.5 , Length 106mm. Width 36mm, Operating temperature -30 to +80°C. Thermometer: double scale 0°C to 100°C, and 30°F to 210°F. Anodized aluminium frame with nylon face. (Supplied loose)

Filler Breather: Carbon steel, Basket and 500 micron, Filter air inlet element 10 micron. Mounting: 3 hole p.c.d 41mm (Supplied loose)

PART NO.	TANK CAPACITY	TANK TOP FILTER	LEVEL INDICATOR	FILLER BREATHER	FINISH	NETT. PRICE	
						£ STERLING	€ EUROS
HF12KIT	14 LITRE	3/8" PORT 15 L/MIN 10 MICRON	76MM HOLE CENTRES	3 HOLE PCD 10 MICRON	BLACK	£229.04	€ 258.82

22L CAPACITY HYDRAULIC OIL TANK WITH TANK ACCESSORIES

www.flowfitonline.com
TECH. DATA SHEET
TCWA1



22 Litre capacity tank kits supplied with tank, return line filter, level indicator, filler breather and drain plug along with all required nuts and bolts. All components are supplied loose and ready to assemble with all necessary holes pre-drilled on tank. Comes painted in black but available in grey primer if required.

Tank: 22 Litre capacity, constructed in steel plate, oil and rust proof pre – painted, gasket and drain plug.

Dimensions: Height 305mm/ Width 410mm/ Depth 325mm

Tank top Filter: 3/8" ports, 15 l/min, 10 micron filter, aluminium cover and housing, steel bowl, Buna seals, c/w visual indicator. Max working pressure 8 bars, testing pressure 12 bar, burst pressure 16 bars, Operating temperature -30°C to +80°C. (Supplied loose)

Level and Temperature Indicator: Hole centres 76mm, Bolt thread sizes M10 x 1.5, Length 106mm. Width 36mm, Operating temperature -30°C to +80°C. Thermometer: double scale 0°C to 100°C, and 30°F to 210°F, Anodized aluminium frame with nylon face (Supplied loose)

Filler Breather: Carbon steel, Basket at 500 micron, Filter air inlet element 10 micron. Mounting: 3 hole p.c.d 41mm (Supplied loose)

PART NO.	TANK CAPACITY	TANK TOP FILTER	LEVEL INDICATOR	FILLER BREATHER	FINISH	NETT. PRICE	
						£ STERLING	€ EUROS
HF16KIT	22 LITRE	3/8" PORT 15 L/MIN 10 MICRON	76MM HOLE CENTRES	3 HOLE PCD 10 MICRON	BLACK	£256.86	€ 290.25

39L CAPACITY HYDRAULIC OIL TANK WITH TANK ACCESSORIES

www.flowfitonline.com
TECH. DATA SHEET
TCWA1



39 Litre capacity tank kits supplied with tank, return line filter, level indicator, filler breather and drain plug along with all required nuts and bolts. All components are supplied loose and ready to assemble with all necessary holes pre-drilled on tank. Comes painted in black but available in grey primer if required.

Tank: 39 Litre capacity, constructed in steel plate, oil and rust proof pre – painted, gasket and drain plug.

Dimensions: Height 335mm/ Width 470mm/ Depth 365mm

Tank top Filter: 3/4", ports 35 l/min, 10 micron filter, aluminium cover and housing, steel bowl, Buna seals, c/w visual indicator. Max working pressure 8 bar, Testing pressure 12 bar, burst pressure 16 bar, Operating temperature -30°C to +80°C. (Supplied loose)

Level and Temperature Indicator: Hole centres 127mm, Bolt thread sizes M10 x 1.5 , Length 157mm. Width 36mm, Operating temperature -30°C to +80°C. Thermometer: double scale 0°C to 100°C, and 30°F to 210°F, Anodized aluminium frame with nylon face (Supplied loose)

Filler Breather: Carbon steel, Plastic Basket at 500 micron. Filter: air inlet element 40 micron, gasket rubberised cork, screws self tapping. Mounting: 6 hole p.c.d 70/73mm (Supplied loose)

PART NO.	TANK CAPACITY	TANK TOP FILTER	LEVEL INDICATOR	FILLER BREATHER	FINISH	NETT. PRICE	
						£ STERLING	€ EUROS
HF30KIT	39 LITRE	3/4" PORT 35 L/MIN 10 MICRON	127MM HOLE CENTRES	6 HOLE PCD 40 MICRON	BLACK	£325.18	€ 367.45

58L CAPACITY HYDRAULIC OIL TANK WITH TANK ACCESSORIES

www.flowfitonline.com
TECH. DATA SHEET
TCWA1



58 Litre capacity tank kits supplied with tank, return line filter, level indicator, filler breather and drain plug along with all required nuts and bolts. All components are supplied loose and ready to assemble with all necessary holes pre-drilled on tank. Comes painted in black but available in grey primer if required.

Tank: 58 Litre capacity, constructed in steel plate, oil and rust proof pre – painted, gasket and drain plug.

Dimensions: Height 365mm/ Width 600mm/ Depth 470mm

Tank top Filter: 1/2", ports 35 l/min, 10 micron filter, aluminium cover and housing, steel bowl, Buna seals, c/w visual indicator. Max working pressure 8 bar, Testing pressure 12 bar, burst pressure 16 bar, Operating temperature -30°C to +80°C. (Supplied loose)

Level and Temperature Indicator: Hole centres 127mm, Bolt thread sizes M10 x 1.5 , Length 157mm. Width 36mm, Operating temperature -30°C to +80°C. Thermometer: double scale 0°C to 100°C, and 30°F to 210°F, Anodized aluminium frame with nylon face (Supplied loose)

Filler Breather: Carbon steel, Plastic Basket at 500 micron. Filter: air inlet element 40 micron, gasket rubberised cork, screws self tapping. Mounting: 6 hole p.c.d 70/73mm (Supplied loose)

PART NO.	TANK CAPACITY	TANK TOP FILTER	LEVEL INDICATOR	FILLER BREATHER	FINISH	NETT. PRICE	
						£ STERLING	€ EUROS
HF55KIT	58 LITRE	1/2" PORT 35 L/MIN 10 MICRON	127MM HOLE CENTRES	6 HOLE PCD 40 MICRON	BLACK	£335.36	€ 378.96

75L CAPACITY HYDRAULIC OIL TANK WITH TANK ACCESSORIES

www.flowfitonline.com
TECH. DATA SHEET
TCWA1



75 Litre capacity tank kits supplied with tank, return line filter, level indicator, filler breather and drain plug along with all required nuts and bolts. All components are supplied loose and ready to assemble with all necessary holes pre-drilled on tank. Comes painted in black but available in grey primer if required.

Tank: 75 Litre capacity, constructed in steel plate, oil and rust proof pre – painted, gasket and drain plug, lid thickness 4mm

Dimensions: Height 455mm/ Width 600mm/ Depth 470mm

Tank top Filter: 3/4" ports 55 l/min, 10 micron filter, aluminium cover and housing, steel bowl, Buna seals, c/w visual indicator. Max working pressure 8 bar, Testing pressure 12 bar, burst pressure 16 bar, Operating temperature -30°C to +80°C. (Supplied loose)

Level and Temperature Indicator: Hole centres 127mm, Bolt thread sizes M10 x 1.5 , Length 157mm. Width 36mm, Operating temperature -30°C to +80°C. Thermometer: double scale 0°C to 100°C, and 30°F to 210°F, Anodized aluminium frame with nylon face (Supplied loose)

Filler Breather: Carbon steel, Plastic Basket at 500 micron. Filter: air inlet element 40 micron, gasket rubberised cork, screws self tapping. Mounting: 6 hole p.c.d 73mm (Supplied loose)

PART NO.	TANK CAPACITY	TANK TOP FILTER	LEVEL INDICATOR	FILLER BREATHER	FINISH	NETT. PRICE	
						£ STERLING	€ EUROS
HF75KIT	75 LITRE	3/4" PORT 55 L/MIN 10 MICRON	127MM HOLE CENTRES	6 HOLE PCD 40 MICRON	BLACK	£417.41	€ 471.67

100L CAPACITY HYDRAULIC OIL TANK WITH TANK ACCESSORIES

www.flowfitonline.com
TECH. DATA SHEET
TCWA1



100 Litre capacity tank kits supplied with tank, return line filter, level indicator, filler breather and drain plug along with all required nuts and bolts. All components are supplied loose and ready to assemble with all necessary holes pre-drilled on tank. Comes painted in black but available in grey primer if required.

Tank: 100 Litre capacity, constructed in steel plate, oil and rust proof pre – painted, gasket and drain plug, lid thickness 4mm

Dimensions: Height 505mm/ Width 675mm/ Depth 520mm

Tank top Filter: 1" ports, 65 l/min, 10 micron filter, aluminium cover and housing, steel bowl, Buna seals, c/w visual indicator. Max working pressure 8 bar, Testing pressure 12 bar, burst pressure 16 bar, Operating temperature -30°C to +80°C. (Supplied loose)

Level and Temperature Indicator: Hole centres 254mm, Bolt thread sizes M10 x 1.5 , Length 284mm. Width 36mm, Operating temperature -30°C to +80°C. Thermometer: double scale 0°C to 100°C, and 30°F to 210°F, Anodized aluminium frame with nylon face (Supplied loose)

Filler Breather: Carbon steel, Plastic Basket at 500 micron. Filter: air inlet element 40 micron, gasket rubberised cork, screws self tapping. Mounting: 6 hole p.c.d 73mm (Supplied loose)

PART NO.	TANK CAPACITY	TANK TOP FILTER	LEVEL INDICATOR	FILLER BREATHER	FINISH	NETT. PRICE	
						£ STERLING	€ EUROS
HF100KIT	100 LITRE	1" PORT 65 L/MIN 10 MICRON	254MM HOLE CENTRES	6 HOLE PCD 40 MICRON	BLACK	£482.31	€ 545.01

165L CAPACITY HYDRAULIC OIL TANK WITH TANK ACCESSORIES

www.flowfitonline.com
TECH. DATA SHEET
TCWA1



165 Litre capacity tank kits supplied with tank, return line filter, level indicator, filler breather and drain plug along with all required nuts and bolts. All components are supplied loose and ready to assemble with all necessary holes pre-drilled on tank. Comes painted in black but available in grey primer if required.

Tank: 165 Litre capacity, constructed in steel plate, oil and rust proof pre – painted, gasket and drain plug, lid thickness 4mm

Dimensions: Height 555mm/ Width 805mm/ Depth 620mm

Tank top Filter: 1", ports 65 l/min, 10 micron filter, aluminium cover and housing, steel bowl, Buna seals, c/w visual indicator. Max working pressure 8 bar, Testing pressure 12 bar, burst pressure 16 bar, Operating temperature -30°C to +80°C. (Supplied loose)

Level and Temperature Indicator: Hole centres 254mm, Bolt thread sizes M10 x 1.5 , Length 284mm. Width 36mm, Operating temperature -30°C to +80°C. (Supplied loose)

Thermometer: Double scale 0°C to 100°C, and 30°F to 210°F, Anodized aluminium frame with nylon face

Filler Breather: Carbon steel, Plastic Basket at 500 micron. Filter: air inlet element 40 micron, gasket rubberised cork, screws self tapping. Mounting: 6 hole p.c.d 70/73mm (Supplied loose)

PART NO.	TANK CAPACITY	TANK TOP FILTER	LEVEL INDICATOR	FILLER BREATHER	FINISH	NETT. PRICE	
						£ STERLING	€ EUROS
HF180KIT	165 LITRE	1"PORT 65 L/MIN 10 MICRON	254MM HOLE CENTRES	6 HOLE PCD 40 MICRON	BLACK	£587.41	€ 663.77

FLOWFIT WELDLESS STEEL TANKS COMPLETE WITH ACCESSORIES

www.flowfitonline.com
TECH. DATA SHEET
TCWA1



HYDRAULIC TANKS COMPLETE WITH ACCESSORIES

Hydraulic tank kits supplied with tank top return line filter 10 micron c/w visual indicator, level indicator, filler breather along with all required nuts and bolts to specification as shown in part number description below.

All components are supplied loose and ready to assemble with all necessary holes pre-drilled on tank.

PART NO	TANK CAPACITY	RETURN LINE FILTER	LEVEL INDICATOR CENTRES	NETT. PRICE	
				£ STERLING	€ EUROS
FFT6KIT	6 Litre	1/2" Port 16 L/min	76mm	£60.58	€ 68.45
FFT12KIT	12 Litre	1/2" Port 16 L/min	76mm	£69.42	€ 78.44
FFT25KIT	25 Litre	3/8" Port 15 L/min	76mm	£99.71	€ 112.68
FFT40KIT	40 Litre	3/4" Port 55 L/min	127mm	£117.37	€ 132.63
FFT70KIT	70 Litre	3/4" Port 55 L/min	127mm	£150.20	€ 169.73
FFT100KIT	100 Litre	1" Port 65 L/min	127mm	£184.28	€ 208.24
FFT160KIT	160 Litre	3/4" Port 55 L/min	254mm	£232.24	€ 262.43



HYDRAULIC PRIMED TANKS COMPLETE WITH ACCESSORIES

www.flowfitonline.com
TECH. DATA SHEET
PTCWA1

Hydraulic tank kits supplied with tank, return line filter, level indicator, filler breather along with all required nuts and bolts to specification as shown in part number description below.


All components are supplied loose and ready to assemble with all necessary holes pre-drilled on tank.

Comes painted in black but available in grey primer if required.

PART NO	TANK CAPACITY	RETURN LINE FILTER	LEVEL INDICATOR CENTRES	NETT. PRICE	
				£ STERLING	€ EUROS
FFT6KIT-P	6 Litre	1/2" Port 16 L/min	76mm	£60.58	€ 68.45
FFT12KIT-P	12 Litre	1/2" Port 16 L/min	76mm	£69.42	€ 78.44
FFT25KIT-P	25 Litre	3/8" Port 15 L/min	76mm	£99.71	€ 112.68
FFT40KIT-P	40 Litre	3/4" Port 55 L/min	127mm	£117.37	€ 132.63
FFT70KIT-P	70 Litre	3/4" Port 55 L/min	127mm	£150.20	€ 169.73
FFT100KIT-P	100 Litre	1" Port 65 L/min	127mm	£184.28	€ 208.24
FFT160KIT-P	160 Litre	3/4" Port 55 L/min	254mm	£232.24	€ 262.43

STEEL & STAINLESS STEEL OIL TANKS

PRODUCT	PAGE
HF SERIES STEEL TANKS	391
SS SERIES 304 STAINLESS STEEL TANK	391
TOP QUALITY • TOP OF THE RANGE DIN24339 HEAVY DUTY • HIGH SPECIFICATION TANKS	391



**FROM ONLY
£538.05
+VAT**



**FROM ONLY
£95.18
+VAT**



QUALITY PRODUCTS



FREE ADVICE

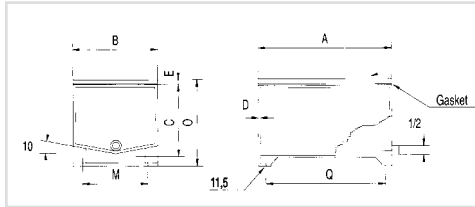


HYDRAULIC TANKS

Cost effective HF Range standard hydraulic tanks

HF SERIES STEEL TANKS

www.flowfitonline.com
TECH. DATA SHEET
SSS01



- Each Tank as standard comes complete with lids, bolts, gasket and drain plug.
- Standard finish is grey primer.
- Extras can be added on request:**
- Filler breather, sight level gauge and bell housing mounting holes.
- Finishes available include colour matching, power coating.

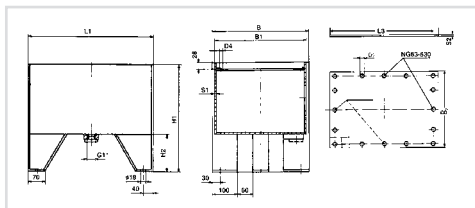

ORDER CODE	CAPACITY LITRES	LENGTH A	WIDTH B	HEIGHT C	THICKNESS (TANK) D	THICKNESS (LID) E	HOLE CTRS M	HEIGHT O	HOLE CTRS Q	WEIGHT KG	NETT. PRICE	
											£ STERLING	€ EUROS
HF12	14	335	270	235	3	4	208	290	285	16	£95.18	€ 107.55
HF16	22	410	325	250	3	4	270	305	364	20	£115.49	€ 130.50
HF30	39	470	375	280	3	4	312	335	428	28	£157.65	€ 178.15
HF55	58	600	470	310	3	4	401	365	548	38	£210.12	€ 237.44
HF75	75	600	470	400	3	4	401	455	548	45	£241.13	€ 272.48
HF100	100	675	520	450	3	5	455	505	625	55	£291.32	€ 329.19
HF180	165	805	620	500	3	5	555	555	755	70	£390.47	€ 441.23

SS SERIES 304 STAINLESS STEEL TANK

ORDER CODE	CAPACITY LITRES	LENGTH A	WIDTH B	HEIGHT C	THICKNESS (TANK) D	THICKNESS (LID) E	HOLE CTRS M	HEIGHT O	HOLE CTRS Q	WEIGHT KG	NETT. PRICE	
											£ STERLING	€ EUROS
SS12	14	335	270	235	3	4	208	290	285	16	£441.01	€ 498.34
SS16	22	410	325	250	3	4	270	305	364	20	£484.36	€ 547.32
SS30	39	470	375	280	3	4	312	335	428	28	£537.47	€ 607.34
SS55	58	600	470	310	3	4	401	365	548	38	£676.15	€ 764.05
SS75	75	600	470	400	3	4	401	455	548	45	£768.92	€ 868.88
SS100	100	675	520	450	3	4	455	505	625	55	£787.36	€ 889.71
SS180	165	805	620	500	3	4	555	555	755	70	£970.38	€ 1,096.53

TOP QUALITY • TOP OF THE RANGE DIN24339 HEAVY DUTY • HIGH SPECIFICATION TANKS

www.flowfitonline.com
TECH. DATA SHEET
SSS02



- 200 – 20,000 Litres Capacity
- Constructed in Steel Plate
- Oil and Rust Proof
- Gasket and Drain Plug Supplied

ORDER CODE	CAPACITY LITRES	WEIGHT KG	L1	A	B1	H1	H2	D4	S1	L3	B2	D5	S2	NETT. PRICE	
														£ STERLING	€ EUROS
HFSS200	200	98	900	654	640	560	150	M10	4	888	628	12	6	£538.03	€ 607.98
HFSS250	250	110	1010	704	690	580	150	M10	4	998	678	12	7	£731.71	€ 826.83
HFSS300	300	150	1150	714	700	580	150	M10	4	1138	688	12	7	£873.80	€ 987.39
HFSS400	400	190	1514	749	735	580	150	M10	4	1500	720	14	8	£1,356.70	€ 1,533.08
HFSS630	630	285	1514	959	945	770	250	M10	4	1500	930	14	10	£1,641.64	€ 1,855.06
HFSS800	800	350	2014	914	900	770	250	M12	5	2000	880	14	10	£1,925.60	€ 2,175.92
HFSS1000	1000	420	2014	1079	1065	800	250	M12	5	2000	1045	14	10	£2,633.52	€ 2,975.87
HFSS1250	1250	540	2014	1349	1335	800	250	M12	5	2000	1315	14	10	£2,684.35	€ 3,033.32
HFSS1500	1500	650	2014	1444	1430	850	250	M12	5	2000	1410	18	10	£2,500.01	€ 2,825.01
HFSS2000	2000	800	2314	1564	1550	900	250	M12	6	2296	1528	18	10	£3,228.36	€ 3,648.04

TANK HEATERS

PRODUCT	PAGE
VR IMMERSION HEATERS WITH MAGNETIC CLAMPS	393
CARTRIDGE SCREWED-IN HEATERS	395
CARTRIDGE SCREWED-IN HEATERS WITH TEMPERATURE ADJUSTMENT	395
RHK-TUBE SCREWED-IN HEATERS	396
RHK-TH-TUBE SCREWED-IN HEATERS WITH TEMPERATURE ADJUSTMENT	396



QUALITY PRODUCTS



FREE ADVICE



TANK HEATERS

- Standard devices of 0.25 kW-5 kW available
- Devices for protection and special devices on request
- A calculation programme for determination of the required tank heater is available

FIELD OF APPLICATION

Preheating of hydraulic oil on mineral basis for a fast reaching of the operating temperature at hydraulic units.
The optimum viscosity decreases the wear of the hydraulic components.

VR



Immersion heaters with magnetic clamp, no mounting effort, ideal solution to retrofit existing installations. Protection IP 68. Integrated thermostat with switch-off temperature 40°C (standard).

RHK



Tube screwed-in heater, protection IP 54. Screwed thread G 1 1/2".

PTHK 90



Cartridge screwed-in tank heater with tube insert. Protection IP 65. This type of heating insert can be changed without evacuation of the oil tank. Screwed thread G 1 1/2" and G 2".

RHK-TH



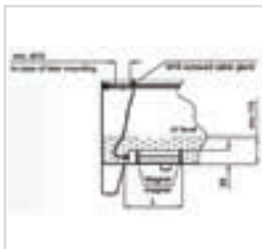
Tube screwed-in heater with temperature adjustment, external or internal regulation. Standard adjustable 0°C up to 85°C. Protection IP 54. Screwed thread G 1 1/2".

PTHK 91 TH



Cartridge screwed-in tank heater with temperature adjustment, external or internal regulation. Standard adjustable 0°C up to 85°C. Protection IP 54. This type of heating insert can be changed without evacuation of the oil tank. Screwed thread G 2".

VR IMMERSION HEATERS WITH MAGNETIC CLAMPS



- For preheating of hydraulic oil
- No mounting effort, ideal solution to retrofit existing installations
- Horizontal or vertical arrangement, low minimum oil level
- Medium touched pieces stainless steel (14571), brass and plastics respectively
- Welded type
- Magnetic clamps for fixing at tank bottom/partition wall
- Protection 1P68
- Integrated thermostat with switch-off temperature 40°C (standard)
- Integrated temperature limiter
- Surface charge: 1.2 W/cm² for HIP
0.6 W/cm² for HFA/HFC/HFD-11

CONSTRUCTION/MATERIALS

- Heating elements protected by tubes made of stainless steel (14571)
- Cable connection made of brass
- Three-pole plastic cable, length 4m, with screwed cable gland M16 resistant to mineral oil, vegetable oil and lubricants as well as HFA and HFC liquids

MOUNTING

Insert the heater either horizontally to the bottom or vertically towards the tank wall. Fixation by magnetic clamp. The cable must be led outside above the oil level, e.g. through the cover and fixed of the tank or the cover by a screwed cable gland M16. During operation the tank heater must be covered by at least 15 mm of the medium, otherwise the medium and/or the heater might be damaged or destroyed. In case of retrofitting, the opening of the tank cover which the heater is led through, must amount to 70 mm at least. On no account it should be hung up on the connection cable. Additionally a 'gathering' of iron particles in the tank will be achieved by the integrated magnetic clamps.

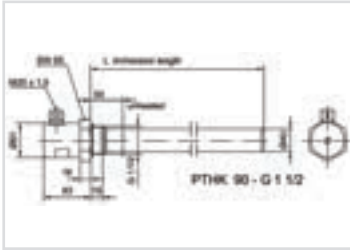
PART NO.	TYPE	POWER	L+ (MM)	VOLTAGE	W/cm ²	THERMOSTAT	£ STERLING	€ EUROS
TH1955	VR 125 W/0,6•M	125	200	230 V/AC	0,6 HFA/HFC/HFD.R	Switch-off temperature 40°C (Standard)	£582.10	€ 657.77
TH1956	VR 250 W/0,6•M	250	300	230 V/AC	0,6 HFA/HFC/HFD.R		£616.96	€ 697.17
TH1957	VR 500 W/0,6•M	500	500	230 V/AC	0,6 HFA/HFC/HFD•R		£651.55	€ 736.25
TH1960	VR 250 W/1,2•M	250	200	230 V/AC	1,2 HIP		£582.10	€ 657.77
TH1961	VR 500 W/1,2•M	500	300	230 V/AC	1,2 HLP		£616.77	€ 696.95
TH1962	VR 1000 W/1,2•M	1000	500	230 V/AC	1,2 HLP		£651.55	€ 736.25

- Special designs on request
- Accessories on request
- Protection tube for supply pipe

- Indicator heating process/ disturbance in external case

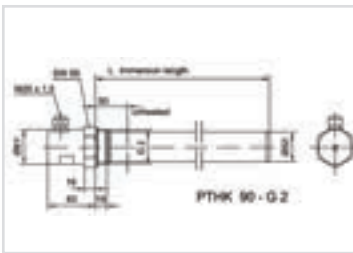
CARTRIDGE SCREWED-IN HEATERS

www.flowfitonline.com
TECH. DATA SHEET
TH03



- Cartridge heaters for preheating of hydraulic oil
- Exchangeable ceramic heating insert (mounting/dismounting possible without evacuation of oil)
- Bright galvanized steel cop
- For horizontal mounting under oil level
- Material: Steel (further materials on request)
- Surface charge 1.5 W/cm² for hydraulic oils
- Protection IP 65
- Wiring schemes for different mains voltages on request

PART NO.	TYPE	POWER	L+ (MM)	VOLTAGE	NETT. PRICE	
					£ STERLING	€ EUROS
TH1705	PTHK 90-G 1 1/2"	400	200	In case of order please specify: Variation 1: 1 x 230 V Variation 2: 2 x 380 V Variation 3: 3 x 380 V Variation 4: 2 x 400 V Variation 5: 3 x 400 V	£305.11	€ 344.77
TH1707		600	300		£315.85	€ 356.91
TH1709		800	400		£322.45	€ 364.37
TH1711		1000	500		£334.03	€ 377.45
TH1713		1200	600		£340.67	€ 384.96
TH1715		1400	700		£351.41	€ 397.09
TH1717		1600	800		£360.51	€ 407.37
TH1719		1800	900		£375.38	€ 424.18
TH1721		2000	1000		£390.27	€ 441.01
TH1723		2200	1100		£406.82	€ 459.70
TH1725		2400	1200		£415.90	€ 469.97
TH1727		2800	1400		£434.11	€ 490.55
TH1729		3200	1600		£490.31	€ 554.05
TH1731		3600	1800		£520.92	€ 588.63
TH1733	4000	2000	£561.42	€ 634.40		



PART NO.	TYPE	POWER	L+ (MM)	VOLTAGE	NETT. PRICE	
					£ STERLING	€ EUROS
TH1750	PTHK 90-G 2"	500	200	In case of order please specify: Variation 1: 1 x 230 V Variation 2: 2 x 380 V Variation 3: 3 x 380 V Variation 4: 2 x 400 V Variation 5: 3 x 400 V	£319.99	€ 361.59
TH1752		750	300		£330.74	€ 373.74
TH1754		1000	400		£342.32	€ 386.82
TH1756		1250	500		£367.95	€ 415.78
TH1758		1450	600		£402.67	€ 455.02
TH1760		1700	700		£424.16	€ 479.30
TH1762		1950	800		£444.02	€ 501.75
TH1764		2200	900		£475.43	€ 537.24
TH1766		2450	1000		£491.97	€ 555.92
TH 1768		2700	1100		£525.87	€ 594.23
TH1770		2950	1200		£552.32	€ 624.13
TH1772		3450	1400		£569.71	€ 643.77
TH1774		3900	1600		£646.61	€ 730.67
TH1776		4400	1800		£688.77	€ 778.31
TH1778	4900	2000	£749.12	€ 846.51		

PART NO.

1760

VARIATION

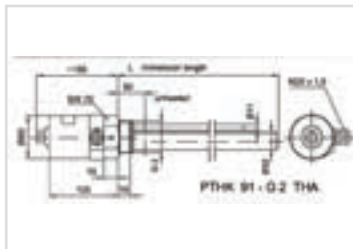
PTHK 90-G 2

VOLTAGE

2 X 380 V

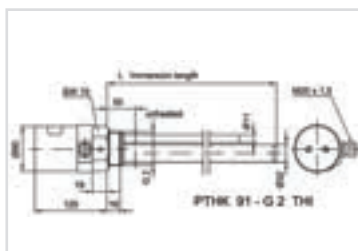
CARTRIDGE SCREWED-IN HEATERS WITH TEMPERATURE ADJUSTMENT

www.flowfitonline.com
TECH. DATA SHEET
TH04



- Cartridge heaters for preheating of hydraulic oil
- Temperature adjustment for internal (THI) and external regulation (THA), single-pole 0°-85°C, 16 amp
- Exchangeable ceramic heating insert (mounting/dismounting possible without evacuation of oil)
- Bright galvanized steel cap
- For horizontal mounting under oil level
- Material: Steel (further materials on request)
- Surface charge 1.5 W/cm² for hydraulic oils
- Protection IP 54
- Wiring schemes for different mains voltages on request

PART NO.	TYPE	POWER	L+ (MM)	VOLTAGE	NETT. PRICE	
					£ STERLING	€ EUROS
TH 1800	PTHK 91-G 2" THA (external regulation)	450	300	In case of order please specify: Variation 1: 1 x 230 V Variation 2: 2 x 380 V Variation 3: 3 x 380 V Variation 4: 2 x 400 V Variation 5: 3 x 400 V	£756.56	€ 854.92
TH 1802		600	400		£765.65	€ 865.18
TH 1804		750	500		£775.59	€ 876.42
TH 1806		900	600		£785.50	€ 887.62
TH 1808		1050	700		£796.24	€ 899.75
TH 1810		1200	800		£806.17	€ 910.97
TH 1812		1350	900		£814.44	€ 920.32
TH 1814		1500	1000		£822.70	€ 929.65
TH 1816		1580	1100		£829.56	€ 937.40
TH 1818		1730	1200		£841.74	€ 951.16
TH 1820		1880	1300		£848.34	€ 958.62
TH 1822		2030	1400		£858.27	€ 969.85
TH 1824		2180	1500		£865.71	€ 978.26
TH 1826		2330	1600		£874.81	€ 988.53



PART NO.	TYPE	POWER	L+ (MM)	VOLTAGE	NETT. PRICE	
					£ STERLING	€ EUROS
TH 1801	PTHK 91-G 2" THA (external regulation)	450	300	In case of order please specify: Variation 1: 1 x 230 V Variation 2: 2 x 380 V Variation 3: 3 x 380 V Variation 4: 2 x 400 V Variation 5: 3 x 400 V	£798.73	€ 902.57
TH1803		600	400		£808.66	€ 913.79
TH 1805		750	500		£816.10	€ 922.20
TH1807		900	600		£825.21	€ 932.49
TH 1809		1050	700		£839.26	€ 948.36
TH1811		1200	800		£846.69	€ 956.75
TH1813		1350	900		£854.94	€ 966.09
TH1815		1500	1000		£864.88	€ 977.31
TH1817		1580	1100		£874.81	€ 988.53
TH1819		1730	1200		£883.06	€ 997.86
TH1821		1880	1300		£891.34	€ 1,007.22
TH1823		2030	1400		£899.61	€ 1,016.56
TH1825		2180	1500		£907.87	€ 1,025.89
TH 1827		2330	1600		£919.44	€ 1,038.97

PART NO.

1808

VARIATION

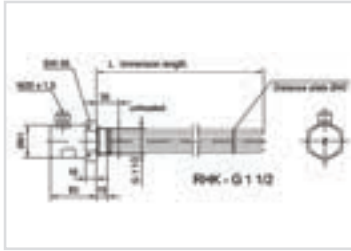
PTHK 91-G 2 THA

VOLTAGE

2 X 380 V

RHK-TUBE SCREWED-IN HEATERS

www.flowfitonline.com
TECH. DATA SHEET
TH05



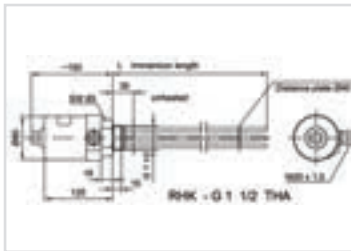
- Tube screwed-in heater for preheating of hydraulic oil
- Bright galvanized steel cop
- For horizontal mounting under oil level
- Material: Steel (further materials on request)
- Surface charge 1.5 W/cm² for hydraulic oils
- Protection IP 65
- Wiring schemes for different mains voltages on request

PART NO.	TYPE	POWER	L+ (MM)	VOLTAGE	NETT. PRICE	
					£ STERLING	€ EUROS
TH1830	RHK-G 1 1/2"	380	200	In case of order please specify: Variation 1: 1 x 230 V Variation 2: 2 x 380 V Variation 3: 3 x 380 V Variation 4: 2 x 400 V Variation 5: 3 x 400 V	£218.29	€ 246.66
TH1832		500	250		£231.53	€ 261.62
TH1834		750	350		£253.85	€ 286.85
TH1836		990	450		£277.84	€ 313.96
TH1838		1450	650		£323.30	€ 365.33
TH1840		1825	800		£359.67	€ 406.43
TH1842		2300	1000		£408.46	€ 461.56

PART NO.	VARIATION	VOLTAGE
↓	↓	↓
1832	RHK-G 1 1/2	2 X 380 V

RHK-TH-TUBE SCREWED-IN HEATERS WITH TEMPERATURE ADJUSTMENT

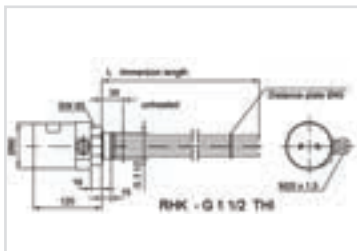
www.flowfitonline.com
TECH. DATA SHEET
TH06



- Tube screwed-in heater for preheating of hydraulic oil
- Temperature adjustment for internal (THI) and external regulation (THA), single-pole 0.85°C, 16 amp
- Bright galvanized steel cop
- For horizontal mounting under oil level
- Material: Steel (further materials on request)
- Surface charge 1.5 W/cm² for hydraulic oils
- Protection IP 54
- Wiring schemes for different mains voltages on request

PART NO.	TYPE	POWER	L+ (MM)	VOLTAGE	NETT. PRICE	
					£ STERLING	€ EUROS
TH1860	RHK-G 1 1/2" THA (external regulation)	380	200	In case of order please specify: Variation 1: 1 x 230 V Variation 2: 2 x 380 V Variation 3: 3 x 380 V Variation 4: 2 x 400 V Variation 5: 3 x 400 V	£455.59	€ 514.81
TH1862		500	250		£468.82	€ 529.76
TH1864		750	350		£491.97	€ 555.92
TH1866		990	450		£515.96	€ 583.03
TH1868		1460	650		£562.26	€ 635.35
TH1870		1825	800		£595.32	€ 672.71
TH1872		2300	1000		£644.11	€ 727.84

continued on next page



PART NO.	TYPE	POWER	L+ (MM)	VOLTAGE	NETT. PRICE	
					£ STERLING	€ EUROS
TH1861	RHK-G 1 1/2" THI (external regulation)	380	200	In case of order please specify: Variation 1: 1 x 230 V Variation 2: 2 x 380 V Variation 3: 3 x 380 V Variation 4: 2 x 400 V Variation 5: 3 x 400 V	£498.58	€ 563.40
TH1863		500	250		£508.49	€ 574.60
TH1865		750	350		£534.14	€ 603.58
TH1867		990	450		£554.81	€ 626.94
TH1869		1460	650		£602.77	€ 681.13
TH1871		1825	800		£636.67	€ 719.43
TH1873		2300	1000		£686.29	€ 775.50

PART NO.	VARIATION	VOLTAGE
↓	↓	↓
1862	RHK G 1 1/2 THA	2 X 380 V



FILTREC TECHNICAL FILTRATION

PRODUCT	PAGE
FILTREC RETURN LINE FILTERS	399
FILTREC TANK TOP RETURN LINE FILTERS	400
FILTREC LOW PRESSURE INLINE FILTER	406
FILTREC SUCTION LINE FILTERS	407
FILTREC SUCTION STRAINERS	408
FILTREC SUCTION FILTERS	409
FILTREC MEDIUM PRESSURE FILTERS	410
FILTREC HIGH PRESSURE FILTERS	413



**FROM ONLY
£9.28
+VAT**



**FROM ONLY
£79.77
+VAT**



**FROM ONLY
£9.02
+VAT**



QUALITY PRODUCTS



FREE ADVICE

If the part number needed is not listed please ask the Flowfit Sales Team

FILTREC RETURN LINE FILTERS

IN-LINE RETURN FILTERS FA-1



www.flowfitonline.com
TECH. DATA SHEET
FTF01



FILTER HOUSING TECHNICAL INFORMATION

Description: In line low-pressure spin-on filter assemblies, suction and return lines.

Max flow rate: 300 l/min (79 gpm)

Max working pressure: As per NFPA T 3.10.17: 12 Bar (175 psi)

Test pressure: As per NFPA T 3.10.17: 15 Bar (217.5 psi)

Burst pressure: As per NFPA T 3.10.17: 20 Bar (290 psi)

Connection Ports: BSP

By-pass setting: suction line 0,25 Bar (3.6 psi) return line 1,7 Bar (24.6 psi)

Indicator: Visual and electrical

Working temperature: 25°C +120°C (-13°F +248°F)

Materials: •Head: aluminium

•Housing: carbon steel

•Seal: Buna-N

Fluids compatibility: ISO 2943: Filter assembly compatible with mineral oils and some synthetic or vegetable oils. With other fluid applications please contact Filtrac S.p.A.

FILTER ELEMENT

Filter media: Microglass fiber 3,6,10,25 µm

Cellulose 10,25 µm

Wire mesh 60, 125 µm

Collapse pressure: as per ISO 2941: 4 Bar (58 psi)

ORDER CODE	DESCRIPTION	PORTS	FLOW RATE	NETT. PRICE	ELEMENT	NETT. PRICE
SUPPLIED WITH VACUUM GAUGE INDICATOR AND BYPASS VALVE						
10 MICRON CELLULOSE						
				£ STERLING	€ EUROS	
				£ STERLING	€ EUROS	
ZZ004770	FA-1-10-C10-B4-R-R1	3/4" BSP	70 L/MIN	£21.63	€ 24.44	A110C10
ZZ004771	FA-1-11-C10-B4-R-R1	3/4" BSP	75 L/MIN	£36.67	€ 41.44	A111C10
ZZ004772	FA-1-20-C10-B6-R-R1	1 1/4" BSP	130 L/MIN	£45.08	€ 50.94	A120C10
ZZ004773	FA-1-21-C10-B6-R-R1	1 1/4" BSP	150 L/MIN	£46.88	€ 52.97	A121C10
ZZ004774	FA-1-30-C10-B7-R-R1 * 2 elements	1 1/2" BSP	300 L/MIN	£59.50	€ 67.24	A120C10
ZZ004775	FA-1-31-C10-B7-R-R1 * 2 elements	1 1/2" BSP	310 L/MIN	£72.12	€ 81.50	A121C10
ZZ004776	FA-1-40-C10-B7-R-R1 * 2 elements	1 1/2" BSP	300 L/MIN	£138.24	€ 156.21	A120C10
25 MICRON CELLULOSE						
ZZ004777	FA-1-10-C25-B4-R-R1	3/4" BSP	75 L/MIN	£21.63	€ 24.44	A110C25
ZZ004778	FA-1-11-C25-B4-R-R1	3/4" BSP	80 L/MIN	£36.67	€ 41.44	A111C25
ZZ004779	FA-1-20-C25-B6-R-R1	1 1/4" BSP	170 L/MIN	£45.08	€ 50.94	A120C25
ZZ004780	FA-1-21-C25-B6-R-R1	1 1/4" BSP	190 L/MIN	£46.88	€ 52.97	A121C25
ZZ004781	FA-1-30-C25-B7-R-R1 * 2 elements	1 1/2" BSP	320 L/MIN	£59.50	€ 67.24	A120C25
ZZ004782	FA-1-31-C25-B7-R-R1 * 2 elements	1 1/2" BSP	340 L/MIN	£72.12	€ 81.50	A121C25
ZZ004783	FA-1-40-C25-B7-R-R1 * 2 elements	1 1/2" BSP	320 L/MIN	£138.24	€ 156.21	A120C25

The given flow rate values refer to applications with mineral oil having viscosity of 30 cSt at working temperature. For applications with different fluid or working conditions, a corrective factor must be applied by referring to the technical information.

OPTIONAL EXTRAS

INDICATORS	NETT. PRICE	
	£ STERLING	€ EUROS
R2 Pressure switch 1.3 Bar setting O.C (18.85 Psi)	£15.87	€ 17.93
R3 Pressure switch 1.3 Bar setting C.C (18.85 Psi)	£15.63	€ 17.66
R4 Pressure switch 1.3 Bar setting (18.85 Psi)	£57.12	€ 64.55
R6 Visual pressure 1.2 Bar setting (17.4 Psi)	£19.62	€ 22.17
R7 Pressure/vacuum gauge -1+5 Bar setting (-14.5+72.5Psi)	£5.49	€ 6.20
Z1 Differential visual switch 1.3 Bar setting (18.85 Psi) - FA-1-30/31 only	£26.83	€ 30.32
Z2 Differential electric visual switch 1.3 Bar setting (18.85 Psi) - FA-1-30/31 only	£36.94	€ 41.74
Z15 Differential visual switch 1.3 Bar setting (18.85 Psi) - FA-1-40/41 only	£26.83	€ 30.32
Z16 Differential electric visual switch 1.3 Bar setting (18.85 Psi) - FA-1-40/41 only	£36.94	€ 41.74
Z20 Differential visual switch 1.3 Bar setting (18.85 Psi) - FA-1-20/21 only	£15.00	€ 16.95
Z21 Differential electric switch 1.3 Bar setting (18.85 Psi) - FA-1-20/21 only	£12.41	€ 14.02

FILTREC TANK TOP RETURN LINE FILTERS

TANK TOP RETURN SPIN-ON FILTERS FA-2



www.flowfitonline.com
TECH. DATA SHEET
FTF02



FILTER HOUSING TECHNICAL INFORMATION

Description: Tank top return line spin-on filter assemblies.

Max flow rate: 150 l/min (40 gpm)

Max working pressure: As per NFPA T 3.10.17: 12 Bar (175 psi)

Test pressure: As per NFPA T 3.10.17: 15 Bar (217.5 psi)

Burst pressure: As per NFPA T 3.10.17: 20 Bar (290 psi)

Connection Ports: BSP

Indicator: Visual and electrical

Working temperature: -25°C +100°C (-13°F +212°F)

Materials:

- Head: aluminium
- Housing: carbon steel
- Seal: Buna-N

Fluids compatibility: ISO 2943: Filter assembly compatible with mineral oils and some synthetic or vegetable oils. With other fluid applications please contact Filtrac S.p.A.

FILTER ELEMENT

Filter media: Microglass fiber 3,6,10,25 µm
Cellulose 10,25 µm
Wire mesh 60, 125, µm

Collapse pressure: As per ISO 2941: 4 Bar (58 psi)

By-pass setting: Return line 1,7 Bar (24.6 psi)

ORDER CODE	DESCRIPTION	PORTS	FLOW RATE	NETT. PRICE		ELEMENT	NETT. PRICE	
				£ STERLING	€ EUROS		£ STERLING	€ EUROS
10 MICRON CELLULOSE								
ZZ004784	FA-2-10-C10-BM-B4-R1	3/4" BSP	60 L/MIN	£49.06	€ 55.44	A210C10BM	£15.02	€ 16.97
ZZ004785	FA-2-11-C10-BM-B4-R1	3/4" BSP	75 L/MIN	£49.06	€ 55.44	A211C10BM	£17.53	€ 19.81
ZZ004786	FA-2-20-C10-BM-B4-R1	1 1/2" BSP	140 L/MIN	£67.32	€ 76.07	A220C10BM	£21.15	€ 23.90
ZZ004787	FA-2-21-C10-BM-B4-R1	1 1/2" BSP	160 L/MIN	£68.52	€ 77.43	A221C10BM	£26.79	€ 30.27
25 MICRON CELLULOSE								
ZZ004788	FA-2-10-C25-BM-B4-R1	3/4" BSP	80 L/MIN	£49.06	€ 55.44	A210C25BM	£15.02	€ 16.97
ZZ004789	FA-2-11-C25-BM-B4-R1	3/4" BSP	90 L/MIN	£49.06	€ 55.44	A211C25BM	£17.53	€ 19.81
ZZ004790	FA-2-20-C25-BM-B4-R1	1 1/2" BSP	170 L/MIN	£67.32	€ 76.07	A220C25BM	£21.15	€ 23.90
ZZ004791	FA-2-21-C25-BM-B4-R1	1 1/2" BSP	200 L/MIN	£68.52	€ 77.43	A221C25BM	£26.79	€ 30.27
10 MICRON FIBREGLASS								
ZZ004792	FA-2-10-G10-BM-B4-R1	3/4" BSP	50 L/MIN	£64.17	€ 72.51	A210G10BM	£25.24	€ 28.52
ZZ004793	FA-2-11-G10-BM-B4-R1	3/4" BSP	60 L/MIN	£76.81	€ 86.80	A211G10BM	£34.86	€ 39.39
ZZ004794	FA-2-20-G10-BM-B4-R1	1 1/2" BSP	120 L/MIN	£100.18	€ 113.20	A220G10BM	£46.07	€ 52.06
ZZ004795	FA-2-21-G10-BM-B4-R1	1 1/2" BSP	130 L/MIN	£116.39	€ 131.52	A221G10BM	£58.42	€ 66.01

The given flow rate values refer to applications with mineral oil having viscosity of 30 cSt at working temperature. For applications with different fluid or working conditions, a corrective factor must be applied by referring to the technical information.

OPTIONAL EXTRAS

INDICATORS	NETT. PRICE	
	£ STERLING	€ EUROS
R2 Pressure switch with O.C 1.3 Bar 18.85 Psi	£15.87	€ 17.93
R3 Pressure switch C.C 1.3 Bar 18.85 C.C	£15.63	€ 17.66
R7 Pressure vacuum gauge -1+5 -14.5+72.5 Psi	£5.49	€ 6.20

TANK TOP RETURN FILTER FR-1



www.flowfitonline.com
TECH. DATA SHEET
FTF03



FILTER HOUSING Technical Information

Description: Tank top mounting design return line with reusable or disposable element.

Max flow rate: 600 l/min (158 gpm)

Max working pressure: As per NFPA T 3.10.5.1: 8 Bar (116 psi)

Test pressure: As per NFPA T 3.10.5.1: 12 Bar (174 psi)

Burst pressure: As per NFPA T 3.10.5.1: 16 Bar (232 psi)

Connection Ports: BSP, NPT, SAE J514b

Indicator: Visual and electrical.

Working temperature: -25°C + 100°C (-13°F +212°F)

Materials: •Cover: aluminium

•Head: aluminium

•Bowl: nylon - carbon steel

•Seal: Buna-N / Viton®

Fluids compatibility: ISO 2943: Filter assembly compatible with mineral oils and some synthetic or vegetable oils. With other fluid applications please contact Filtrec S.p.A.

FILTER ELEMENT

Filter media: Microglass fiber 3,6,10,25 µm
Cellulose 10,25 µm
Wire mesh 60, 125 µm

Collapse pressure: As per ISO 2941: 10 Bar (145 psi)

By-pass: Return line 1,7 Bar (24.6 psi)

ORDER CODE	DESCRIPTION	PORTS	FLOW RATE	NETT. PRICE		ELEMENT	NETT. PRICE	
ALL SUPPLIED WITH R1 INDICATOR ON TOP AS STANDARD								
10 MICRON CELLULOSE								
				£ STERLING	€ EUROS		£ STERLING	€ EUROS
ZZ004851	FR-1-10-C10-B-B2-0-C-R1	3/8"BSP	16 L/MIN	£19.23	€ 21.73	R110C10B	£6.92	€ 7.82
ZZ004852	FR-1-10-C10-B-B3-0-C-R1	1/2"BSP	16 L/MIN	£19.23	€ 21.73	R110C10B	£6.92	€ 7.82
ZZ004853	FR-1-10-C10-B-B4-O-C-R1	3/4"BSP	16 L/MIN	£19.23	€ 21.73	R110C10B	£6.92	€ 7.82
ZZ004854	FR-1-11-C10-B-B2-O-C-R1	3/8"BSP	20 L/MIN	£23.90	€ 27.01	R111C10B	£16.17	€ 18.27
ZZ004855	FR-1-11-C10-B-B3-O-C-R1	1/2"BSP	20 L/MIN	£23.90	€ 27.01	R111C10B	£16.17	€ 18.27
ZZ004856	FR-1-11-C10-B-B4-O-C-R1	3/4"BSP	24 L/MIN	£23.90	€ 27.01	R111C10B	£16.17	€ 18.27
ZZ004857	FR-1-20-C10-B-B3-O-C-R1	1/2"BSP	40 L/MIN	£22.24	€ 25.13	R120C10B	£8.06	€ 9.11
ZZ004858	FR-1-20-C10-B-B4-O-C-R1	3/4"BSP	40 L/MIN	£22.24	€ 25.13	R120C10B	£8.06	€ 9.11
ZZ004859	FR-1-22-C10-B-B5-O-C-R1	1"BSP	65 L/MIN	£24.04	€ 27.17	R122C10B	£8.96	€ 10.12
ZZ004860	FR-1-30-C10-B-B5-O-C-R1	1"BSP	80 L/MIN	£34.16	€ 38.60	R130C10B	£12.02	€ 13.58
ZZ004861	FR-1-40-C10-B-B7-O-C-R1	1 1/2"BSP	120 L/MIN	£53.62	€ 60.59	R140C10B	£13.53	€ 15.29
ZZ004862	FR-1-43-C10-B-B7-O-C-R1	1 1/2"BSP	140 L/MIN	£56.49	€ 63.83	R143C10B	£16.23	€ 18.34
ZZ004863	FR-1-50-C10-B-B8-O-C-R1	2"BSP	180 L/MIN	£83.28	€ 94.11	R150C10B	£15.48	€ 17.49
ZZ004864	FR-1-51-C10-B-B8-O-C-R1	2"BSP	240 L/MIN	£93.24	€ 105.36	R151C10B	£17.40	€ 19.66
ZZ004865	FR-1-60-C10-B-B8-O-C-R1	2"BSP	300 L/MIN	£60.10	€ 67.91	R160C10B	£17.40	€ 19.66
ZZ004866	FR-1-64-C10-B-B8-O-C-R1	2"BSP	360 L/MIN	£78.14	€ 88.30	R164C10B	£23.22	€ 26.24
25 MICRON CELLULOSE								
ZZ004867	FR-1-10-C25-B-B2-0-C-R1	3/8"BSP	24 L/MIN	£19.23	€ 21.73	R110C25B	£6.92	€ 7.82
ZZ004868	FR-1-10-C25-B-B3-0-C-R1	1/2"BSP	30 L/MIN	£19.23	€ 21.73	R110C25B	£6.92	€ 7.82
ZZ004869	FR-1-10-C25-B-B4-O-C-R1	3/4"BSP	20 L/MIN	£19.23	€ 21.73	R110C25B	£6.92	€ 7.82
ZZ004870	FR-1-11-C25-B-B2-O-C-R1	3/8"BSP	30 L/MIN	£23.90	€ 27.01	R111C25B	£16.17	€ 18.27
ZZ004871	FR-1-11-C25-B-B3-O-C-R1	1/2"BSP	36 L/MIN	£23.90	€ 27.01	R111C25B	£16.17	€ 18.27
ZZ004872	FR-1-11-C25-B-B4-O-C-R1	3/4"BSP	26 L/MIN	£23.90	€ 27.01	R111C25B	£16.17	€ 18.27
ZZ004972	FR-1-20-C25-B-B3-O-C-R1	1/2"BSP	50 L/MIN	£22.24	€ 25.13	R120C25B	£8.06	€ 9.11
ZZ004973	FR-1-20-C25-B-B4-O-C-R1	3/4"BSP	40 L/MIN	£22.24	€ 25.13	R120C25B	£8.06	€ 9.11
ZZ004974	FR-1-22-C25-B-B5-O-C-R1	1"BSP	60 L/MIN	£24.04	€ 27.17	R122C25B	£8.96	€ 10.12
ZZ004975	FR-1-30-C25-B-B5-O-C-R1	1"BSP	80 L/MIN	£34.16	€ 38.60	R130C25B	£12.02	€ 13.58
ZZ004976	FR-1-40-C25-B-B7-O-C-R1	1 1/2"BSP	140 L/MIN	£53.62	€ 60.59	R140C25B	£13.53	€ 15.29
ZZ004977	FR-1-43-C25-B-B7-O-C-R1	1 1/2"BSP	160 L/MIN	£56.49	€ 63.83	R143C25B	£19.38	€ 21.90
ZZ004978	FR-1-50-C25-B-B8-O-C-R1	2"BSP	260 L/MIN	£83.28	€ 94.11	R150C25B	£15.48	€ 17.49
ZZ004979	FR-1-51-C25-B-B8-O-C-R1	2"BSP	360 L/MIN	£93.24	€ 105.36	R151C25B	£17.40	€ 19.66
ZZ004980	FR-1-60-C25-B-B8-O-C-R1	2"BSP	400 L/MIN	£60.10	€ 67.91	R160C25B	£17.40	€ 19.66
ZZ004981	FR-1-64-C25-B-B8-O-C-R1	2"BSP	450 L/MIN	£78.14	€ 88.30	R164C25B	£23.22	€ 26.24

The given flow rate values refer to applications with mineral oil having viscosity of 30 cSt at working temperature. For applications with different fluid or working conditions, a corrective factor must be applied by referring to the technical information.

OPTIONAL EXTRAS

VITON SEALS	NETT. PRICE	
	£ STERLING	€ EUROS
FR1-10	£3.05	€ 3.45
FR1-20/FR1-30	£7.51	€ 8.49
FR1-40	£12.70	€ 14.35
FR1-50	£31.30	€ 35.37
FR1-60	£31.30	€ 35.37
FILLER CAPS - BUNA		
FR1-10	£4.21	€ 4.76
FR1-20/FR1-30	£4.45	€ 5.03
FR1-40	£4.78	€ 5.40
FR1-50	£11.42	€ 12.90
FR1-60	£11.42	€ 12.90
FILLER CAPS - VITON		
FR1-10/1-20/1-30	£5.24	€ 5.92
FR1-40	£5.82	€ 6.58
FR1-50/1-60	£14.12	€ 15.96
INDICATORS		
R2	£15.87	€ 17.93
R3	£15.63	€ 17.66
R6	£19.62	€ 22.17
R7	£5.49	€ 6.20



TANK TOP RETURN FILTER FR-8



FILTER HOUSING TECHNICAL INFORMATION

Description: Tank top mounting design return line with reusable or disposable element.

Max flow rate: 150 l/min (40 gpm)

Max working pressure: As per NFPA T 3.10.5.1: 8 Bar (116 psi)

Test pressure: As per NFPA T 3.10.5.1: 12 Bar (174 psi)

Burst pressure: As per NFPA T 3.10.5.1: 16 Bar (232 psi)

Connection Ports: BSP, NPT, SAE J514b

Indicator: Visual and electrical.

Working temperature: -25°C + 100°C (-13°F +212°F)

- Materials:**
- Cover: nylon
 - Head: aluminium
 - Bowl: nylon
 - Seal: Buna-N / Viton®

Fluids compatibility: ISO 2943: Filter assembly compatible with mineral oils and some synthetic or vegetable oils. With other fluid applications please contact Filtrac S.p.A.

FILTER ELEMENT

Filter media: Microglass fiber 3,6,10,25 µm
Cellulose 10,25 µm
Wire mesh 60, 125 µm

Collapse pressure: As per ISO 2941: 10 Bar (145 psi)

By-pass: Return line 1,7 Bar (24.6 psi)

ORDER CODE	DESCRIPTION	PORTS	FLOW RATE	NETT. PRICE	ELEMENT	NETT. PRICE
ALL WITH AIR BREATHER AS STANDARD - R1 INDICATOR ON TOP						
10 MICRON CELLULOSE						
				£ STERLING	€ EUROS	
ZZ004873	FR-8-10-C10-B-B4-O-10-C-R1	3/4" BSP	16 L/MIN	£93.23	€ 105.35	R110C10B
ZZ004874	FR-8-11-C10-B-B4-O-10-C-R1	3/4" BSP	24 L/MIN	£108.04	€ 122.09	R111C10B
ZZ004875	FR-8-20-C10-B-B6-O-10-C-R1	1 1/4" BSP	50 L/MIN	£126.07	€ 142.46	R120C10B
ZZ004876	FR-8-22-C10-B-B6-O-10-C-R1	1 1/4" BSP	80 L/MIN	£129.24	€ 146.04	R122C10B
ZZ004877	FR-8-30-C10-B-B6-O-10-C-R1	1 1/4" BSP	120 L/MIN	£146.02	€ 165.00	R130C10B
25 MICRON CELLULOSE						
ZZ004878	FR-8-10-C25-B-B4-O-10-C-R1	3/4" BSP	32 L/MIN	£93.23	€ 105.35	R110C25B
ZZ004879	FR-8-11-C25-B-B4-O-10-C-R1	3/4" BSP	48 L/MIN	£108.04	€ 122.09	R111C25B
ZZ004880	FR-8-20-C25-B-B6-O-10-C-R1	1 1/4" BSP	80 L/MIN	£126.07	€ 142.46	R120C25B
ZZ004881	FR-8-22-C25-B-B6-O-10-C-R1	1 1/4" BSP	100 L/MIN	£129.24	€ 146.04	R122C25B
ZZ004882	FR-8-30-C25-B-B6-O-10-C-R1	1 1/4" BSP	140 L/MIN	£146.03	€ 165.01	R130C25B

The given flow rate values refer to applications with mineral oil having viscosity of 30 cSt at working temperature. For applications with different fluid or working conditions, a corrective factor must be applied by referring to the technical information.

OPTIONAL EXTRAS

VITON SEALS	NETT. PRICE
	£ STERLING € EUROS
FR-8-10 Series	£14.70 € 16.61
FR-8-20 & 8-30 Series	£5.64 € 6.37
SECONDARY PORT	
FR-8-10 Series	
FR-8-20 & 8-30 Series	£2.59 € 2.93
INDICATOR POSITION	
Options C,D & S	£2.92 € 3.30
INDICATORS	
R2 Pressure switch O.C 1.3 Bar 18.85 O.C	£15.87 € 17.93
R3 Pressure switch C.C 1,3 Bar 18.85 Psi C.C	£15.63 € 17.66
R6 Visual pressure 1.2 Bar 17.4 Psi	£19.62 € 22.17
R7 Pressure vacuum gauge -1 - 5 Bar -14.5-72.5 Psi	£5.49 € 6.20

TANK TOP RETURN FILTER FCR-7



www.flowfitonline.com
TECH. DATA SHEET
FTF05



FILTER HOUSING TECHNICAL INFORMATION

Description: Tank top mounting design return line with reusable or disposable element.

Max flow rate: 600 l/min (158 gpm)

Max working pressure: As per NFPA T 3.10.5.1: 8 Bar (116 psi)

Test pressure: As per NFPA T 3.10.5.1: 12 Bar (174 psi)

Burst pressure: As per NFPA T 3.10.5.1: 16 Bar (232 psi)

Connection Ports: BSP, NPT, SAE J514b, SAE J518

Indicator: Visual and electrical.

Working temperature: -25°C +100°C (-13°F +212°F)

By-pass setting: 0,8 or 1,7 Bar (11.6 or 24.6 psi)

Materials: •Cover: nylon - aluminium

•Head: aluminium

•Bowl: carbon steel

•Seal: Buna-N / Viton®

Fluids compatibility: ISO 2943: Filter assembly compatible with mineral oils and some synthetic orvegetable oils. With other fluid applications please contact Filtrac S.p.A.

FILTER ELEMENT

Filter media: Microglass fiber 3, 6, 10, 25 µm

Cellulose 10, 25 µm

Wire mesh 10, 25, 40, 60, 100, 120 µm

Collapse pressure: As per ISO 2941: 10 Bar (145 psi)

ORDER CODE	DESCRIPTION	PORTS	FLOW RATE	NETT. PRICE		ELEMENT	NETT. PRICE	
				£ STERLING	€ EUROS		£ STERLING	€ EUROS
10 MICRON CELLULOSE								
ZZ004796	FCR-7-11-G10-B6-O-V17-O-O-O-C-R1	1 1/4" BSP	36 L/MIN	£79.77	€ 90.14	R711G10	£20.78	€ 23.48
ZZ004797	FCR-7-12-G10-B6-O-V17-O-O-O-C-R1	1 1/4" BSP	50 L/MIN	£82.58	€ 93.32	R712G10	£23.35	€ 26.39
ZZ004798	FCR-7-13-G10-B6-O-V17-O-O-O-C-R1	1 1/4" BSP	80 L/MIN	£88.30	€ 99.78	R713G10	£32.72	€ 36.97
ZZ004799	FCR-7-14-G10-B6-O-V17-O-O-O-C-R1	1 1/4" BSP	120 L/MIN	£96.06	€ 108.55	R714G10	£42.28	€ 47.78
ZZ004800	FCR-7-20-G10-B7-O-V17-O-O-O-C-R1	1 1/2" BSP	120 L/MIN	£165.33	€ 186.82	R720G10	£43.66	€ 49.34
ZZ004801	FCR-7-21-G10-B7-O-V17-O-O-O-C-R1	1 1/2" BSP	160 L/MIN	£171.03	€ 193.26	R721G10	£50.89	€ 57.51
ZZ004802	FCR-7-22-G10-B7-O-V17-O-O-O-C-R1	1 1/2" BSP	240 L/MIN	£191.20	€ 216.06	R722G10	£75.33	€ 85.12
ZZ004803	FCR-7-30-G10-B8-O-V17-O-O-O-C-R1	2" BSP	180 L/MIN	£275.70	€ 311.54	R730G10	£51.76	€ 58.49
ZZ004804	FCR-7-31-G10-B8-O-V17-O-O-O-C-R1	2" BSP	200 L/MIN	£285.06	€ 322.12	R731G10	£63.47	€ 71.72
ZZ004805	FCR-7-32-G10-B8-O-V17-O-O-O-C-R1	2" BSP	320 L/MIN	£307.63	€ 347.62	R732G10	£78.73	€ 88.96
ZZ004806	FCR-7-33-G10-B8-O-V17-O-O-O-C-R1	2" BSP	380 L/MIN	£299.33	€ 338.24	R733G10	£78.96	€ 89.22
25 MICRON FIBREGLASS								
ZZ004807	FCR-7-11-G25-B6-O-V17-O-O-O-C-R1	1 1/4" BSP	90 L/MIN	£79.77	€ 90.14	R711G25	£20.78	€ 23.48
ZZ004808	FCR-7-12-G25-B6-O-V17-O-O-O-C-R1	1 1/4" BSP	120 L/MIN	£82.58	€ 93.32	R712G25	£23.35	€ 26.39
ZZ004809	FCR-7-13-G25-B6-O-V17-O-O-O-C-R1	1 1/4" BSP	160 L/MIN	£88.30	€ 99.78	R713G25	£32.72	€ 36.97
ZZ004810	FCR-7-14-G25-B6-O-V17-O-O-O-C-R1	1 1/4" BSP	180 L/MIN	£96.06	€ 108.55	R714G25	£42.28	€ 47.78
ZZ004811	FCR-7-20-G25-B7-O-V17-O-O-O-C-R1	1 1/2" BSP	160 L/MIN	£165.33	€ 186.82	R720G25	£43.66	€ 49.34
ZZ004812	FCR-7-21-G25-B7-O-V17-O-O-O-C-R1	1 1/2" BSP	200 L/MIN	£171.03	€ 193.26	R721G25	£50.89	€ 57.51
ZZ004813	FCR-7-22-G25-B7-O-V17-O-O-O-C-R1	1 1/2" BSP	280 L/MIN	£191.20	€ 216.06	R722G25	£75.33	€ 85.12
ZZ004814	FCR-7-30-G25-B8-O-V17-O-O-O-C-R1	2" BSP	300 L/MIN	£275.70	€ 311.54	R730G25	£51.76	€ 58.49
ZZ004815	FCR-7-31-G25-B8-O-V17-O-O-O-C-R1	2" BSP	360 L/MIN	£285.06	€ 322.12	R731G25	£63.47	€ 71.72
ZZ004816	FCR-7-32-G25-B8-O-V17-O-O-O-C-R1	2" BSP	460 L/MIN	£307.63	€ 347.62	R732G25	£78.96	€ 89.22
ZZ004817	FCR-7-33-G25-B8-O-V17-O-O-O-C-R1	2" BSP	580 L/MIN	£299.33	€ 338.24	R733G25	£78.96	€ 89.22

The given flow rate values refer to applications with mineral oil having viscosity of 30 cSt at working temperature. For applications with different fluid or working conditions, a corrective factor must be applied by referring to the technical information.

OPTIONAL EXTRAS CONTINUED ON NEXT PAGE

OPTIONAL EXTRAS

VITON SEALS	NETT. PRICE	
	£ STERLING	€ EUROS
FCR-7-11 Series	£47.80	€ 54.01
FCR-7-20 series	£70.01	€ 79.11
FCR-7-30 Series	£91.79	€ 103.72
SECONDARY PORTS		
All series	£5.35	€ 6.05
MAGNETS		
FCR-7-11 Series	£25.91	€ 29.28
FCR-7-20 series	£47.65	€ 53.84
FCR-7-30 Series	£69.14	€ 78.13
DIFFUSERS		
FCR-7-11	£48.66	€ 54.99
FCR-7-12	£48.66	€ 54.99
FCR-7-13	£51.93	€ 58.68
FCR-7-14	£55.38	€ 62.58
FCR-7-20	£80.34	€ 90.78
FCR-7-21	£105.59	€ 119.32
FCR-7-22	£113.91	€ 128.72
FCR-7-30	£81.36	€ 91.94
FCR-7-31	£89.42	€ 101.04
FCR-7-32	£97.56	€ 110.24
FCR-7-33	£107.42	€ 121.38
FILLER CAP		
FCR-7-20 series	£13.85	€ 15.65
FCR-7-30 Series	£16.25	€ 18.36
INDICATORS		
R2 Pressure switch O.C 1.3 Bar 18.85 Psi O.C	£31.73	€ 35.85
R3 Pressure switch C.C 1.3 Bar 18.85 Psi C.C	£31.26	€ 35.32
R7 Pressure vacuum gauge -1-5 Bar -14.5 Bar -72.5Psi	£10.96	€ 12.38



FILTREC LOW PRESSURE INLINE FILTER

INLINE SPIN-ON FILTER FA-4



www.flowfitonline.com
TECH. DATA SHEET
FTF06



FILTER HOUSING TECHNICAL INFORMATION

Description: In line pressure and return spin-on filter assemblies.

Max flow rate: 200 l/min (53 gpm)

Max working pressure: As per NFPA T 3.10.17

Test pressure: As per NFPA T 3.10.17

Burst pressure: As per NFPA T 3.10.17

Pressure fatigue test: As per NFPA T 3.10.17

Connection Ports: BSP, NPT

By-pass setting: 3,5 Bar (50 psi)

Indicator: Visual and electrical

Working temperature: -25°C +120°C (-13°F +248°F)

Materials: •Head: aluminium

•Housing: carbon steel + aluminium

•Seal: Buna-N (NBR) / Viton®

Fluids compatibility: ISO 2943: Filter assembly compatible with mineral oils and some synthetic or vegetable oils. With other fluid applications please contact Filtrac S.p.A.

FILTER ELEMENT

Filter media: Microglass fiber 3, 6, 10, 15, 25, 40 µm

Cellulose 10, 25 µm

Wire mesh 150 µm

Collapse pressure: As per ISO 2941

FA-4- 1 X	FA-4-21
500 psi	348 psi
754 psi	522 psi
1.000 psi	798 psi
0-500 psi*	0-348 psi*

* > 100.000 cycles

FA-4-1X	FA-4-21
15 Bar	12 Bar

ORDER CODE	DESCRIPTION	PORTS	FLOW RATE	NETT. PRICE		ELEMENT	NETT. PRICE	
10 MICRON CELLULOSE								
				£ STERLING	€ EUROS			
ZZ004883	FA-4-05-C10-B4-D-Z34	3/4" BSP	50 L/MIN	£74.23	€ 83.88	A405C10	£31.48	€ 35.57
ZZ004884	FA-4-11-C10-B4-D-Z34	3/4" BSP	60 L/MIN	£73.93	€ 83.54	A411C10	£39.02	€ 44.09
ZZ004885	FA-4-12-C10-B5-D-Z34	1" BSP	100 L/MIN	£77.17	€ 87.20	A412C10	£40.67	€ 45.96
ZZ004886	FA-4-13-C10-B5-D-Z34	1" BSP	100 L/MIN	£77.34	€ 87.39	A413C10	£44.37	€ 50.14
ZZ004887	FA-4-21-C10-B6-D-Z34	1 1/4" BSP	160 L/MIN	£100.61	€ 113.69	A421C10	£64.48	€ 72.86
10 MICRON FIBREGLASS								
ZZ004888	FA-4-05-G10-B4-D-Z34	3/4" BSP	40 L/MIN	£73.76	€ 83.35	A405G10	£38.78	€ 43.82
ZZ004889	FA-4-11-G10-B4-D-Z34	3/4" BSP	50 L/MIN	£75.34	€ 85.13	A411G10	£41.25	€ 46.61
ZZ004890	FA-4-12-G10-B5-D-Z34	1" BSP	80 L/MIN	£77.52	€ 87.60	A412G10	£44.65	€ 50.45
ZZ004891	FA-4-13-G10-B5-D-Z34	1" BSP	100 L/MIN	£79.78	€ 90.15	A413G10	£48.17	€ 54.43
ZZ004892	FA-4-21-G10-B6-D-Z34	1 1/4" BSP	120 L/MIN	£105.27	€ 118.96	A421G10	£71.78	€ 81.11
25 MICRON FIBREGLASS								
ZZ004893	FA-4-05-G25-B4-D-Z34	3/4" BSP	50 L/MIN	£73.69	€ 83.27	A405G25	£38.78	€ 43.82
ZZ004894	FA-4-11-G25-B4-D-Z34	3/4" BSP	60 L/MIN	£74.85	€ 84.58	A411G25	£41.23	€ 46.59
ZZ004895	FA-4-12-G25-B5-D-Z34	1" BSP	100 L/MIN	£77.52	€ 87.60	A412G25	£41.71	€ 47.13
ZZ004896	FA-4-13-G25-B5-D-Z34	1" BSP	100 L/MIN	£78.90	€ 89.16	A413G25	£46.79	€ 52.87
ZZ004897	FA-4-21-G25-B6-D-Z34	1 1/4" BSP	160 L/MIN	£103.66	€ 117.14	A421G25	£69.27	€ 78.28

The given flow rate values refer to applications with mineral oil having viscosity of 30 cSt at working temperature. For applications with different fluid or working conditions, a corrective factor must be applied by referring to the technical information.

OPTIONAL EXTRAS

INDICATORS	NETT. PRICE	
	£ STERLING	€ EUROS
Z35 Differential electrical switch 2.7 Bar 39 Psi	£2.65	€ 2.99

FILTREC SUCTION LINE FILTERS

SUCTION LINE SPIN-ON FILTER FA-1



www.flowfitonline.com
TECH. DATA SHEET
FTF07



FILTER HOUSING TECHNICAL INFORMATION

Description: In line low-pressure spin-on filter assemblies, suction and return lines.

Max flow rate: 300 l/min (79 gpm)

Max working pressure: As per NFPA T 3.10.17: 12 Bar (175 psi)

Test pressure: As per NFPA T 3.10.17: 15 Bar (217.5 psi)

Burst pressure: As per NFPA T 3.10.17: 20 Bar (290 psi)

Connection Ports: BSP

By-pass setting: suction line 0,25 Bar (3.6 psi) return line 1,7 Bar (24.6 psi)

Indicator: Visual and electrical

Working temperature: 25°C +120°C (-13°F +248°F)

- Materials:**
- Head: aluminium
 - Housing: carbon steel
 - Seal: Buna-N

Fluids compatibility: ISO 2943: Filter assembly compatible with mineral oils and some synthetic or vegetable oils. With other fluid applications please contact Filtrac S.p.A.

FILTER ELEMENT

- Filter media:**
- Microglass fiber 3,6,10,25 µm
 - Cellulose 10,25 µm
 - Wire mesh 60, 125 µm

Collapse pressure: as per ISO 2941: 4 Bar (58 psi)

ORDER CODE	DESCRIPTION	PORTS	FLOW RATE	NETT. PRICE	ELEMENT	NETT. PRICE
SUPPLIED WITH VACUUM GAUGE INDICATOR AND BYPASS VALVE						
60 MICRON WIREMESH						
				£ STERLING	€ EUROS	£ STERLING
						€ EUROS
ZZ004898	FA-1-10-T60-B4-S-S1	3/4" BSP	30 L/MIN	£51.24	€ 57.90	A110T60
ZZ004899	FA-1-11-T60-B4-S-S1	3/4" BSP	35 L/MIN	£52.29	€ 59.09	A111T60
ZZ004900	FA-1-20-T60-B6-S-S1	1 1/4" BSP	95 L/MIN	£70.32	€ 79.46	A120T60
ZZ004901	FA-1-21-T60-B6-S-S1	1 1/4" BSP	100 L/MIN	£76.33	€ 86.25	A121T60
ZZ004902	FA-1-30-T60-B7-S-S1 * 2 elements	1 1/2" BSP	150 L/MIN	£88.95	€ 100.51	A120T60
ZZ004903	FA-1-31-T60-B7-S-S1 * 2 elements	1 1/2" BSP	150 L/MIN	£95.56	€ 107.98	A121T60
ZZ004904	FA-1-40-T60-B7-S-S1 * 2 elements	1 1/2" BSP	150 L/MIN	£232.90	€ 263.18	A120T60
125 MICRON WIREMESH						
ZZ004905	FA-1-10-T125-B4-S-S1	3/4" BSP	30 L/MIN	£38.47	€ 43.47	A110T125
ZZ004906	FA-1-11-T125-B4-S-S1	3/4" BSP	35 L/MIN	£57.14	€ 64.57	A111T125
ZZ004907	FA-1-20-T125-B6-S-S1	1 1/4" BSP	95 L/MIN	£52.29	€ 59.09	A120T125
ZZ004908	FA-1-21-T125-B6-S-S1	1 1/4" BSP	100 L/MIN	£72.12	€ 81.50	A121T125
ZZ004909	FA-1-30-T125-B7-S-S1 * 2 elements	1 1/2" BSP	150 L/MIN	£88.95	€ 100.51	A120T125
ZZ004910	FA-1-31-T125-B7-S-S1 * 2 elements	1 1/2" BSP	150 L/MIN	£163.26	€ 184.48	A121T125
ZZ004911	FA-1-40-T125-B7-S-S1 * 2 elements	1 1/2" BSP	150 L/MIN	£253.17	€ 286.08	A120T125

The given flow rate values refer to applications with mineral oil having viscosity of 30 cSt at working temperature. For applications with different fluid or working conditions, a corrective factor must be applied by referring to the technical information.

OPTIONAL EXTRAS

INDICATORS	NETT. PRICE
	£ STERLING
	€ EUROS
S2 Vacuum switch -0.2 bar setting O.C. (-2.9 psi)	£22.65
S3 Vacuum switch 0.2 bar setting C.C. (-2.9 psi)	£19.14
S4 Vacuum switch view -0.3 bar setting (-4.35 psi)	£10.82

FILTREC SUCTION STRAINERS

SUCTION STRAINERS FS-1



FILTER HOUSING TECHNICAL INFORMATION

Description: Suction strainers for fluid reservoirs.

Max flow rate: 500 l/min (132 gpm)

Collapse pressure: 14,5 psi

Port Connection: BSP (NPT on request)

By-pass: No by-pass or 0,25 bar (3,6 psi) setting

Working temperature: -25°C + 100°C (-13°F +212°F)

Materials: •Head: nylon

•Endcap: zinc plated carbon steel

•By-pass: NBR

Filter media: Wire mesh 125 µm (60 and 250 µm on request)

Fluids compatibility: ISO 2943: Filter assembly compatible with mineral oils and some synthetic or vegetable oils.

For other fluids please contact our Customer Service (info@filtrec.it).

ORDER CODE	FLOW RATE	THREAD	LENGTH	O/D	NETT. PRICE	
------------	-----------	--------	--------	-----	-------------	--

125 MICRON WIREMESH						£ STERLING	€ EUROS
FS110B2T125	12 L/MIN	3/8" BSP	91mm	46mm		£9.28	€ 10.49
FS111B3T125	15 L/MIN	1/2" BSP	106mm	46mm		£9.39	€ 10.61
FS120B4T125	30 L/MIN	3/4" BSP	109mm	64mm		£10.72	€ 12.11
FS121B5T125	35 L/MIN	1" BSP	139mm	64mm		£11.20	€ 12.66
FS130B5T125	40 L/MIN	1" BSP	139mm	86mm		£13.71	€ 15.49
FS130B6T125	45 L/MIN	1 1/4" BSP	139mm	86mm		£13.39	€ 15.13
FS130B7T125	50 L/MIN	1 1/2" BSP	139mm	86mm		£13.39	€ 15.13
FS133B7T125	90 L/MIN	1 1/2" BSP	200mm	86mm		£14.91	€ 16.85
FS134B8T125	120 L/MIN	2" BSP	260mm	86mm		£16.68	€ 18.85
FS140B7T125	95 L/MIN	1 1/2" BSP	151mm	150mm		£22.86	€ 25.83
FS140B8T125	100 L/MIN	2" BSP	151mm	150mm		£22.08	€ 24.95
FS142B9T125	180 L/MIN	2 1/2" BSP	212mm	150mm		£25.32	€ 28.61
FS143B10T125	300 L/MIN	3" BSP	272mm	150mm		£28.13	€ 31.79
FS150B2T125	15 L/MIN	3/8" BSP	84mm	54mm		£10.47	€ 11.83
FS150B3T125	20 L/MIN	1/2" BSP	84mm	54mm		£11.12	€ 12.57
FS160B3T125	20 L/MIN	1/2" BSP	104mm	72.5mm		£13.17	€ 14.88
FS160B4T125	30 L/MIN	3/4" BSP	104mm	72.5mm		£13.09	€ 14.79
FS160B5T125	45 L/MIN	1" BSP	104mm	72.5mm		£13.09	€ 14.79
FS160B6T125	55 L/MIN	1 1/4" BSP	104mm	72.5mm		£14.12	€ 15.96
FS162B3T125	25 L/MIN	1/2" BSP	148mm	72.5mm		£14.16	€ 16.00
FS162B4T125	40 L/MIN	3/4" BSP	148mm	72.5mm		£14.89	€ 16.83
FS162B5T125	55 L/MIN	1" BSP	148mm	72.5mm		£14.99	€ 16.94
FS162B6T125	60 L/MIN	1 1/4" BSP	148mm	72.5mm		£14.99	€ 16.94
FS170B5T125	60 L/MIN	1" BSP	155mm	102mm		£19.17	€ 21.66
FS170B6T125	80 L/MIN	1 1/4" BSP	155mm	102mm		£18.21	€ 20.58
FS170B7T125	90 L/MIN	1 1/2" BSP	155mm	102mm		£19.20	€ 21.70
FS170B8T125	100 L/MIN	2" BSP	155mm	102mm		£19.17	€ 21.66
FS173B5T125	60 L/MIN	1" BSP	195mm	102mm		£24.94	€ 28.18
FS173B6T125	90 L/MIN	1 1/4" BSP	195mm	102mm		£24.96	€ 28.20
FS173B7T125	120 L/MIN	1 1/2" BSP	195mm	102mm		£24.96	€ 28.20
FS173B8T125	130 L/MIN	2" BSP	195mm	102mm		£24.16	€ 27.30
FS176B5T125	65 L/MIN	1" BSP	228mm	102mm		£27.59	€ 31.18
FS176B6T125	110 L/MIN	1 1/4" BSP	228mm	102mm		£27.59	€ 31.18
FS176B7T125	130 L/MIN	1 1/2" BSP	228mm	102mm		£27.75	€ 31.36
FS176B8T125	140 L/MIN	2" BSP	228mm	102mm		£27.75	€ 31.36
FS179B5T125	25 L/MIN	1" BSP	110mm	102mm		£19.27	€ 21.78
FS180B8T125	140 L/MIN	2" BSP	202mm	132.5mm		£35.28	€ 39.87
FS180B9T125	160 L/MIN	2 1/2" BSP	202mm	132.5mm		£34.42	€ 38.89
FS180B10T125	200 L/MIN	3" BSP	202mm	132.5mm		£35.28	€ 39.87
FS181B8T125	130 L/MIN	2" BSP	162mm	132.5mm		£42.34	€ 47.84
FS181B10T125	190 L/MIN	3" BSP	162mm	132.5mm		£36.29	€ 41.01

The given flow rate values refer to applications with mineral oil having viscosity of 30 cSt at working temperature. For applications with different fluid or working conditions, a corrective factor must be applied by referring to the technical information.

FILTREC SUCTION FILTERS

TANK TOP SUCTION FILTERS FS-7



www.flowfitonline.com
TECH. DATA SHEET
FTF09



FILTER HOUSING TECHNICAL INFORMATION

Description: Side tank suction filters mounted below oil level. No need to drain oil from tank when replacing element.

Max flow rate: 160 l/min (42 gpm)

Indicator: Visual or electrical

By-pass setting: No by-pass or 0,3 Bar setting (4,35 psi)

Working temperature: -25°C + 100°C (-13°F +212°F)

Materials:

- Cover: nylon
- Housing: aluminium
- Seal: Buna-N / Viton®

Fluids compatibility: ISO 2943: Filter assembly compatible with mineral oils and some synthetic or vegetable oils. With other fluid applications please contact Filtrec S.p.A.

FILTER ELEMENT

Filter media: Cellulose 10, 25 µm
Wire mesh 60, 125, 250 µm

ORDER CODE	DESCRIPTION	PORTS	FLOW RATE	NETT. PRICE		ELEMENT	NETT. PRICE	
10 MICRON CELLULOSE								
				£ STERLING	€ EUROS		£ STERLING	€ EUROS
ZZ004912	FS-7-41-C10-B7-0-B-O-P-S5	1 1/2" BSP	50 L/MIN	£147.51	€ 166.69	S741C10	£37.85	€ 42.77
125 MICRON WIREMESH								
ZZ004913	FS-7-41-T125-B7-0-B-O-P-S5	1 1/2" BSP	100 L/MIN	£153.73	€ 173.71	S741T125	£43.45	€ 49.10

The given flow rate values refer to applications with mineral oil having viscosity of 30 cSt at working temperature. For applications with different fluid or working conditions, a corrective factor must be applied by referring to the technical information.

OPTIONAL EXTRAS

	NETT. PRICE	
	£ STERLING	€ EUROS
Secondary port	£11.11	€ 12.55
Magnet	£2.41	€ 2.72
INDICATORS		
S6 Vacuum switch -0.2 Bar setting	£51.93	€ 58.68

FILTREC MEDIUM PRESSURE FILTERS

INLINE MEDIUM PRESSURE FILTERS F100 MAX WORKING UPTO 100BAR



www.flowfitonline.com
TECH. DATA SHEET
FTF10



FILTER HOUSING TECHNICAL INFORMATION

Description: In line medium pressure filter assembly with cleanable or disposable elements

Max flow rate: 400 l/min (105.5 gpm)

Max working pressure: As per NFPA T 3.10.5.1:

Test pressure: As per NFPA T 3.10.5.1:

Burst pressure: As per NFPA T 3.10.5.1:

F100-XD040/063/100	F100-XD160/250/400
100 Bar (1450 psi)	80 Bar (1160 psi)
150 Bar (2176 psi)	120 Bar (1740 psi)
300 Bar (4351 psi)	200 Bar (2900 psi)

Connection Ports: BSP, NPT

By-pass: No By-pass or 6 Bar (87 psi) setting

Working temperature: -25°C +120°C (-13°F +248°F)

Materials: •Head: aluminium

•Bowl: aluminium

•Seal: Buna-N / Viton®

Fluids compatibility: ISO 2943: Filter assembly compatible with mineral oils and some synthetic or vegetable oils. With other fluid applications please contact Filtrac S.p.A.

FILTER ELEMENT

Filter media: Filter element dimensions according to DIN 24550
Microglass fiber 3, 6, 10, 15, 25 µ, cellulose 10 µ

Collapse pressure: As per ISO 2941: 21 Bar (305 psi) and 210 Bar (3045 psi)

ORDER CODE	DESCRIPTION	PORTS	FLOW RATE	NETT. PRICE	ELEMENT	NETT. PRICE
COMPLETE WITH LOW COLLAPSE ELEMENT, VISUAL INDICATOR AND BYPASS						
10 MICRON FIBREGLASS						
				£ STERLING	€ EUROS	£ STERLING
				€ EUROS		€ EUROS
ZZ004914	F100-XD-040-G10-A-B5-D-S-Z30	1" BSP	40 L/MIN	£166.65	€ 188.31	XD040G10A
ZZ004915	F100-XD-063-G10-A-B5-D-S-Z30	1" BSP	60 L/MIN	£174.48	€ 197.16	XD063G10A
ZZ004916	F100-XD-100-G10-A-B5-D-S-Z30	1" BSP	100 L/MIN	£188.99	€ 213.56	XD100G10A
ZZ004917	F100-XD-160-G10-A-B7-D-S-Z30	1 1/2" BSP	160 L/MIN	£182.95	€ 206.73	XD160G10A
ZZ004918	F100-XD-250-G10-A-B7-D-S-Z30	1 1/2" BSP	250 L/MIN	£188.85	€ 213.40	XD250G10A
ZZ004919	F100-XD-400-G10-A-B7-D-S-Z30	1 1/2" BSP	400 L/MIN	£243.37	€ 275.01	XD400G10A
25 MICRON FIBREGLASS						
ZZ004920	F100-XD-040-G25-A-B5-D-S-Z30	1" BSP	60 L/MIN	£166.65	€ 188.31	XD040G25A
ZZ004921	F100-XD-063-G25-A-B5-D-S-Z30	1" BSP	100 L/MIN	£174.48	€ 197.16	XD063G25A
ZZ004922	F100-XD-100-G25-A-B5-D-S-Z30	1" BSP	160 L/MIN	£188.99	€ 213.56	XD100G25A
ZZ004923	F100-XD-160-G25-A-B7-D-S-Z30	1 1/2" BSP	200 L/MIN	£183.46	€ 207.31	XD160G25A
ZZ004924	F100-XD-250-G25-A-B7-D-S-Z30	1 1/2" BSP	300 L/MIN	£188.85	€ 213.40	XD250G25A
ZZ004925	F100-XD-400-G25-A-B7-D-S-Z30	1 1/2" BSP	400 L/MIN	£243.37	€ 275.01	XD400G25A

The given flow rate values refer to applications with mineral oil having viscosity of 30 cSt at working temperature. For applications with different fluid or working conditions, a corrective factor must be applied by referring to the technical information.

OPTIONAL EXTRAS

	NETT. PRICE
VITON SEALS	
	£ STERLING
	€ EUROS
F100-XD040, XD063 & XD100	£7.77
F100-XD160, XD250 & XD400	£7.77
INDICATORS	
Z31 Differential electrical visual 5 Bar 7.2 Psi	£36.94
Z32 Differential visual switch 8 Bar 116 Psi	£26.83
Z33 Differential electrical visual 8 Bar 116 Psi	£36.94

INLINE MEDIUM PRESSURE FILTERS FD-3 UPTO 110BAR



www.flowfitonline.com
TECH. DATA SHEET
FTF11



FILTER HOUSING TECHNICAL INFORMATION

Description: In line medium pressure filter assembly with reusable or disposable element.

Max flow rate: 40 l/min (10,5 gpm)

Max working pressure: As per NFPA T 3.10.5.1: 110 Bar (1595 psi)

Test pressure: As per NFPA T 3.10.5.1: 160 Bar (2320 psi)

Burst pressure: As per NFPA T 3.10.5.1: 330 Bar (4785 psi)

Fatigue test: > 1.000.000 cycles 0-80 Bar, as per NFPA T 3.10.5.1

Connection Ports: BSP, NPT

By-pass: No by-pass or 6 Bar (87 psi) setting

Indicator: Differential visual and differential electrical visual , 5 Bar (72.5 psi) setting.

Working temperature: -25°C + 120°C (-13°F +248°F)

Materials: •Head: aluminium

•Bowl: aluminium

•Seal: Buna-N / Viton®

Fluids compatibility: ISO 2943: Filter assembly compatible with mineral oils and some synthetic or applications please contact Filtrac S.p.A.vegetable oils. With other fluid

FILTER ELEMENT

Filter media: Microglass fiber 3,6,10,25 µm

Cellulose 10,25 µm

Wire mesh 10, 25, 60, 125 µm

Collapse pressure: as per ISO 2941: 21 Bar (305 psi)

ORDER CODE	DESCRIPTION	PORTS	FLOW RATE	NETT. PRICE		ELEMENT	NETT. PRICE	
COMPLETE WITH LOW COLLAPSE ELEMENT, VISUAL INDICATOR AND BYPASS								
10 MICRON CELLULOSE								
				£ STERLING	€ EUROS		£ STERLING	€ EUROS
ZZ004926	FD-3-10-C10-A-B3-D-T-Z12	1/2" BSP	40 L/MIN	£96.18	€ 108.68	D310C10A	£17.28	€ 19.53
ZZ004927	FD-3-11-C10-A-B3-D-T-Z12	1/2" BSP	50 L/MIN	£115.05	€ 130.01	D311C10A	£19.83	€ 22.41
10 MICRON FIBREGLASS								
ZZ004928	FD-3-10-G10-A-B3-D-T-Z12	1/2" BSP	30 L/MIN	£106.36	€ 120.19	D310G10A	£19.83	€ 22.41
ZZ004929	FD-3-11-G10-A-B3-D-T-Z12	1/2" BSP	40 L/MIN	£123.67	€ 139.75	D311G10A	£28.85	€ 32.60
25 MICRON FIBREGLASS								
ZZ004930	FD-3-10-G25-A-B3-D-T-Z12	1/2" BSP	35 L/MIN	£103.23	€ 116.65	D310G25A	£18.04	€ 20.39
ZZ004931	FD-3-11-G25-A-B3-D-T-Z12	1/2" BSP	45 L/MIN	£122.01	€ 137.87	D311G25A	£24.04	€ 27.17

The given flow rate values refer to applications with mineral oil having viscosity of 30 cSt at working temperature. For applications with different fluid or working conditions, a corrective factor must be applied by referring to the technical information.

OPTIONAL EXTRAS

	NETT. PRICE	
	£ STERLING	€ EUROS
Z13 differential electrical visual indicator 5 Bar 72.5 Psi	£36.94	€ 41.74

INLINE MEDIUM PRESSURE FILTERS F160 UPTO 160BAR



www.flowfitonline.com
TECH. DATA SHEET
FTF12



FILTER HOUSING TECHNICAL INFORMATION

Description: In line medium pressure filter assembly with cleanable or disposable elements

Max flow rate: 400 l/min (105.5 gpm)

Max working pressure: As per NFPA T 3.10.5.1: 160 Bar (2320 psi)

Test pressure: As per NFPA T 3.10.5.1: 240 Bar (3480 psi)

Burst pressure: As per NFPA T 3.10.5.1: 480 Bar (6962 psi)

Connection Ports: BSP, NPT

By-pass: No By-pass or 6 Bar (87 psi) setting

Working temperature: -25°C + 120°C (-13°F +248°F)

Materials: •Head: Cast iron

•Bowl: Aluminium

•Seal: Buna-N / Viton®

Fluids compatibility: ISO 2943: Filter assembly compatible with mineral oils and some synthetic or vegetable oils. With other fluid applications please contact Filtrac S.p.A.

FILTER ELEMENT

Filter media: Filter element dimensions according to DIN 24550
Microglass fiber 3, 6, 10, 15, 25 µ, cellulose 10 µ

Collapse pressure: As per ISO 2941: 21 Bar (305 psi) and 210 Bar (3045 psi)

ORDER CODE	DESCRIPTION	PORTS	FLOW RATE	NETT. PRICE		ELEMENT	NETT. PRICE	
				£ STERLING	€ EUROS		£ STERLING	€ EUROS
COMPLETE WITH LOW COLLAPSE ELEMENTS, VISUAL INDICATOR AND BYPASS VALVE								
10 MICRON FIBREGLASS								
ZZ004932	F160-XD040-G10-A-B5-D-S-Z30	1" BSP	40 L/MIN	£155.11	€ 175.27	XD040G10A	£48.12	€ 54.38
ZZ004933	F160-XD063-G10-A-B5-D-S-Z30	1" BSP	60 L/MIN	£160.57	€ 181.44	XD063G10A	£50.59	€ 57.17
ZZ004934	F160-XD100-G10-A-B5-D-S-Z30	1" BSP	100 L/MIN	£170.56	€ 192.73	XD100G10A	£56.28	€ 63.60
ZZ004935	F160-XD160-G10-A-B7-D-S-Z30	1 1/2" BSP	160 L/MIN	£261.45	€ 295.44	XD160G10A	£68.52	€ 77.43
ZZ004936	F160-XD250-G10-A-B7-D-S-Z30	1 1/2" BSP	250 L/MIN	£276.51	€ 312.46	XD250G10A	£68.52	€ 77.43
ZZ004937	F160-XD400-G10-A-B7-D-S-Z30	1 1/2" BSP	400 L/MIN	£350.71	€ 396.30	XD400G10A	£124.26	€ 140.41
25 MICRON FIBREGLASS								
ZZ004938	F160-XD063-G25-A-B3-D-S-Z30	1/2" BSP	60 L/MIN	£160.57	€ 181.44	XD063G25A	£50.59	€ 57.17
ZZ004939	F160-XD063-G25-A-B5-D-S-Z30	1" BSP	100 L/MIN	£160.57	€ 181.44	XD063G25A	£50.59	€ 57.17
ZZ004940	F160-XD100-G25-A-B5-D-S-Z30	1" BSP	160 L/MIN	£170.56	€ 192.73	XD100G25A	£56.28	€ 63.60
ZZ004941	F160-XD160-G25-A-B7-D-S-Z30	1 1/2" BSP	200 L/MIN	£261.45	€ 295.44	XD160G25A	£68.52	€ 77.43
ZZ004942	F160-XD250-G25-A-B7-D-S-Z30	1 1/2" BSP	300 L/MIN	£276.51	€ 312.46	XD250G25A	£68.52	€ 77.43
ZZ004943	F160-XD400-G25-A-B7-D-S-Z30	1 1/2" BSP	400 L/MIN	£463.06	€ 523.26	XD400G25A	£124.26	€ 140.41

The given flow rate values refer to applications with mineral oil having viscosity of 30 cSt at working temperature. For applications with different fluid or working conditions, a corrective factor must be applied by referring to the technical information.

OPTIONAL EXTRAS

INDICATORS	NETT. PRICE	
	£ STERLING	€ EUROS
Z31 Differential electrical visual 5 Bar 72.5Psi	£36.94	€ 41.74
Z32 Differential visual switch 8 Bar 116 Psi	£26.83	€ 30.32
Z33 Differential electrical visual 8 Bar 116 Psi	£36.94	€ 41.74

FILTREC HIGH PRESSURE FILTERS

INLINE HIGH PRESSURE FILTERS F280-D1 UPTO 280BAR



www.flowfitonline.com
TECH. DATA SHEET
FTF13



FILTER HOUSING TECHNICAL INFORMATION

Description: In line high pressure filter assembly with cleanable or disposable elements

Max flow rate: 400 l/min (105 gpm)

Max working pressure: As per NFPA T 3.10.5.1: 280 Bar (4060 psi)

Test pressure: As per NFPA T 3.10.5.1: 420 Bar (6091,5 psi)

Burst pressure: As per NFPA T 3.10.5.1: 840 Bar (12180 psi)

Connection Ports: BSP, NPT, Metric

By-pass: No by-pass or 6 Bar (87 psi) setting

Working temperature: -25°C + 120°C (-13°F +248°F)

Materials: •Head: cast iron

•Bowl: extruded steel

•Seal: Buna-N / Viton®

Fluids compatibility: ISO 2943: Filter assembly compatible with mineral oils and some synthetic or vegetable oils. With other fluid applications please contact Filtrec S.p.A.

FILTER ELEMENT

Filter media: Microglass fiber 3, 6, 10, 15, 25 µm, cellulose 10 µm

Collapse pressure: As per ISO 2941: 21 Bar (305 psi) and 210 Bar (3045 psi)

ORDER CODE	DESCRIPTION	PORTS	FLOW RATE	NETT. PRICE		ELEMENT	NETT. PRICE		
COMPLETE WITH LOW COLLAPSE ELEMENTS, VISUAL INDICATOR AND BYPASS VALVE									
				£ STERLING	€ EUROS			£ STERLING	€ EUROS
10 MICRON FIBREGLASS									
ZZ004944	F280-D120-G10-A-B5-D-S-Z30	1" BSP	60 L/MIN	£136.97	€ 154.78	D120G10A	£33.37	€ 37.71	
ZZ004945	F280-D124-G10-A-B5-D-S-Z30	1" BSP	80 L/MIN	£145.72	€ 164.66	D124G10A	£39.00	€ 44.07	
ZZ004946	F280-D121-G10-A-B5-D-S-Z30	1" BSP	100 L/MIN	£153.28	€ 173.21	D121G10A	£46.52	€ 52.57	
ZZ004947	F280-D140-G10-A-B7-D-S-Z30	1 1/2" BSP	120 L/MIN	£295.53	€ 333.95	D140G10A	£49.41	€ 55.83	
ZZ004948	F280-D141-G10-A-B7-D-S-Z30	1 1/2" BSP	200 L/MIN	£334.16	€ 377.60	D141G10A	£68.02	€ 76.86	
ZZ004949	F280-D142-G10-A-B7-D-S-Z30	1 1/2" BSP	240 L/MIN	£451.47	€ 510.16	D142G10A	£109.78	€ 124.05	
25 MICRON FIBREGLASS									
ZZ004950	F280-D120-G25-A-B5-D-S-Z30	1" BSP	70 L/MIN	£136.03	€ 153.71	D120G25A	£32.17	€ 36.35	
ZZ004951	F280-D124-G25-A-B5-D-S-Z30	1" BSP	90 L/MIN	£145.72	€ 164.66	D124G25A	£39.00	€ 44.07	
ZZ004952	F280-D121-G25-A-B5-D-S-Z30	1" BSP	110 L/MIN	£151.12	€ 170.77	D121G25A	£43.80	€ 49.49	
ZZ004953	F280-D140-G25-A-B7-D-S-Z30	1 1/2" BSP	130 L/MIN	£291.62	€ 329.53	D140G25A	£44.51	€ 50.30	
ZZ004954	F280-D141-G25-A-B7-D-S-Z30	1 1/2" BSP	210 L/MIN	£334.16	€ 377.60	D141G25A	£68.02	€ 76.86	
ZZ004955	F280-D142-G25-A-B7-D-S-Z30	1 1/2" BSP	250 L/MIN	£450.28	€ 508.82	D142G25A	£108.30	€ 122.38	

The given flow rate values refer to applications with mineral oil having viscosity of 30 cSt at working temperature. For applications with different fluid or working conditions, a corrective factor must be applied by referring to the technical information.

OPTIONAL EXTRAS

INDICATORS	NETT. PRICE	
	£ STERLING	€ EUROS
Z31 Differential electrical visual 5 Bar 72.5Psi	£36.94	€ 41.74
Z32 Differential visual switch 8 Bar 116 Psi	£26.83	€ 30.32
Z33 Differential electrical visual 8 Bar 116 Psi	£36.94	€ 41.74

CETOP 3 AND 5 HIGH PRESSURE FILTERS FDM-1 UPTO 315 BAR



www.flowfitonline.com
TECH. DATA SHEET
FTF14



FILTER HOUSING TECHNICAL INFORMATION

Description: Modulare in line high pressure filter assembly with cleanable or disposable elements

Max flow rate: 15/45 l/min (4/12 gpm)

Max working pressure: As per NFPA T 3.10.5.1: 315 Bar (4560 psi)

Test pressure: As per NFPA T 3.10.5.1: 400 Bar (5800 psi)

Burst pressure: As per NFPA T 3.10.5.1: 945 Bar (13700 psi)

Port connections: CETOP - 03/05

Indicator: Visual and visual electric differential indicator setting 5 and 8 bar (72,5 and 116 psi)

By-pass valve: Without

Working temperature: -25°C + 120°C (-13°F +248°F)

Materials: •Head: steel

•Cover: steel

•Seal: Buna-N / Viton®

Fluids compatibility: ISO 2943: Filter assembly compatible with mineral oils and some synthetic or vegetable oils. With other fluid applications please contact Filtrec S.p.A.

FILTER ELEMENT

Filter element: Microglass fiber 3,6,10,25 µm
Wire mesh 10, 25 µm

Collapse pressure: As for ISO 2941: 21/210 Bar

ORDER CODE	DESCRIPTION	FLOW RATE	NETT. PRICE		ELEMENT	NETT. PRICE	
COMPLETE WITH HIGH COLLAPSE ELEMENTS, VISUAL INDICATOR AND BYPASS VALVE							
3 MICRON FIBREGLASS							
			£ STERLING	€ EUROS		£ STERLING	€ EUROS
ZZ004956	FDM-1-08-G03-B-D-Z12	6 L/MIN	£170.59	€ 192.77	D108G03B	£65.99	€ 74.57
ZZ004957	FDM-1-11-G03-B-D-Z12	18 L/MIN	£244.07	€ 275.80	D111G03B	£70.48	€ 79.64
6 MICRON FIBREGLASS							
ZZ004958	FDM-1-08-G06-B-D-Z12	8 L/MIN	£170.59	€ 192.77	D108G06B	£65.99	€ 74.57
ZZ004959	FDM-1-11-G06-B-D-Z12	24 L/MIN	£244.07	€ 275.80	D111G06B	£70.48	€ 79.64
10 MICRON FIBREGLASS							
ZZ004960	FDM-1-08-G10-B-D-Z12	8 L/MIN	£162.18	€ 183.26	D108G10B	£53.92	€ 60.93
ZZ004961	FDM-1-11-G10-B-D-Z12	24 L/MIN	£233.19	€ 263.50	D111G10B	£54.85	€ 61.98

The given flow rate values refer to applications with mineral oil having viscosity of 30 cSt at working temperature. For applications with different fluid or working conditions, a corrective factor must be applied by referring to the technical information.

OPTIONAL EXTRAS

VITON SEALS	NETT. PRICE	
	£ STERLING	€ EUROS
FDM-1-08	£11.25	€ 12.71
FDM-1-11	£14.43	€ 16.31
INDICATORS		
Z13 Differential visual and electrical 5 Bar 72.5 Psi	£73.86	€ 83.46
Z17 Differential visual switch 8 Bar 116 Psi	£53.67	€ 60.65
Z18 Differential visual and electrical 8 Bar 116 Psi	£72.12	€ 81.50

INLINE HIGH PRESSURE FILTERS F420-D1 SERIES



www.flowfitonline.com
TECH. DATA SHEET
FTF15



TECHNICAL INFORMATION

Pressure: Max working 420 bar (6000 psi) (acc. to NFPA T 3.10.5.1)
Burst 1260 bar (18300 psi) (acc. to NFPA T 3.10.5.1)

Connection Ports: 1/2"+1 1/2" BSP (other thread options on request)
3/4"+1 1/2" SAE J518-6000

Materials: Head: cast iron Bowl: extruded steel Seal: Buna-N (FKM on request)

By-pass: No by-pass or 6 bar (90 psi) setting

Filter Media: Microglass fiber 4,5 – 7 – 12 – 18 - 27 µm(c) (acc. to ISO 16889)
Cellulose 10 - 25 µm(c) (acc. to ISO 16889)

Differential collapse pressure: 21 bar (300 psi) or 210 bar (3000 psi) (acc. to ISO 2941)
The Filtrac elements are tested also according to ISO 2942 and ISO 23181

Working temperature: -25°C +120°C (-13°F +248°F)

Fluid compatibility (acc. to ISO 2943): Full with HH-HL-HM-HV (acc. to ISO 6743/4).

CODE	DESCRIPTION	PORTS	MAX PRESSURE	FLOW RATE	NETT. PRICE		ELEMENT	NETT. PRICE	
					£ STERLING	€ EUROS		£ STERLING	€ EUROS
3 MICRON FIBREGLASS									
ZZ005634	F420-D1-10-G03-A-B-B3-D-T-Z30	1/2"	420 BAR	10LPM	£131.86	€ 149.00	D110G03A	£28.72	€ 32.45
ZZ005638	F420-D1-10-G03-A-B-B4-D-T-Z30	3/4"	420 BAR	12LPM	£126.17	€ 142.57	D110G03A	£28.72	€ 32.45
ZZ005642	F420-D1-11-G03-A-B-B3-D-T-Z30	1/2"	420 BAR	15LPM	£143.69	€ 162.37	D111G03A	£26.35	€ 29.78
ZZ005647	F420-D1-11-G03-A-B-B4-D-T-Z30	3/4"	420 BAR	18LPM	£144.15	€ 162.89	D111G03A	£26.35	€ 29.78
ZZ005654	F420-D1-12-G03-A-B-B4-D-T-Z30	3/4"	420 BAR	35LPM	£163.22	€ 184.44	D112G03A	£44.40	€ 50.17
ZZ005658	F420-D1-12-G03-A-B-B3-D-T-Z30	1/2"	420 BAR	20LPM	£158.79	€ 179.43	D112G03A	£44.40	€ 50.17
ZZ005662	F420-D1-20-G03-A-B-B4-D-T-Z30	3/4"	420 BAR	30LPM	£176.31	€ 199.23	D120G03A	£37.84	€ 42.76
ZZ005668	F420-D1-20-G03-A-B-B5-D-T-Z30	3/4"	420 BAR	40LPM	£161.67	€ 182.69	D120G03A	£37.84	€ 42.76
ZZ006605	F420-D1-40-G03-A-B-B5-D-T-Z30	1"	420 BAR	45LPM	£255.44	€ 288.65	D140G03A	£51.79	€ 58.52
ZZ006609	F420-D1-40-G03-A-B-B6-D-T-Z30	1 1/4"	420 BAR	65LPM	£280.26	€ 316.69	D140G03A	£51.79	€ 58.52
ZZ006613	F420-D1-40-G03-A-B-B7-D-T-Z30	1 1/2"	420 BAR	80LPM	£290.76	€ 328.56	D140G03A	£51.79	€ 58.52
6 MICRON FIBREGLASS									
ZZ005635	F420-D1-10-G06-A-B-B3-D-T-Z30	1/2"	420 BAR	18LPM	£133.57	€ 150.93	D110G06A	£28.72	€ 32.45
ZZ005639	F420-D1-10-G06-A-B-B4-D-T-Z30	3/4"	420 BAR	25LPM	£127.90	€ 144.53	D110G06A	£28.72	€ 32.45
ZZ005643	F420-D1-11-G06-A-B-B3-D-T-Z30	1/2"	420 BAR	21LPM	£144.51	€ 163.30	D111G06A	£26.35	€ 29.78
ZZ005651	F420-D1-11-G06-A-B-B4-D-T-Z30	3/4"	420 BAR	30LPM	£144.97	€ 163.82	D111G06A	£26.35	€ 29.78
ZZ005655	F420-D1-12-G06-A-B-B4-D-T-Z30	3/4"	420 BAR	50LPM	£159.13	€ 179.82	D112G06A	£44.40	€ 50.17
ZZ005659	F420-D1-12-G06-A-B-B3-D-T-Z30	1/2"	420 BAR	30LPM	£151.45	€ 171.14	D112G06A	£44.40	€ 50.17
ZZ005663	F420-D1-20-G06-A-B-B4-D-T-Z30	3/4"	420 BAR	50LPM	£173.90	€ 196.51	D120G06A	£32.82	€ 37.09
ZZ005669	F420-D1-20-G06-A-B-B5-D-T-Z30	1"	420 BAR	55LPM	£159.25	€ 179.95	D120G06A	£32.82	€ 37.09
ZZ006606	F420-D1-40-G06-A-B-B5-D-T-Z30	1"	420 BAR	70LPM	£249.58	€ 282.03	D140G06A	£51.79	€ 58.52
ZZ006610	F420-D1-40-G06-A-B-B6-D-T-Z30	1 1/4"	420 BAR	95LPM	£274.40	€ 310.07	D140G06A	£51.79	€ 58.52
ZZ006614	F420-D1-40-G06-A-B-B7-D-T-Z30	1 1/2"	420 BAR	120LPM	£284.89	€ 321.93	D140G06A	£51.79	€ 58.52
10 MICRON FIBREGLASS									
ZZ005636	F420-D1-10-G10-A-B-B3-D-T-Z30	1/2"	420 BAR	20LPM	£133.40	€ 150.74	D110G10A	£28.40	€ 32.09
ZZ005640	F420-D1-10-G10-A-B-B4-D-T-Z30	3/4"	420 BAR	40LPM	£127.73	€ 144.33	D110G10A	£28.40	€ 32.09
ZZ005644	F420-D1-11-G10-A-B-B3-D-T-Z30	1/2"	420 BAR	30LPM	£146.58	€ 165.64	D111G10A	£26.35	€ 29.78
ZZ005652	F420-D1-11-G10-A-B-B4-D-T-Z30	3/4"	420 BAR	50LPM	£146.51	€ 165.56	D111G10A	£26.35	€ 29.78
ZZ005656	F420-D1-12-G10-A-B-B4-D-T-Z30	3/4"	420 BAR	65LPM	£156.38	€ 176.71	D112G10A	£40.08	€ 45.29
ZZ005660	F420-D1-12-G10-A-B-B3-D-T-Z30	1/2"	420 BAR	50LPM	£151.82	€ 171.56	D112G10A	£40.08	€ 45.29
ZZ005664	F420-D1-20-G10-A-B-B4-D-T-Z30	3/4"	420 BAR	65LPM	£166.15	€ 187.75	D120G10A	£33.37	€ 37.71
ZZ005670	F420-D1-20-G10-A-B-B5-D-T-Z30	1"	420 BAR	80LPM	£151.49	€ 171.18	D120G10A	£33.37	€ 37.71
ZZ006607	F420-D1-40-G10-A-B-B5-D-T-Z30	1"	420 BAR	95LPM	£244.30	€ 276.06	D140G10A	£49.41	€ 55.83
ZZ006611	F420-D1-40-G10-A-B-B6-D-T-Z30	1 1/4"	420 BAR	130LPM	£269.11	€ 304.09	D140G10A	£49.41	€ 55.83
ZZ006615	F420-D1-40-G10-A-B-B7-D-T-Z30	1 1/2"	420 BAR	155LPM	£279.61	€ 315.96	D140G10A	£51.45	€ 58.14
25 MICRON FIBREGLASS									
ZZ005637	F420-D1-10-G25-A-B-B3-D-T-Z30	1/2"	420 BAR	22LPM	£128.50	€ 145.21	D110G25A	£22.96	€ 25.94
ZZ005641	F420-D1-10-G25-A-B-B4-D-T-Z30	3/4"	420 BAR	55LPM	£128.34	€ 145.02	D110G25A	£22.96	€ 25.94
ZZ005645	F420-D1-11-G25-A-B-B3-D-T-Z30	1/2"	420 BAR	35LPM	£142.73	€ 161.28	D111G25A	£25.01	€ 28.26
ZZ005653	F420-D1-11-G25-A-B-B4-D-T-Z30	3/4"	420 BAR	65LPM	£144.12	€ 162.86	D111G25A	£25.01	€ 28.26
ZZ005657	F420-D1-12-G25-A-B-B4-D-T-Z30	3/4"	420 BAR	100LPM	£154.08	€ 174.11	D112G25A	£36.20	€ 40.91
ZZ005661	F420-D1-12-G25-A-B-B3-D-T-Z30	1/2"	420 BAR	80LPM	£146.42	€ 165.45	D112G25A	£36.20	€ 40.91
ZZ005665	F420-D1-20-G25-A-B-B4-D-T-Z30	3/4"	420 BAR	95LPM	£168.23	€ 190.10	D120G25A	£32.17	€ 36.35
ZZ006604	F420-D1-20-G25-A-B-B5-D-T-Z30	1"	420 BAR	110LPM	£153.58	€ 173.55	D120G25A	£32.17	€ 36.35
ZZ006608	F420-D1-40-G25-A-B-B5-D-T-Z30	1"	420 BAR	140LPM	£246.01	€ 277.99	D140G25A	£44.51	€ 50.30
ZZ006612	F420-D1-40-G25-A-B-B6-D-T-Z30	1 1/4"	420 BAR	165LPM	£270.82	€ 306.03	D140G25A	£44.51	€ 50.30
ZZ006616	F420-D1-40-G25-A-B-B7-D-T-Z30	1 1/2"	420 BAR	190LPM	£281.39	€ 317.97	D140G25A	£44.51	€ 50.30

FILTREC ACCESSORIES

PRODUCT	PAGE
CLOGGING INDICATORS	417
ELECTRIC LEVEL INDICATORS	428
ELECTRIC FLOATING LEVEL GAUGES	430
SIGHT GLASSES, PLUGS AND BREATHERS	437



QUALITY PRODUCTS



FREE ADVICE



CLOGGING INDICATORS



TECHNICAL INFORMATION

Clogging indicators controlling and determining the moment when filter change should take place are available for the entire FILTREC assembly range.

ABSOLUTE pressure indicators

They measure the pressure in the filter vs the atmospheric one. Usually they are used on return line filters discharging in tank.

Clogging indicators

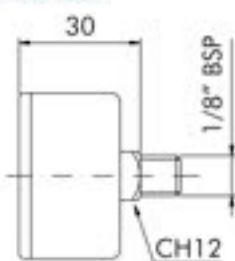
- **Visual:** The indicator is provided with a bar and a psi scale. The pointer indicates clog value.
- **Electrical:** Electrical signal indicates clog value. It is used in hard to reach areas, the signal is visible on a control panel through a led.

DIFFERENTIAL pressure indicators

Differential pressure indicators measure the difference in pressure between the dirty and the clean side of the filter. They are not affected by atmospherical pressure. Usually they are used on pressure and return line filters.

Clogging indicators:

- **Visual:** A colored indicator reports when pressure setting is reached:
GREEN = differential pressure minor than setting value
RED = differential pressure major than setting value
- **Electrical:** An electrical signal indicates when admissible differential pressure is reached. It is used in hard to reach areas, the signal is visible on a control panel through a luminous led.
- **Visual Electrical:** Both colored indicator and electrical signal indicate when pressure setting is reached.



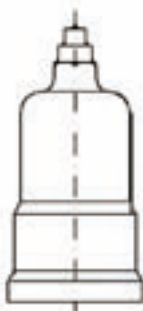
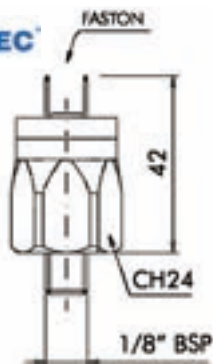
PRESSURE GAUGE INDICATOR

- Housing in black ABS material



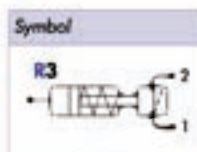
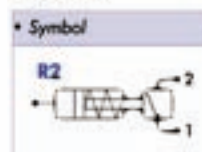
Code	Setting
R1	0 = 10 bar (black color) 0 = 145 psi (red color)

ORDER CODE	DESCRIPTION	SETTING	THREAD	NETT. PRICE	
				£ STERLING	€ EUROS
R1	PRESSURE GAUGE INDICATOR	0-10 BAR (BLACK) 0-145 PSI (RED)	1/8" BSP	£4.08	€ 4.61



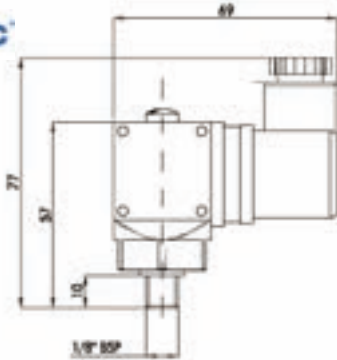
PRESSURE SWITCH

- Current: 0,5 A resistive / 0,2 A inductive
- Max voltage: 250V AC
- Cap: PVC



Code	Setting	Contact
R2	1,3 bar (18,85 psi)	N.A. O.C.
R3	1,3 bar (18,85 psi)	N.C. C.C.

ORDER CODE	DESCRIPTION	SETTING	THREAD	NETT. PRICE	
				£ STERLING	€ EUROS
R2	PRESSURE SWITCH	1.3 BAR 18.85 PSI N.A.O.C	1/8" BSP	£15.87	€ 17.93
R3	PRESSURE SWITCH	1.3 BAR 18.85 PSI N.C.C.C	1/8" BSP	£15.63	€ 17.66



PRESSURE SWITCH

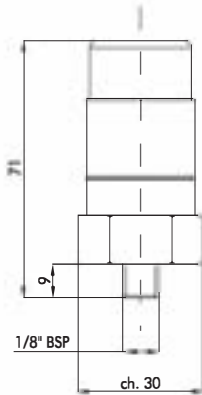
- Current: 5 A resistive
- Max voltage: 250V AC
- Protection: IP65 as per DIN 40050
- Setting range: 0,5 - 10 bar

Symbol



Code	Setting
R4	1,3 bar (18,85 psi)

ORDER CODE	DESCRIPTION	SETTING	THREAD	NETT. PRICE	
				£ STERLING	€ EUROS
R4	PRESSURE SWITCH	1.3 BAR 18.85 PSI	1/8" BSP	£53.89	€ 60.90



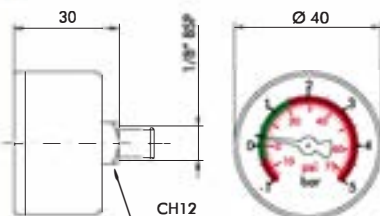
VISUAL PRESSURE

Symbol



Code	Setting
R6	1,2 bar - 17,4 psi

ORDER CODE	DESCRIPTION	SETTING	THREAD	NETT. PRICE	
				£ STERLING	€ EUROS
R6	VISUAL PRESSURE	1.2 BAR 17.4 PSI	1/8" BSP	£18.51	€ 20.92



PRESSURE VACUUM GAUGE

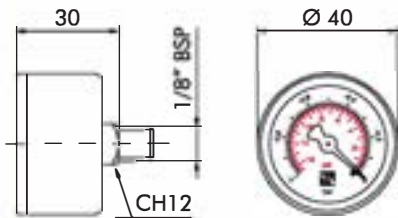
- Housing in black ABS material

Symbol



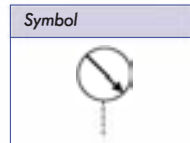
Code	Setting
R7	-1 ÷ 5 bar (black color) - 14,5 ÷ 72,5 psi (red color)

ORDER CODE	DESCRIPTION	SETTING	THREAD	NETT. PRICE	
				£ STERLING	€ EUROS
R7	PRESURE VACUUM GAUGE	-1 TO 5BAR (BLACK) 14.5 TO 72.5 PSI (RED)	1/8" BSP	£5.17	€ 5.84



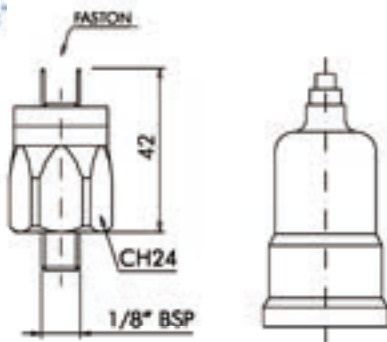
VACUUM GAUGE

Housing in black ABS material



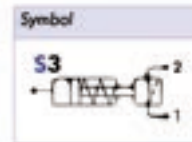
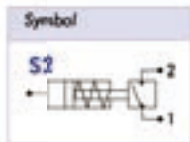
Code	Setting
S1	0 ÷ -1 bar (black color) 0 ÷ -14,5 psi (red color)

ORDER CODE	DESCRIPTION	SETTING	THREAD	NETT. PRICE	
				£ STERLING	€ EUROS
S1	VACUUM GAUGE	0 TO -1 BAR (BLACK) 0 TO 114.5 PSI (RED)	1/8" BSP	£6.08	€ 6.87



VACUUM SWITCH

- Current: 0,5 A resistive/ 0,2 A inductive
- Max voltage: 250V AC
- Cap: PVC

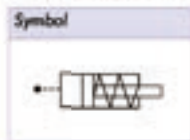


Code	Setting	Contact
S2	-0,2 bar (-2,9 psi)	N.A. O.C.
S3	-0,2 bar (-2,9 psi)	N.C. C.C.

ORDER CODE	DESCRIPTION	SETTING	THREAD	NETT. PRICE	
				£ STERLING	€ EUROS
S2	VACUUM SWITCH	-0.2 BAR (2.9 PSI) N.A O.C	1/8" BSP	£21.36	€ 24.14
S3	VACUUM SWITCH	-0.2 BAR -2.9 PSI N.C C.C	1/8" BSP	£18.06	€ 20.41



VACUUM SWITCH VIEW



Code	Setting
S4	-0,3 bar / -4,35 psi

ORDER CODE	DESCRIPTION	SETTING	THREAD	NETT. PRICE	
				£ STERLING	€ EUROS
S4	VACUUM SWITCH VIEW	-0.3 BAR -4.35PSI	1/8" BSP	£10.21	€ 11.54



VACUUM GAUGE

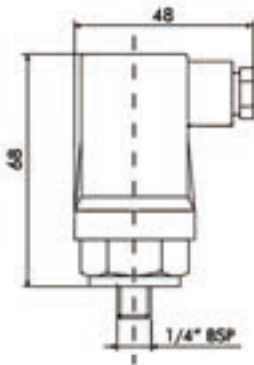
Housing in black ABS material

Symbol



Code	Setting
S5	0 +- 1 bar (black color) 0 +- 14,5 psi (red color)

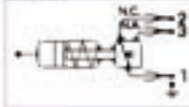
ORDER CODE	DESCRIPTION	SETTING	THREAD	NETT. PRICE	
				£ STERLING	€ EUROS
S5	VACUUM GAUGE	0 TO -1 BAR (BLACK) 0 TO -14.5 PSI (RED)	1/4" BSP	£3.27	€ 3.70



VACUUM SWITCH

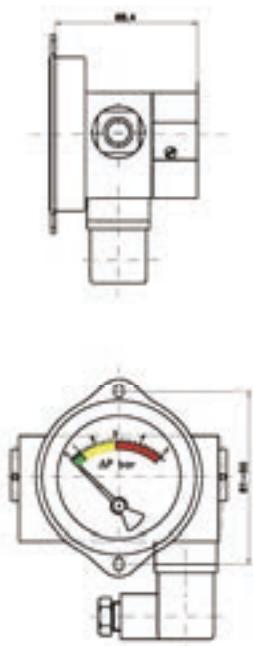
- Current: 5 A resistive
- Max voltage: 250V AC
- Protection: IP65 as per DIN 40050

Symbol



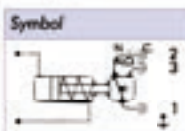
Code	Setting
S6	-0,2 bar (-2,9 psi)

ORDER CODE	DESCRIPTION	SETTING	THREAD	NETT. PRICE	
				£ STERLING	€ EUROS
S6	VACUUM SWITCH	-0.2 BAR -2.9 PSI	1/4" BSP	£48.99	€ 55.36



DIFFERENTIAL ELECTRIC VISUAL SWITCH

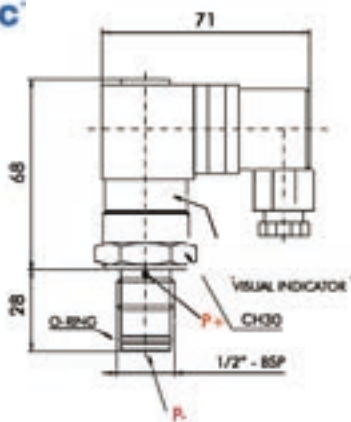
- Visual indicator:
- 0+1 bar (14,5 psi) green
 - 1+3 bar (43,5 psi) yellow
 - 3+5 bar (72,5 psi) red



Code	Setting
Z10*	2 bar (29 psi)

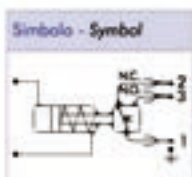
For other information please contact our technical department.
Recommended for oil filters.

ORDER CODE	DESCRIPTION	SETTING	THREAD	NETT. PRICE
				£ STERLING € EUROS
Z10	DIFFERENTIAL ELECTRIC VISUAL SWITCH	2 BAR 29 PSI		£621.00 € 701.73



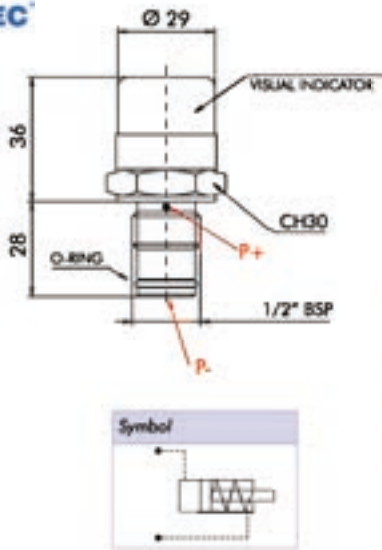
DIFFERENTIAL ELECTRIC VISUAL SWITCH

- Visual indicator:
 - GREEN: clean element
 - RED: dirty element
- Electrig plug connection as per DIN 43650
- Protection: IP65 secondo DIN 40050
- Max current: 5A resistive 3A inductive
- Max voltage: 250V AC - 30V DC



Code	Setting
Z25	2 bar (29 psi)
Z27	5 bar (72,5 psi)
Z29	8 bar (116 psi)

ORDER CODE	DESCRIPTION	SETTING	THREAD	NETT. PRICE
				£ STERLING € EUROS
Z25	DIFFERENTIAL ELECTRIC VISUAL SWITCH	2 BAR 29 PSI	1/2" BSP	£34.84 € 39.37
Z27	DIFFERENTIAL ELECTRIC VISUAL SWITCH	5 BAR 72.5 PSI	1/2" BSP	£34.84 € 39.37
Z29	DIFFERENTIAL ELECTRIC VISUAL SWITCH	8 BAR 116 PSI	1/2" BSP	£34.84 € 39.37

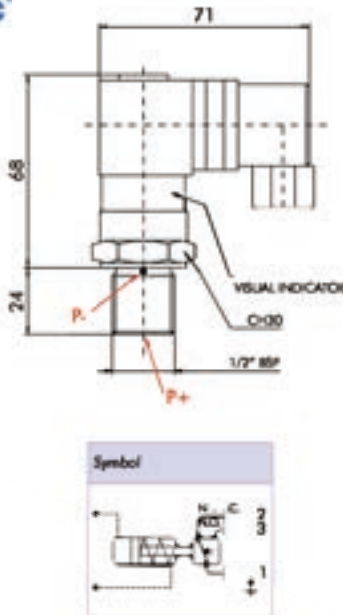


DIFFERENTIAL VISUAL SWITCH

- Visual indicator:
- GREEN: clean element
 - RED: dirty element

Code	Setting
Z24	2 bar (29 psi)
Z26	5 bar (72.5 psi)
Z28	8 bar (116 psi)

ORDER CODE	DESCRIPTION	SETTING	THREAD	NETT. PRICE	
				£ STERLING	€ EUROS
Z24	DIFFERENTIAL VISUAL SWITCH	2 BAR 29 PSI	1/2" BSP	£25.32	€ 28.61
Z26	DIFFERENTIAL VISUAL SWITCH	5 BAR 72.5 PSI	1/2" BSP	£25.32	€ 28.61
Z28	DIFFERENTIAL VISUAL SWITCH	8 BAR 116 PSI	1/2" BSP	£25.32	€ 28.61

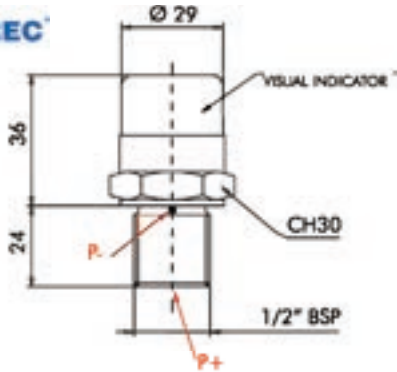


DIFFERENTIAL ELECTRIC VISUAL SWITCH

- Visual indicator:
- GREEN: clean element
 - RED: dirty element
 - Electrig plug connection as per DIN 43650
 - Protection: IP65 secondo DIN 40050
 - Max current: 5A resistive 5A inductive
 - Max voltage: 250V AC - 30V DC

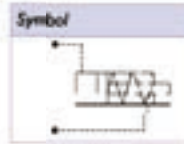
Code	Setting
Z4	5 bar (72.5 psi)
Z6	8 bar (116 psi)

ORDER CODE	DESCRIPTION	SETTING	THREAD	NETT. PRICE	
				£ STERLING	€ EUROS
Z4	DIFFERENTIAL ELECTRICAL VISUAL SWITCH	5 BAR 72.5 PSI	1/2" BSP	£34.02	€ 38.44
Z6	DIFFERENTIAL ELECTRICAL VISUAL SWITCH	8 BAR 116 PSI	1/2" BSP	£34.02	€ 38.44



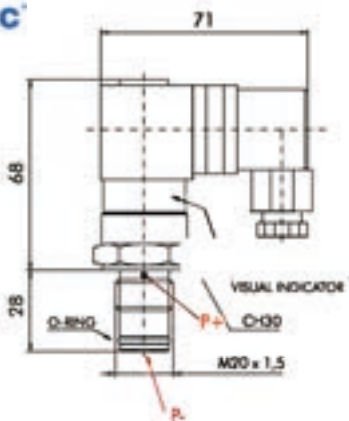
DIFFERENTIAL VISUAL SWITCH

- Visual indicator:
 - GREEN: clean element
 - RED: dirty element



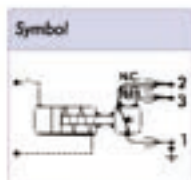
Code	Setting
Z3	5 bar (72.5 psi)
Z5	8 bar (116 psi)

ORDER CODE	DESCRIPTION	SETTING	THREAD	NETT. PRICE	
				£ STERLING	€ EUROS
Z3	DIFFERENTIAL VISUAL SWITCH	5 BAR 72.5 PSI	1/2" BSP	£25.97	€ 29.35
Z5	DIFFERENTIAL VISUAL SWITCH	8 BAR 116 PSI	1/2" BSP	£24.49	€ 27.67



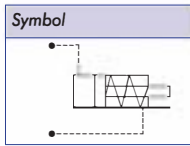
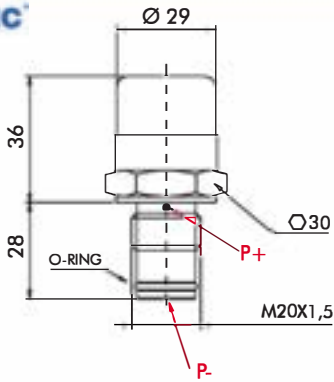
DIFFERENTIAL ELECTRIC VISUAL SWITCH

- Visual indicator:
 -GREEN: clean element
 -RED: dirty element
- Electric plug connection as per DIN 43650
- Protection: IP65 secondo DIN 40050
- Max current: 5A resistive 5A inductive
- Max voltage: 250V AC - 30V DC



Code	Setting
Z2	1,3 bar (18,85 psi)
Z13	5 bar (72,5 psi)
Z18	8 bar (116 psi)

ORDER CODE	DESCRIPTION	SETTING	THREAD	NETT. PRICE	
				£ STERLING	€ EUROS
Z2	DIFFERENTIAL ELECTRICAL VISUAL SWITCH	1.3 BAR 18.85 PSI	M20 X 1.5	£34.84	€ 39.37
Z13	DIFFERENTIAL ELECTRIC VISUAL SWITCH	5 BAR 72.5 PSI	M20 x 1.5	£34.84	€ 39.37
Z18	DIFFERENTIAL ELECTRIC VISUAL SWITCH	8 BAR 116 PSI	M20 x 1.5	£34.02	€ 38.44

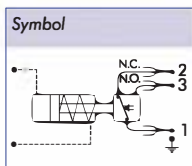
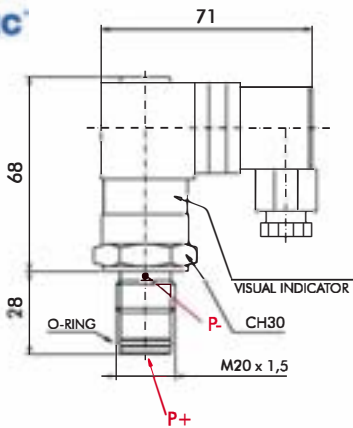


DIFFERENTIAL VISUAL SWITCH

- Visual indicator:
- GREEN: clean element
 - RED: dirty element

Code	Setting
Z1	1,3 bar (18,85 psi)
Z12	5 bar (72,5 psi)
Z17	8 bar (116 psi)

ORDER CODE	DESCRIPTION	SETTING	THREAD	NETT. PRICE	
				£ STERLING	€ EUROS
Z1	DIFFERENTIAL VISUAL SWITCH	1.3 BAR 18.85 PSI	M20 X 1.5	£25.32	€ 28.61
Z12	DIFFERENTIAL VISUAL SWITCH	5 BAR 72.5 PSI	M20 x 1.5	£25.32	€ 28.61
Z17	DIFFERENTIAL VISUAL SWITCH	8 BAR 116 PSI	M20 x 1.5	£25.32	€ 28.61

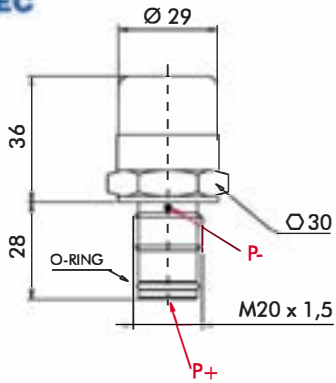


DIFFERENTIAL ELECTRIC VISUAL SWITCH

- Visual indicator:
- GREEN: clean element
 - RED: dirty element
- Electrig plug connection as per DIN 43650
 - Protection: IP65 secondo DIN 40050
 - Max current: 5A resistive 5A inductive
 - Max voltage: 250V AC - 30V DC

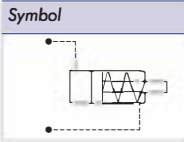
Code	Setting
Z16	1,3 bar (18,85 psi)
Z31	5 bar (72,5 psi)
Z33	8 bar (116 psi)
Z38	2,7 bar (40 psi)

ORDER CODE	DESCRIPTION	SETTING	THREAD	NETT. PRICE	
				£ STERLING	€ EUROS
Z16	DIFFERENTIAL ELECTRIC VISUAL SWITCH	1.3 BAR 18.85 PSI	M20 x 1.5	£34.84	€ 39.37
Z31	DIFFERENTIAL ELECTRIC VISUAL SWITCH	5 BAR 72.5 PSI	M20 x 1.5	£34.84	€ 39.37
Z33	DIFFERENTIAL ELECTRIC VISUAL SWITCH	8 BAR 116 PSI	M20 x 1.5	£34.84	€ 39.37
Z38	DIFFERENTIAL ELECTRIC VISUAL SWITCH	2.7 BAR 40 PSI	M20 x 1.5	£34.84	€ 39.37



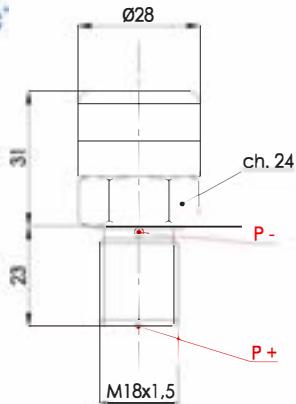
DIFFERENTIAL VISUAL SWITCH

Visual indicator:
 • GREEN: clean element
 • RED: dirty element



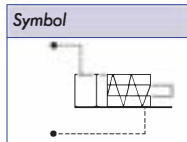
Code	Setting
Z15	1,3 bar (18,85 psi)
Z30	5 bar (72,5 psi)
Z32	8 bar (116 psi)
Z37	2,7 bar (40 psi)

ORDER CODE	DESCRIPTION	SETTING	THREAD	NETT. PRICE	
				£ STERLING	€ EUROS
Z15	DIFFERENTIAL VISUAL SWITCH	1.3 BAR 18.85 PSI	M20 x 1.5	£25.32	€ 28.61
Z30	DIFFERENTIAL VISUAL SWITCH	5 BAR 72.5 PSI	M20 x 1.5	£25.32	€ 28.61
Z32	DIFFERENTIAL VISUAL SWITCH	8 BAR 116 PSI	M20 x 1.5	£25.32	€ 28.61
Z37	DIFFERENTIAL VISUAL SWITCH	2.7 BAR 40 PSI	M20 x 1.5	£25.32	€ 28.61



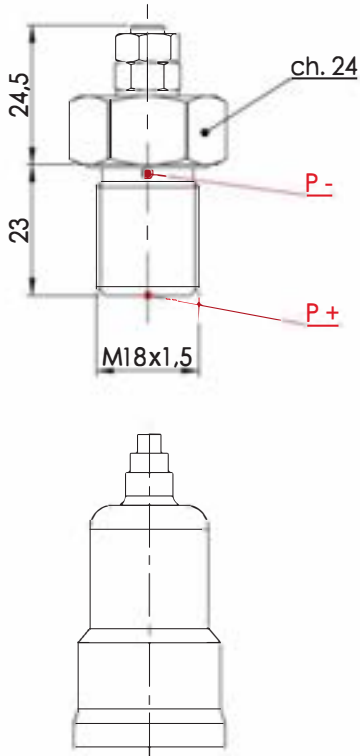
DIFFERENTIAL VISUAL SWITCH

Visual indicator:
 -GREEN: clean element
 -RED: dirty element



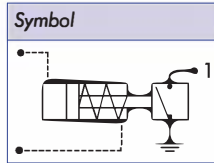
Code	Setting
Z20	1,3 bar (18,85 psi)

ORDER CODE	DESCRIPTION	SETTING	THREAD	NETT. PRICE	
				£ STERLING	€ EUROS
Z20	DIFFERENTIAL VISUAL SWITCH	1.3 BAR 18.85 PSI	M18 x 1.5	£14.16	€ 16.00



DIFFERENTIAL ELECTRIC SWITCH

- Max current: 0,5A resistive / 0,2A inductive
- Max voltage: 30V AC
- Protection: IP64 as per DIN 40050



Code	Setting
Z21	1,3 bar (18,85 psi)

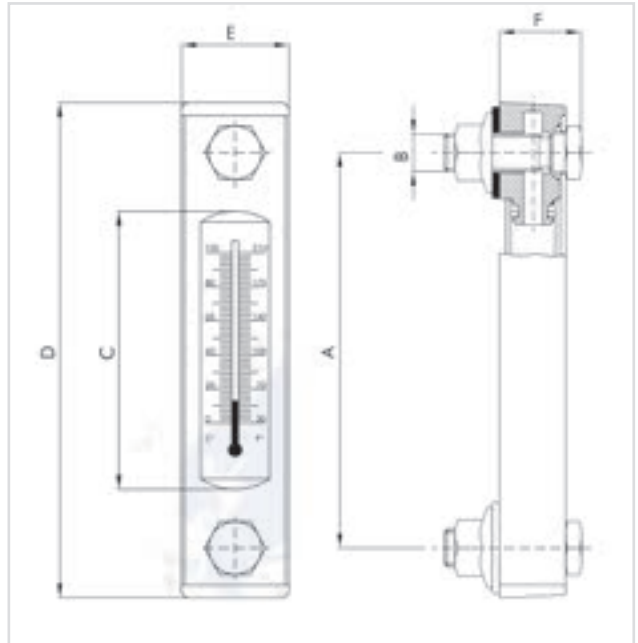
ORDER CODE	DESCRIPTION	SETTING	THREAD	NETT. PRICE	
				£ STERLING	€ EUROS
Z21	DIFFERENTIAL ELECTRIC SWITCH	1.3 BAR 18.85 PSI	M18 x 1.5	£11.71	€ 13.23



SERIE FL - FLUID LEVEL TEMPERATURE GAUGES



www.flowfitonline.com
TECH. DATA SHEET
FA02



Technical Information

Description: Fluid level temperature gauges

Max working pressure: 1 Bar (14.5 psi)

Connection Ports: Metric

Working temperature: -20°C +80°C (-4°F +1 76°F)

Thermometer: Double scale 0°C + 100°C 30°F + 210 °F

Materials:

- Heads: nylon
- Protection: anodized aluminium
- Screws: zinc steel
- Seal: Buna-N compatible as per ISO 2943 with mineral oil (HH-HL-HM-HR-HV-HG) water oil emulsions (HFAE-HFAS)

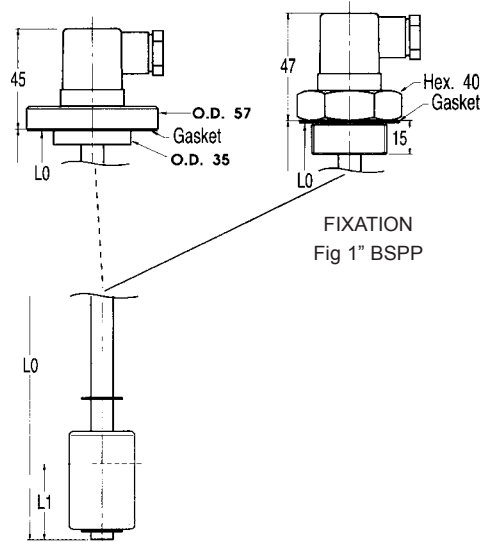
CODE	A	B	C	D	E	F
FL-1	76	M10	35	106	36	30
FL-2	127		86	157	36	30
FL-3	254	M12	213	284	36	30

ORDER CODE	HOLE CENTRES	BOLT THREAD SIZE	NETT. PRICE	
			£ STERLING	€ EUROS
FL1M10	76mm	M10x1.5	£8.39	€ 9.48
FL1M12	76mm	M12x1.75	£8.39	€ 9.48
FL1TM10	76mm	M10x1.5	£8.52	€ 9.63
FL1TM12	76mm	M12x1.75	£9.30	€ 10.51
FL2M10	127mm	M10x1.5	£9.21	€ 10.41
FL2M12	127mm	M12x1.75	£9.21	€ 10.41
FL2TM10	127mm	M10x1.5	£9.80	€ 11.07
FL2TM12	127mm	M12x1.75	£9.80	€ 11.07
FL3M10	254mm	M10x1.5	£14.63	€ 16.53
FL3M12	254mm	M12x1.75	£14.63	€ 16.53
FL3TM10	254mm	M10x1.5	£16.68	€ 18.85
FL3TM12	254mm	M12x1.75	£16.68	€ 18.85

ELECTRIC LEVEL INDICATORS

FLOATING LEVEL GAUGE BSP AND 3 HOLE MOUNT

www.flowfitonline.com
TECH. DATA SHEET
FA03



Tank-top mounted they give an electrical signal when the minimum fluid level is reached. They are always supplied with open contacts.

With just one contact you have both possible electric connections normally open or normally closed.

- Min or min/max level monitoring
- Compatible with mineral oils, oil-water emulsions, diesel and water
- Unsinkable floater
- Electric contact hermetically sealed inside the floater rod
- Flanged or nut type fixation to tank cover

VOLTAGE

All voltages DC/AC up to 240V

MAX CURRENT

220V, 60W, 60VA, A1

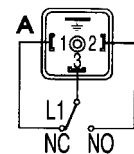
TEMPERATURE RANGE

-10 to +80°C

MAX PRESSURE

12 Bar

Electric connections



ORDER Ψ ST THE ONE AND YOU HAVE ALL THREE FIXING POINTS IN ONE LEVEL GAUGE

PART NUMBER	LENGTH (L0)	NETT. PRICE	
		£ STERLING	€ EUROS
FLG100	100mm	£66.43	€ 75.07
FLG150	150mm	£68.36	€ 77.25
FLG200	200mm	£69.87	€ 78.95
FLG250	250mm	£71.22	€ 80.48
FLG300	300mm	£73.16	€ 82.67
FLG350	350mm	£73.16	€ 82.67
FLG400	400mm	£76.33	€ 86.25
FLG450	450mm	£76.33	€ 86.25
FLG550	500mm	£102.51	€ 115.84

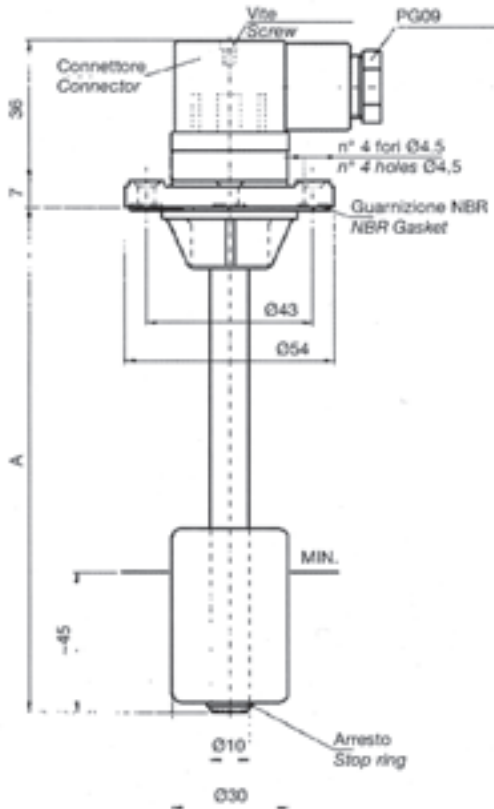
ELECTRIC FLOAT LEVEL SWITCHES 2 HOLE MOUNT

www.flowfitonline.com

TECH. DATA SHEET

FA03

LM1CFPA... LM2CFPA...



Collegamenti elettrici standard
Standard electrical connection

LM1CFPA



Material: Flange in thermoplastic, brass stem, stop rings in bronze, NBR float.

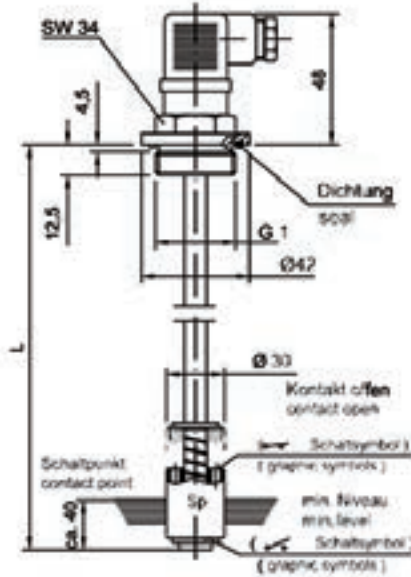
NB: Customized lengths can be supplied on request. Max length 1500mm

Executions also available in accordance with the Directive ATEX 94//9/EC on intrinsic safety equipment with marking II 1/2 G Ex ia IIB T6.

PART NUMBER	LENGTH (A)	NETT. PRICE	
		£ STERLING	€ EUROS
LM1CFPA100	100	£58.58	€ 66.20
LM1CFPA150	150	£60.29	€ 68.13
LM1CFPA200	200	£61.70	€ 69.72
LM1CFPA250	250	£122.91	€ 138.89
LM1CFPA300	300	£64.52	€ 72.91
LM1CFPA350	350	£64.52	€ 72.91
LM1CFPA400	400	£67.32	€ 76.07
LM1CFPA450	450	£67.32	€ 76.07
LM1CFPA500	500	£70.95	€ 80.17

ELECTRIC FLOATING LEVEL GAUGES SERIE NS 1 WITH 1 SWITCH CONTACT

www.flowfitonline.com
TECH. DATA SHEET
FA03



DESCRIPTION

- Electrical level supervision
- Appropriate for mineral oil, diesel and benzine
- 1 switch contact
- Electrical circuit for level, min/max
- Standard version level max = contact open

TECHNICAL DATA

- Stem: Brass
- Float: Nylon
- Max. Temp: 80° C
- Protection: IP 65
- Hysteresis: 2-3 mm
- Max voltage: 250 VAC
- Max switch current: Level 1.3 A
- Power AC/DC Level: 80 W/VA

contact open with max. level



By turning the float the contact is changed to:

max. level - contact closed
min. level contact open



contact closed with min. level

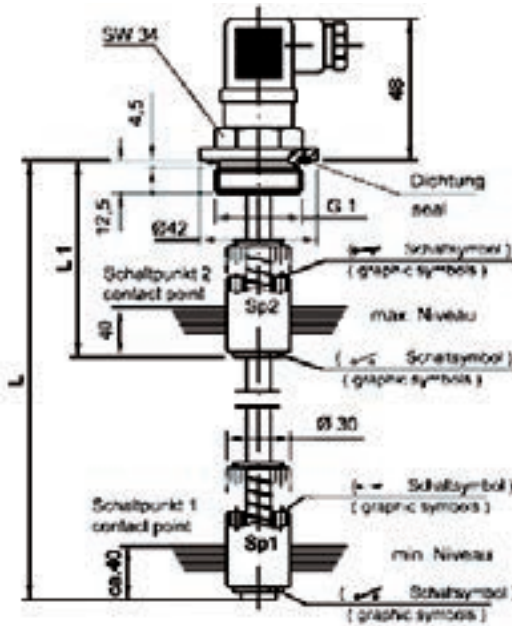


PART NUMBER	TYPE	L	NETT. PRICE	
			£ STERLING	€ EUROS
FLG1420	NS 1-NO/100	100	£57.06	€ 64.48
FLG1422	NS 1-NO/150	150	£54.87	€ 62.00
FLG1424	NS 1-NO/200	200	£58.16	€ 65.72
FLG1426	NS 1-NO/250	250	£61.23	€ 69.19
FLG1428	NS 1-NO/300	300	£61.43	€ 69.42
FLG1430	NS 1-NO/350	350	£61.43	€ 69.42
FLG1432	NS 1-NO/400	400	£63.88	€ 72.18
FLG1434	NS 1-NO/500	500	£66.60	€ 75.26



SERIE NS 2 WITH 2 SWITCH CONTACTS

www.flowfitonline.com
TECH. DATA SHEET
FA03



DESCRIPTION

- Electrical level supervision
- Appropriate for mineral oil, diesel and benzine
- 2 switch contacts
- Electrical circuit for level, min/max
- Standard version level max = contact open

TECHNICAL DATA

- Stem: Brass
- Float: Nylon
- Max. Temp: 80° C
- Protection: IP 65
- Hysteresis: 2-3 mm
- Max voltage: 250 VAC
- Max. Schaltstrom / Max switch current: Level 1.3 A
- Power AC/DC Level: 80 W/VA

Sp 1
contact open with max. level



contact closed with min. level



Sp 2
contact open with max. level



contact closed with min. level



By turning the float the contact is changed to:
max. level - contact closed
min. level contact open

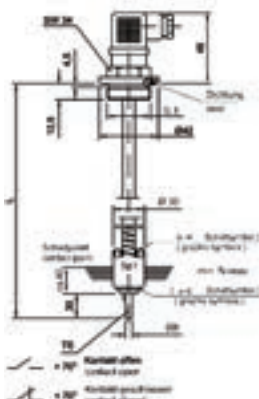


PART NUMBER	TYPE	L	L ₁	NETT. PRICE	
				£ STERLING	€ EUROS
FLG 1457	NS 2-NO/250/105	250	105	£154.45	€ 174.53
FLG1459	NS 2-NO/300/ 105	300	105	£154.45	€ 174.53
FLG1461	NS 2-NO/350/115	350	115	£154.45	€ 174.53
FLG1463	NS 2-NO/400/115	400	115	£160.41	€ 181.26
FLG 1465	NS 2-NO/500/ 125	500	125	£160.41	€ 181.26



SERIE NS 1-TE WITH TEMPERATURE SWITCH

www.flowfitonline.com
TECH. DATA SHEET
FA03



contact open with max. level



contact closed with min. level



By turning the float the contact is changed to:

max. level - contact closed

min. level contact open



DESCRIPTION

- Electrical level supervision
- Appropriate for mineral oil, diesel and benzine
- 1 switch contact
- Electrical circuit for level, min/max
- Standard version level max = contact open

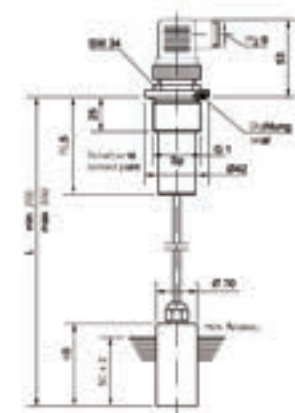
TECHNICAL DATA

- Stem: Brass
- Max. Temp: 80° C
- Hysteresis: 2-3 mm
- Max. Volt / Max voltage: 250 VAC
- Max switch current: Niveau 1,3 A Temperatur 0,5 A
- Power AC/DC Niveau/Level: 80W/VA
- Power AC/DC Temperatur: 1A1A/ A/A

PART NUMBER	TYPE	L	TEMP.	NETT. PRICE	
				£ STERLING	€ EUROS
FLG1502	NS 1-NO/ 150 TE 70° NC	150	70°	£113.84	€ 128.64
FLG1504	NS 1-NO/200 TE 70° NC	200	70°	£113.84	€ 128.64
FLG1505	NS 1-NO/240 TE 70° NC	240	70°	£113.84	€ 128.64
FLG1506	NS 1-NO/ 250 TE 70° NC	250	70°	£113.84	€ 128.64
FLG1508	NS 1-NO/ 300 TE 70° NC	300	70°	£108.43	€ 122.53
FLG1510	NS 1-NO/350 TE 70° NC	350	70°	£94.71	€ 107.02
FLG1512	NS 1-NO/ 400 TE 70°	400	70°	£116.22	€ 131.33
FLG1513	NS 1-NO/450 TE 70° NC	450	70°	£116.22	€ 131.33
FLG1514	NS 1-NO/500 TE 70° NC	500	70°	£115.24	€ 130.22

SERIE NS 1-VR WITH VARIABLE SWITCH CONTACT

www.flowfitonline.com
TECH. DATA SHEET
FA03



DESCRIPTION

- Electrical level supervision
- Appropriate for mineral oil, diesel and benzine
- The indication level can be adjusted between 200-500 mm by cutting the stem of the length required

TECHNICAL DATA

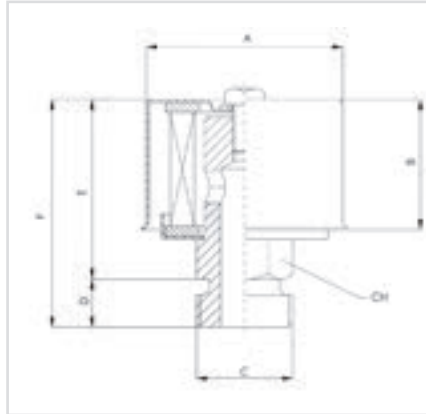
- Stem: Indox nisi 304
- Float: NBR
- Max. Temp: - 15... + 80° C
- Hysteresis: 2-3 mm
- Type of contact: Reed
- Max voltage: 230 VAC
- Max. switch current: Level 1.0 A
- Protection: IP 65
- Power AC/DC Level: 50 W/VA

PART NUMBER	TYPE	NETT. PRICE	
		£ STERLING	€ EUROS
FLG1410	NS 1-VR (200-550 mm)	£119.86	€ 135.44

SERIE FB - 1 AIR BREATHER FILTERS



www.flowfitonline.com
TECH. DATA SHEET
FA04



Technical Information

Description: Thread air breather filters.
Max flow rate: FB1-10 200 l/min. (53 gpm)
 FB1-20 500 l/min. (132 gpm)
 FB1-20 1000 l/min. (264 gpm)

Port Connection: BSP — Metric
Materials: Zinc Steel

CODE	A	B	V	D	E	F	CH
FB-1-10	48	32	B1	9	45	54	14
	48	32	B2	9	45	54	19
	48	32	M12	9	45	54	14
	48	32	M16	9	45	54	19
	48	32	M18	9	45	54	19
FB-1-20	48	32	M22	10	45	55	24
	67	50	B3	10	59	69	27
	67	50	B4	10	59	69	27
FB-1-30	67	50	M16	10	59	69	27
FB-1-30	108	61	B5	15	76	91	34

ORDER CODE	THREAD	LENGTH	O/D	MICRON	AIRFLOW	NETT. PRICE	
						£ STERLING	€ EUROS
FB110B1C05	1/4" BSP	54mm	48mm	5 MICRON	200 L/MIN	£7.55	€ 8.53
FB110B1C10	1/4" BSP	54mm	48mm	10 MICRON	200 L/MIN	£7.55	€ 8.53
FB110B1C40	1/4" BSP	54mm	48mm	40 MICRON	200 L/MIN	£7.83	€ 8.85
FB110B2C05	3/8" BSP	54mm	48mm	5 MICRON	200 L/MIN	£8.16	€ 9.22
FB110B2C10	3/8" BSP	54mm	48mm	10 MICRON	200 L/MIN	£8.16	€ 9.22
FB110B2C40	3/8" BSP	54mm	48mm	40 MICRON	200 L/MIN	£8.51	€ 9.62
FB120B3C05	1/2" BSP	69mm	67mm	5 MICRON	500 L/MIN	£11.18	€ 12.63
FB120B3C10	1/2" BSP	69mm	67mm	10 MICRON	500 L/MIN	£10.55	€ 11.92
FB120B3C40	1/2" BSP	69mm	67mm	40 MICRON	500 L/MIN	£10.89	€ 12.31
FB120B4C05	3/4" BSP	69mm	67mm	5 MICRON	500 L/MIN	£15.49	€ 17.50
FB120B4C10	3/4" BSP	69mm	67mm	10 MICRON	500 L/MIN	£16.42	€ 18.55
FB120B4C40	3/4" BSP	69mm	67mm	40 MICRON	500 L/MIN	£15.82	€ 17.88
FB130B5C05	1" BSP	91mm	108mm	5 MICRON	1000 L/MIN	£14.63	€ 16.53
FB130B5C10	1" BSP	91mm	108mm	10 MICRON	1000 L/MIN	£14.63	€ 16.53
FB130B5C40	1" BSP	91mm	108mm	40 MICRON	1000 L/MIN	£16.02	€ 18.10

SERIE FT FILLER BREATHER FILTERS



www.flowfitonline.com
TECH. DATA SHEET
FA05



Technical Information

Description: Filler breathers filters

Filter media: Cellulose 10, 40p

Max flow rate: •FT-5 200 l/min (53 gpm)
 •FT-7 and FT-8 500 l/min (132 gpm)

Basket: 500p

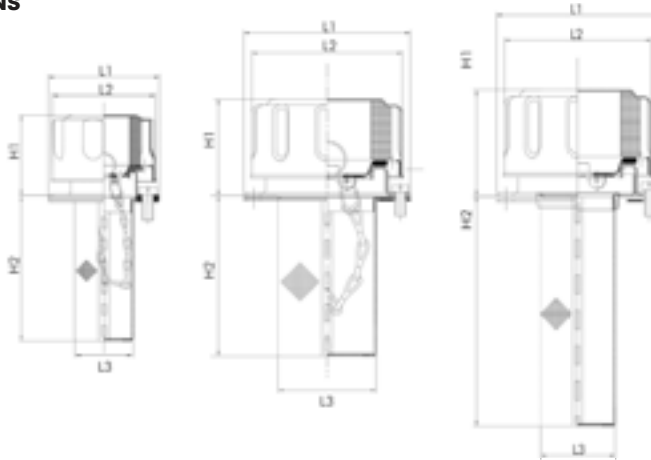
Chain: FT-8-../1 and FT-8-../2 are equipped with a connection chain between cap and flange.

Materials: •Cap: chrome plated steel
 •Basket: zinc steel
 •Flange: zinc steel
 •Gasket: cork

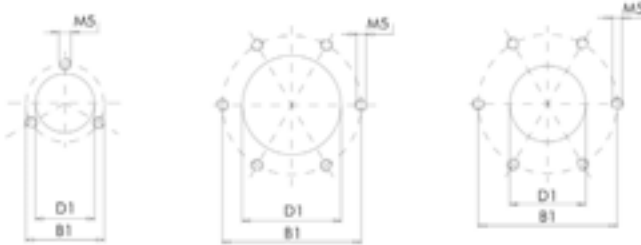
CODE	B1	D1	H1	H2	L1	L2	L3	AIR FLOW RATE L/MIN DP 0.015 BARG	
								F03	F10
FT5	41	31	37	67	52	48	27.5	200	250
FT8 S8				80					
FT8 S15	71+73	52	50	150	83	75	50	450	550
FT8S10		40		105			38		
FT8 W10	40	50	105	---	83	75	38	200	250
FT8 T13	62			130	60			450	550

CODE	A	H1	H2	L1	M	AIR FLOW RATE L/MIN DP 0.015 BARG	
						F03	F10
FT6B. 1	1/4" BSP	27	31	48	22	250	250
FT6B. 2	3/8" BSP						
FT7B. 3	1/2" BSP	27	35.5	75	27	450	550
FT7B. 4	3/4" BSP						

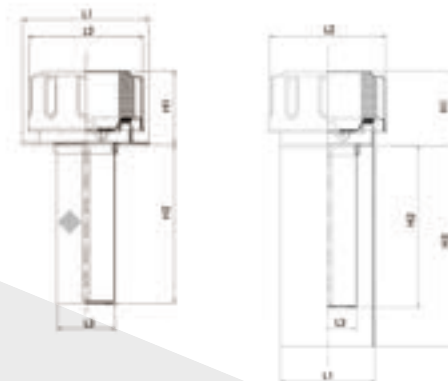
OVERALL DIMENSIONS



TANK HOLE DIMENSIONS



OVERALL DIMENSIONS



TANK HOLE DIMENSIONS





STANDARD AND PRESSURISED FILLER BREATHERS



STANDARD AND PRESSURISED FILLER LOCKABLE

ORDER CODE	OUTER DIAMETER	TOTAL LENGTH	WIDTH OF BASKET	LENGTH OF BASKET	MOUNTING	AIR RATING INNER ELEMENT	PRESSURISED RATING	NETT. PRICE	
								£ STERLING	€ EUROS
STANDARD FILLER BREATHERS									
FT5F03B	52mm	104mm	27.5mm	67mm	FT5 Only	3 Micron	No Pressure Valve	£7.95	€ 8.98
FT5F10B	52mm	104mm	27.5mm	67mm	FT5 Only	10 Micron	No Pressure Valve	£7.95	€ 8.98
FT8F03BS0800	83mm	130mm	50mm	80mm	Flange & Basket	3 Micron	No Pressure Valve	£8.95	€ 10.11
FT8F03BS1500	83mm	200mm	50mm	150mm	Flange & Basket	3 Micron	No Pressure Valve	£8.91	€ 10.07
FT8F03BS1000	83mm	155mm	38mm	105mm	Flange & Removable Basket	3 Micron	No Pressure Valve	£7.40	€ 8.36
FT8F03BW1000	83mm	155mm	38mm	105mm	Welding Flange	3 Micron	No Pressure Valve	£8.25	€ 9.32
FT8F03BT1300	60mm	155mm	38mm	105mm	With Antisplash Tube	3 Micron	No Pressure Valve	£28.77	€ 32.51
FT8F10BS0800	83mm	130mm	50mm	80mm	Flange & Basket	10 Micron	No Pressure Valve	£8.95	€ 10.11
FT8F10BS1500	83mm	200mm	50mm	150mm	Flange & Basket	10 Micron	No Pressure Valve	£8.37	€ 9.46
FT8F10BS1000	83mm	155mm	38mm	105mm	Flange & Removable Basket	10 Micron	No Pressure Valve	£7.59	€ 8.58
FT8F10BW1000	83mm	155mm	38mm	105mm	Welding Flange	10 Micron	No Pressure Valve	£7.94	€ 8.97
FT8F10BT1300	60mm	155mm	38mm	105mm	With Antisplash Tube	10 Micron	No Pressure Valve	£27.90	€ 31.53
STANDARD LOCKABLE FILLER BREATHERS									
FT8F03BS080L	83mm	130mm	50mm	80mm	Flange & Basket	3 Micron	No Pressure Valve	£13.60	€ 15.37
FT8F03BS150L	83mm	200mm	50mm	150mm	Flange & Basket	3 Micron	No Pressure Valve	£14.14	€ 15.98
FT8F03BS100L	83mm	155mm	38mm	105mm	Flange & Removable Basket	3 Micron	No Pressure Valve	£12.63	€ 14.27
FT8F03BW100L	83mm	155mm	38mm	105mm	Welding Flange	3 Micron	No Pressure Valve	£13.48	€ 15.23
FT8F10BS080L	83mm	130mm	50mm	80mm	Flange & Basket	10 Micron	No Pressure Valve	£12.87	€ 14.54
FT8F10BS150L	83mm	200mm	50mm	150mm	Flange & Basket	10 Micron	No Pressure Valve	£13.60	€ 15.37
FT8F10BS100L	83mm	155mm	38mm	105mm	Flange & Removable Basket	10 Micron	No Pressure Valve	£12.82	€ 14.49
FT8F10BW100L	83mm	155mm	38mm	105mm	Welding Flange	10 Micron	No Pressure Valve	£13.17	€ 14.88
PRESSURISED FILLER BREATHERS									
FT8F03BS0810	83mm	130mm	50mm	80mm	Flange & Basket	3 Micron	0.35 Bar / 5 PSI	£22.01	€ 24.87
FT8F03BS1510	83mm	200mm	50mm	150mm	Flange & Basket	3 Micron	0.35 Bar / 5 PSI	£22.55	€ 25.48
FT8F03BS1010	83mm	155mm	38mm	105mm	Flange & Removable Basket	3 Micron	0.35 Bar / 5 PSI	£21.03	€ 23.76
FT8F03BW1010	83mm	155mm	38mm	105mm	Welding Flange	3 Micron	0.35 Bar / 5 PSI	£21.89	€ 24.74
FT8F03BT1310	60mm	155mm	38mm	105mm	With Antisplash Tube	3 Micron	0.35 Bar / 5 PSI	£42.41	€ 47.92
FT8F10BS0810	83mm	130mm	50mm	80mm	Flange & Basket	10 Micron	0.35 Bar / 5 PSI	£21.28	€ 24.05
FT8F10BS1510	83mm	200mm	50mm	150mm	Flange & Basket	10 Micron	0.35 Bar / 5 PSI	£22.01	€ 24.87
FT8F10BS1010	83mm	155mm	38mm	105mm	Flange & Removable Basket	10 Micron	0.35 Bar / 5 PSI	£21.22	€ 23.98
FT8F10BW1010	83mm	155mm	38mm	105mm	Welding Flange	10 Micron	0.35 Bar / 5 PSI	£21.57	€ 24.37
FT8F10BT1310	60mm	155mm	38mm	105mm	With Antisplash Tube	10 Micron	0.35 Bar / 5 PSI	£41.54	€ 46.94
FT8F03BS0820	83mm	130mm	50mm	80mm	Flange & Basket	3 Micron	0.75 Bar / 10.8 PSI	£22.01	€ 24.87
FT8F03BS1520	83mm	200mm	50mm	150mm	Flange & Basket	3 Micron	0.75 Bar / 10.8 PSI	£22.55	€ 25.48
FT8F03BS1020	83mm	155mm	38mm	105mm	Flange & Removable Basket	3 Micron	0.75 Bar / 10.8 PSI	£21.03	€ 23.76
FT8F03BW1020	83mm	155mm	38mm	105mm	Welding Flange	3 Micron	0.75 Bar / 10.8 PSI	£21.89	€ 24.74
FT8F03BT1320	60mm	155mm	38mm	105mm	With Antisplash Tube	3 Micron	0.75 Bar / 10.8 PSI	£42.41	€ 47.92
FT8F10BS0820	83mm	130mm	50mm	80mm	Flange & Basket	10 Micron	0.75 Bar / 10.8 PSI	£21.28	€ 24.05



ORDER CODE	OUTER DIAMETER	TOTAL LENGTH	WIDTH OF BASKET	LENGTH OF BASKET	MOUNTING	AIR RATING INNER ELEMENT	PRESSURISED RATING	NETT. PRICE	
PRESSURISED FILLER BREATHERS CONT.								£ STERLING	€ EUROS
FT8F10BS1520	83mm	200mm	50mm	150mm	Flange & Basket	10 Micron	0.75 Bar / 10.8 PSI	£22.01	€ 24.87
FT8F10BS1020	83mm	155mm	38mm	105mm	Flange & Removable Basket	10 Micron	0.75 Bar / 10.8 PSI	£21.22	€ 23.98
FT8F10BW1020	83mm	155mm	38mm	105mm	Welding Flange	10 Micron	0.75 Bar / 10.8 PSI	£21.57	€ 24.37
FT8F10BT1320	60mm	155mm	38mm	105mm	With Antisplash Tube	10 Micron	0.75 Bar / 10.8 PSI	£41.54	€ 46.94
PRESSURISED LOCKABLE FILLER BREATHERS									
FT8F03BS081L	83mm	130mm	50mm	80mm	Flange & Basket	3 Micron	0.35 Bar / 5 PSI	£27.24	€ 30.78
FT8F03BS151L	83mm	200mm	50mm	150mm	Flange & Basket	3 Micron	0.35 Bar / 5 PSI	£27.78	€ 31.39
FT8F03BS101L	83mm	155mm	38mm	105mm	Flange & Removable Basket	3 Micron	0.35 Bar / 5 PSI	£26.26	€ 29.67
FT8F03BW101L	83mm	155mm	38mm	105mm	Welding Flange	3 Micron	0.35 Bar / 5 PSI	£27.12	€ 30.65
FT8F10BS081L	83mm	130mm	50mm	80mm	Flange & Basket	10 Micron	0.35 Bar / 5 PSI	£26.51	€ 29.96
FT8F10BS151L	83mm	200mm	50mm	150mm	Flange & Basket	10 Micron	0.35 Bar / 5 PSI	£27.24	€ 30.78
FT8F10BS101L	83mm	155mm	38mm	105mm	Flange & Removable Basket	10 Micron	0.35 Bar / 5 PSI	£26.45	€ 29.89
FT8F10BW101L	83mm	155mm	38mm	105mm	Welding Flange	10 Micron	0.35 Bar / 5 PSI	£26.80	€ 30.28
FT8F03BS082L	83mm	130mm	50mm	80mm	Flange & Basket	3 Micron	0.75 Bar / 10.8 PSI	£27.24	€ 30.78
FT8F03BS152L	83mm	200mm	50mm	150mm	Flange & Basket	3 Micron	0.75 Bar / 10.8 PSI	£27.78	€ 31.39
FT8F03BS102L	83mm	155mm	38mm	105mm	Flange & Removable Basket	3 Micron	0.75 Bar / 10.8 PSI	£26.26	€ 29.67
FT8F03BW102L	83mm	155mm	38mm	105mm	Welding Flange	3 Micron	0.75 Bar / 10.8 PSI	£27.12	€ 30.65
FT8F10BS082L	83mm	130mm	50mm	80mm	Flange & Basket	10 Micron	0.75 Bar / 10.8 PSI	£26.51	€ 29.96
FT8F10BS152L	83mm	200mm	50mm	150mm	Flange & Basket	10 Micron	0.75 Bar / 10.8 PSI	£27.24	€ 30.78
FT8F10BS102L	83mm	155mm	38mm	105mm	Flange & Removable Basket	10 Micron	0.75 Bar / 10.8 PSI	£26.45	€ 29.89
FT8F10BW102L	83mm	155mm	38mm	105mm	Welding Flange	10 Micron	0.75 Bar / 10.8 PSI	£26.80	€ 30.28



ORDER CODE	CAP WIDTH	TOTAL LENGTH	CONNECTION	AIR RATING INNER ELEMENT	PRESSURISED RATING	NETT. PRICE	
THREADED FILLER BREATHERS (CAP ONLY)						£ STERLING	€ EUROS
FT6F03B10	48mm	58mm	1/4" BSP	3 Micron	No Pressure Valve	£7.45	€ 8.42
FT6F03B20	48mm	58mm	3/8" BSP	3 Micron	No Pressure Valve	£7.45	€ 8.42
FT6F10B10	48mm	58mm	1/4" BSP	10 Micron	No Pressure Valve	£7.45	€ 8.42
FT6F10B20	48mm	58mm	3/8" BSP	10 Micron	No Pressure Valve	£7.45	€ 8.42
FT7F03B30	75mm	62.5mm	1/2" BSP	3 Micron	No Pressure Valve	£7.27	€ 8.22
FT7F03B40	75mm	62.5mm	3/4" BSP	3 Micron	No Pressure Valve	£7.27	€ 8.22
FT7F10B30	75mm	62.5mm	1/2" BSP	10 Micron	No Pressure Valve	£7.27	€ 8.22
FT7F10B40	75mm	62.5mm	3/4" BSP	10 Micron	No Pressure Valve	£7.27	€ 8.22
PRESSURISED THREADED FILLER BREATHERS (CAP ONLY)							
FT7F03B31	75mm	62.5mm	1/2" BSP	3 Micron	0.35 Bar / 5 PSI	£16.69	€ 18.86
FT7F03B41	75mm	62.5mm	3/4" BSP	3 Micron	0.35 Bar / 5 PSI	£16.69	€ 18.86
FT7F10B31	75mm	62.5mm	1/2" BSP	10 Micron	0.35 Bar / 5 PSI	£16.69	€ 18.86
FT7F10B41	75mm	62.5mm	3/4" BSP	10 Micron	0.35 Bar / 5 PSI	£16.69	€ 18.86
FT7F03B32	75mm	62.5mm	1/2" BSP	3 Micron	0.75 Bar / 10.8 PSI	£16.69	€ 18.86
FT7F03B42	75mm	62.5mm	3/4" BSP	3 Micron	0.75 Bar / 10.8 PSI	£16.69	€ 18.86
FT7F10B32	75mm	62.5mm	1/2" BSP	10 Micron	0.75 Bar / 10.8 PSI	£16.69	€ 18.86
FT7F10B42	75mm	62.5mm	3/4" BSP	10 Micron	0.75 Bar / 10.8 PSI	£16.69	€ 18.86

SIGHT GLASSES, PLUGS AND BREATHERS

OIL LEVEL SIGHT GLASSES (METAL)

FK



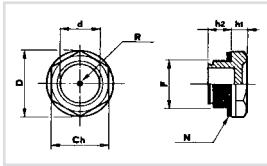
- Aluminium threaded with glass face
- Max temp. 150°c
- Max pressure 3 Bar
- Knob type • Nitrile seals

www.flowfitonline.com
TECH. DATA SHEET
FA06

ORDER NO.	THREAD BSP	WIDTH MM	NETT. PRICE	
			£ STERLING	€ EUROS
FK14	1/4"	19	£2.45	€ 2.77
FK38	3/8"	22.5	£3.03	€ 3.42
FK12	1/2"	27	£4.33	€ 4.89
FK34	3/4"	32	£6.53	€ 7.38
FK10	1"	38	£6.96	€ 7.86
FK114	1 1/4"	48	£13.35	€ 15.09
FK112R	1 1/2"	55	£7.25	€ 8.19
FK20R	2"	76	£79.86	€ 90.24

OIL LEVEL SIGHT GLASS (PLASTIC)

SLNS - THREADED OIL LEVEL INDICATORS

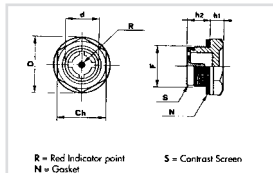


- Threaded Oil Level indicator, hex head with shoulder. Utilised in oiltanks, gearboxes and general machinery.
- This threaded level indicator allows a pressure of 3 bar.
- Asbestos free flat gasket. (available in NBR 70 shore on request)
- Manufactured from high density Polyamide resin, which offers high mechanical resistance and withstands oil, gasoline, fuel and most solvents.

www.flowfitonline.com
TECH. DATA SHEET
FA06

ORDER NO.	CH	F	D	D	H1	H2	NM	NETT. PRICE	
								£ STERLING	€ EUROS
SLNS14	17	1/4" BSP	20	15	7	8	6	£1.65	€ 1.86
SLN38	18	3/8" BSP	22	14	6.5	10.5	8	£1.97	€ 2.23
SLNS12	24	1/2" BSP	28	16	8	11	12	£1.93	€ 2.18
SLNS34	30	3/4" BSP	35	21	8	12	16	£2.64	€ 2.98
SLNS1	35	1" BSP	43	32	11	12	24	£3.66	€ 4.14
SLNS114	42	1 1/4" BSP	51	33	10	16		£7.52	€ 8.50
SLNS112	50	1 1/2" BSP	58	40	10	20		£9.46	€ 10.69
SLNS2	64	2" BSP	74	48	12	20		£6.72	€ 7.59

SLNT - THREADED OIL LEVEL INDICATORS WITH CONTRAST SCREEN FOR CLEARER INDICATION OF THE OIL LEVEL

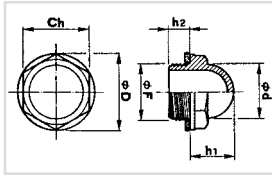


www.flowfitonline.com
TECH. DATA SHEET
FA06

ORDER NO.	CH	F	D	D	H1	H2	NM	NETT. PRICE	
								£ STERLING	€ EUROS
SLNT38	18	3/8" BSP	22	14	6.5	10.5	8	£2.28	€ 2.58
SLNT12	24	1/2" BSP	28	16	8	11	12	£1.91	€ 2.16
SLNT34	30	3/4" BSP	35	21	8	12	16	£3.49	€ 3.94
SLNT1	35	1" BSP	43	32	11	12	24	£4.77	€ 5.39
SLNT114	42	1 1/4" BSP	51	33	10	16		£4.02	€ 4.54
SLNT112	50	1 1/2" BSP	58	40	10	20		£4.91	€ 5.55
SLNT2	64	2" BSP	74	48	12	20		£6.62	€ 7.48

LSB - OIL LEVEL INDICATOR IN TRANSPARENT THERMO PLASTIC SCREEN FOR CLEARER INDICATION OF THE OIL LEVEL

www.flowfitonline.com
TECH. DATA SHEET
FA06



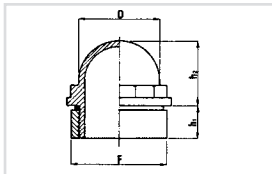
- Dome shaped Level Indicator, transparent, with incorporated hex, which enables to read Oil level an angle.
- Material is transparent Polyimide resin, which resists most chemicals, oil, gasoline, fuel and a variety of solvents.
- Maximum operating temperature: 100°C.
- Flat asbestos free, oil resistant seal.
- Nm = Applicable maximum tightening torque.

ORDER NO.	THREAD BSP.	CH	D	D	H1	H2	NM	NETT. PRICE	
								£ STERLING	€ EUROS
LSB38	3/8"	19	22	15	16	10	8	£2.18	€ 2.46
LSB12	1/2"	24	28	20	17	10	12	£2.46	€ 2.78
LSB34	3/4"	30	35	25	20	10	16	£3.36	€ 3.80
LSB1	1"	36	42	31	24	10.5	18	£4.59	€ 5.19

CF2

CF - DOME SHAPED THREADED OIL LEVEL INDICATOR GF - STEEL MOUNTING FLANGE

www.flowfitonline.com
TECH. DATA SHEET
FA06



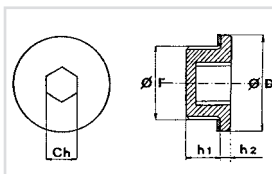
- Transparent halfball shaped level indicator, available with 2" and 3" threaded weld-on steel flanges.
- Made from Thermo Polycarbonate for optimal shock resistance and ensuring unbreakability.
- Product is utilised on truck/tankers and larger reservoirs containing liquids.

ORDER NO.	THREAD BSP	D	H1	H2	NETT. PRICE	
					£ STERLING	€ EUROS
CF2	2"	59	22	32	£4.96	€ 5.60
CF3	3"	85	32	63	£13.24	€ 14.96
GF2	2"	70	20		£17.77	€ 20.08
GF3	3"	102	30		£22.35	€ 25.26

TCNB

LOW PROFILE PLUGS

www.flowfitonline.com
TECH. DATA SHEET
FA06

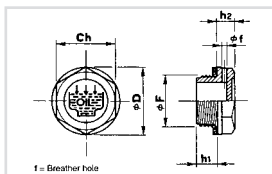


- Socket style low profile threaded plug.
- This low profile plug is made from reinforced Thermoplastic and provides an excellent mechanical resistance at both low and higher temperatures. (Max. 110°C.)
- Flat asbestos free seal
- For tightening torques (Nm) see table below.
- Special plugs in Polyimide IXEF 1022 are available for increased mechanical torque and temperatures up to 150°C. (see table Nm (IXEF)).

TYPE	F	CH	D	H1	H2	NM	NM(IXEF)	PRICE	
								£ STERLING	€ EUROS
TCNB14	1/4" BSP	6	20	8	2.5	3	5	£1.24	€ 1.40
TCNB38	3/8" BSP	8	22.5	10.5	3.5	6	6	£1.37	€ 1.55
TCNB12	1/2" BSP	10	28.5	10.5	3.5	8	10	£1.65	€ 1.86
TCNB34	3/4" BSP	12	35	10.5	4	10	18	£1.09	€ 1.23

TCN - OIL FILL PLUGS
TCNS - OIL FILL PLUG WITH BREATHER HOLE
TSN - OIL DRAIN PLUG

www.flowfitonline.com
 TECH. DATA SHEET
FA06

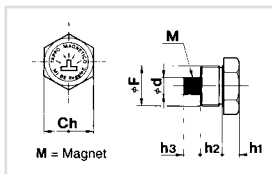


- Hex threaded oil fill plug in Thermoplastic material ensuring high mechanical resistance at both low and higher temperature (max. 100/110°C), dimensional stability and shock resistant.
- Flat asbestos free oil resistant seal.
- Style TCN and TCNS have the UNI fill symbol and the word OIL molded on top; the model TCNS has a breather hole located in the side of the hex with a diameter of 2-2.5mm.
- Style TSN has the UNI drain symbol on top.

TYPE	F	CH	D	H1	H2	NM	NETT. PRICE	
							£ STERLING	€ EUROS
TCN								
TCN14	1/4" BSP	17	19.5	9	7	5	£1.22	€ 1.38
TCN38	3/8" BSP	18	22	10	7.5	8	£1.37	€ 1.55
TCN12	1/2" BSP	24	28	11	7.5	9	£1.65	€ 1.86
TCN34	3/4" BSP	30	34	11	9	11	£2.25	€ 2.54
TCN1	1" BSP	35	42	12	10.5	20	£3.11	€ 3.51
TCN114	1 1/4" BSP	42	51	13.5	12		£4.64	€ 5.24
TCN112	1 1/2" BSP	50	58	16	10		£5.24	€ 5.92
TCN2	2" BSP	64	74	16	12		£8.68	€ 9.81
TCNS								
TCNS14	1/4" BSP	17	19.5	9	7	5	£1.06	€ 1.20
TCNS38	3/8" BSP	18	22	10	7.5	8	£1.17	€ 1.32
TCNS12	1/2" BSP	24	28	11	7.5	9	£1.76	€ 1.99
TCNS34	3/4" BSP	30	34	11	9	11	£1.77	€ 2.00
TCNS1	1" BSP	35	42	12	10.5	20	£2.61	€ 2.95
TCNS114	1 1/4" BSP	42	51	13.5	12		£3.82	€ 4.32
TCNS112	1 1/2" BSP	50	58	16	10		£4.95	€ 5.59
TCNS2	2" BSP	64	74	16	12		£7.12	€ 8.05
TSN								
TSN14	1/4" BSP	17	19.5	9	7	5	£1.09	€ 1.23
TSN38	3/8" BSP	18	22	10	7.5	8	£1.23	€ 1.39
TSN12	1/2" BSP	24	28	11	7.5	9	£1.48	€ 1.67
TSN34	3/4" BSP	30	34	11	9	11	£2.02	€ 2.28
TSN1	1" BSP	35	42	12	10.5	20	£2.79	€ 3.15
TSN114	1 1/4" BSP	42	51	13.5	12		£2.79	€ 3.15
TSN112	1 1/2" BSP	50	58	16	10		£4.16	€ 4.70
TSN2	2" BSP	64	74	16	12		£4.71	€ 5.32

TMA
ALUMINIUM DRAIN PLUG WITH MAGNET

www.flowfitonline.com
 TECH. DATA SHEET
FA06

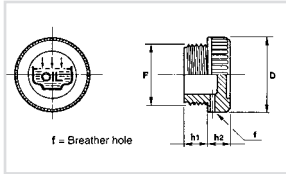


- Hex plug manufactured from aluminium 11s complete with asbestos free flat seal
- Fitted with pressed-in cylindrical magnet
- Fitted to base of tanks to remove ferrous particles
- Text — magnetic

TYPE	F	CH	D	H1	H2	PRICE	
						£ STERLING	€ EUROS
TMA14	1/4" BSP	18	8	7	10	£5.13	€ 5.80
TMA38	3/8" BSP	22	10	7	10	£7.43	€ 8.40
TMA12	1/2" BSP	27	10	8	10	£7.81	€ 8.83
TMA34	3/4" BSP	34	13	8	10	£13.07	€ 14.77
TMA1	1" BSP	40	13	8	14	£17.73	€ 20.03

TCZ - KNURLED OIL FILL PLUG TCZS - KNURLED OIL FILL PLUG WITH BREATHER HOLE

www.flowfitonline.com
TECH. DATA SHEET
FA06

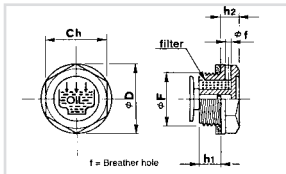


- Threaded plug with knurled head in Thermoplastic material (Polymide 66) ensuring high mechanical resistance at both low and high temperature (max. 100/110 °C). Excellent dimensional stability and shock resistant.
- 'O' ring seal or 70 shore rubber seal.
- Available in standard black colour, red on request.
- Style TCZ and TCZS have molded UNI fill symbol and the text "OIL" molded on top.
- Style TSZ has the UNI drain symbol molded on top.
- The style TZCS incorporates a breather hole, located on the knurled rim with a diameter of 2-3mm.

TYPE	F	D	H1	H2	NETT. PRICE	
					£ STERLING	€ EUROS
TCZ						
TCZ14	1/4" BSP	20	9	9	£1.22	€ 1.38
TCZ38	3/8" BSP	20.5	10	9	£1.37	€ 1.55
TCZ12	1/2" BSP	28	10.5	10.5	£1.65	€ 1.86
TCZ34	3/4" BSP	31	11	12	£2.25	€ 2.54
TCZ1	1" BSP	39	12	12	£3.11	€ 3.51
TCZ114	1 1/4" BSP	49	13.5	13	£4.83	€ 5.46
TCZ112	1 1/2" BSP	55	14.5	14.7	£5.59	€ 6.32
TCZ2	2" BSP	68.5	16	15	£8.68	€ 9.81
TCZS						
TCZS14	1/4" BSP	20	9	9	£1.76	€ 1.99
TCZS38	3/8" BSP	20.5	10	9	£1.50	€ 1.70
TCZS12	1/2" BSP	28	10.5	10.5	£1.24	€ 1.40
TCZS34	3/4" BSP	31	11	12	£2.45	€ 2.77
TCZS1	1" BSP	39	12	12	£3.23	€ 3.65
TCZS114	1 1/4" BSP	49	13.5	13	£4.80	€ 5.42
TCZS112	1 1/2" BSP	55	14.5	14.7	£6.04	€ 6.83
TCZS2	2" BSP	68.5	16	15	£8.88	€ 10.03

TCSA - OIL FILL PLUG WITH BREATHER AND VANE TCSF - OIL FILL PLUG WITH BREATHER, VANE AND FILTER

www.flowfitonline.com
TECH. DATA SHEET
FA06

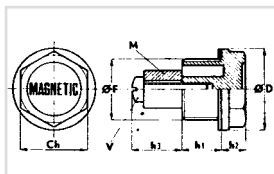


- Hex head oil fill plug made from Thermoplastic material (Polymide 66), ensuring high mechanical resistance at both low and higher temperatures. (max. 100/110 °C).
- This product offers excellent dimensional stability and is shock resistant.
- Asbestos free flat oil resistant seal.
- The plugs are marked with the UNI fill symbol and the word OIL, the breather hole is located on the side of the hex, with a diameter of 2-3mm.
- The incorporated oil dampening vane will reduce spillage when strong oil movement in the container or reservoir takes place.
- The Polyurethane foam filter prevents contamination from the ambient atmosphere polluting the oil.

TYPE	F	CH	D	H1	H2	NM	NETT. PRICE	
							£ STERLING	€ EUROS
TCSA								
TCSA14	1/4" BSP	17	19.5	9	7	5	£1.37	€ 1.55
TCSA38	3/8" BSP	18	22	10	7.5	8	£1.59	€ 1.80
TCSA12	1/2" BSP	24	28	11	7.5	9	£1.24	€ 1.40
TCSA34	3/4" BSP	30	34	11	9	11	£2.33	€ 2.63
TCSA1	1" BSP	35	42	12	10.5	20	£3.13	€ 3.54
TCSA114	1 1/4" BSP	42	51	13.5	12		£4.24	€ 4.79
TCSF								
TCSF38	3/8" BSP	18	22	10	7.5	8	£2.54	€ 2.87
TCSF12	1/2" BSP	24	28	11	7.5	9	£2.72	€ 3.07
TCSF34	3/4" BSP	30	34	11	9	11	£3.77	€ 4.26
TCSF1	1" BSP	35	42	12	10.5	20	£4.64	€ 5.24
TCSF114	1 1/4" BSP	42	51	13.5	12		£4.24	€ 4.79

TM DRAIN PLUG WITH MAGNET

www.flowfitonline.com
TECH. DATA SHEET
FA06

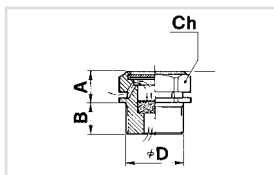


- Thermoplastic hex plug with magnet.
- The plug is mounted on the bottom of the transmission or tank, to be used as drain plug. The magnetic disk will attract ferrous metal parts and contains them, preventing damage to gears and other moving components.
- This plug is manufactured in the colour black, with a hot painted description MAGNETIC in a bright colour.
- Oil resistant asbestos free seal.
- In larger quantities, these plugs are available with other than the shown threads, ie: M16 18 20 22.

TYPE	F	CH	D	H1	H2	H3	NETT. PRICE	
							£ STERLING	€ EUROS
TM14	1/4"	17	20	9	7	5	£3.79	€ 4.28
TM38	3/8"	18	22	10	7.5	10	£4.89	€ 5.53
TM12	1/2"	24	27	11	8	9	£5.65	€ 6.38
TM34	3/4"	30	34	11	9	6.5	£7.58	€ 8.57
TM1	1"	35	42	12	10.5	14	£9.82	€ 11.10

KMF METAL FILLER PLUG WITH FILTER

www.flowfitonline.com
TECH. DATA SHEET
FA06

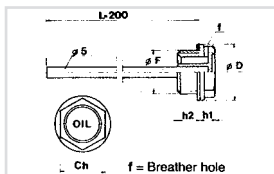


- SINTERED METAL FILTER 50/60 MICRON
- FIBRE ASBESTOS - FREE SEAL
- FOUR BREATHER HOLES ARE LOCATED UNDER THE HEX HEAD PROVIDING AN ADEQUATE BREATHING CAPACITY
- IDEAL FOR GEARBOXES AND TRANSMISSION APPLICATIONS

TYPE	ØD	CH	A	B	NETT. PRICE	
					£ STERLING	€ EUROS
KMF14	1/4"BSP	18	13	9	£5.97	€ 6.75
KMF38	3/8"BSP	22	14	10	£7.34	€ 8.29
KMF12	1/2"BSP	27	14	10	£8.10	€ 9.15

TCAS HEX PLUG WITH DIPSTICK AND BREATHER HOLE

www.flowfitonline.com
TECH. DATA SHEET
FA06

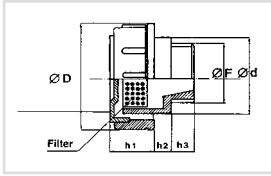


- Hex threaded plug with dipstick (diam. 4.5mm steel), material plug: (Polymide 66) maximum temperature 100/110°C.
- Oil resistant seal. ('O' ring, 70 shore)
- The model TCAS has a breather hole located in the side of the knurled head, with a diameter of 2-2.5mm.
- The standard dipstick is delivered in a 200mm length, on larger quantities they can be manufactured to the customers specific length, and MIN-MAX notches can be placed in the desired position.

TYPE	F	CH	D	H1	H2	NETT. PRICE	
						£ STERLING	€ EUROS
TCAS14	1/4" BSP	17	19	7	9	£2.32	€ 2.62
TCAS38	3/8" BSP	18	22	7.5	10	£2.47	€ 2.79
TCAS12	1/2" BSP	24	28	7.5	11	£2.62	€ 2.96
TCAS34	3/4" BSP	30	34	9	11	£3.23	€ 3.65
TCAS1	1" BSP	35	42	10.5	12	£3.89	€ 4.40
TCAS114	1 1/4" BSP	42	51	12	13.5	£5.11	€ 5.77
TCAS2	2" BSP	64	74	13.5	16	£8.24	€ 9.31

TMD - FILLER BREATHER WITH DOUBLE BREATHER HOLE TMDF - FILLER BREATHER WITH DOUBLE BREATHER HOLE AND FILTER

www.flowfitonline.com
TECH. DATA SHEET
FA06

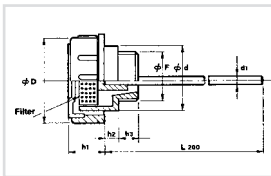


- Round headed Filler Breather, with vertical ribs for better grip. Oil resistant seal. ('O' ring, 70 shore)
- The Filler Breather is produced from Polyimide 66, ensuring high mechanical resistance at both low and higher temperatures. (maximum temperature 100/110°C)
- This product offers excellent dimensional stability and is shock resistant.
- These Filler Breathers allow air passage at high volume, through the vents located on the bottom of the head. They are recommended to be used in systems where a large amount of oil level changes take place in a short amount of time, allowing the air to enter and leave the system without any unwanted air pressure increase or decrease.
- Style TMDF has a standard Polyurethane foam filter (60 Micron) built in. This filter is located under the red lid, easy to remove, clean and reinstall.

TYPE	F	D	D	H1	H2	H3	NETT. PRICE	
							£ STERLING	€ EUROS
TMD								
TMD38	3/8"	36	23	17	5	11	£3.39	€ 3.83
TMD12	1/2"	41	28	18	5	12	£3.83	€ 4.33
TMD34	3/4"	47	33	17	5	12	£4.50	€ 5.09
TMD1	1"	52	38	20	5	12	£5.54	€ 6.26
TMD114	1 1/4"	63	49	23	5	13	£7.18	€ 8.11
TMD112	1 1/2"	63	55	23	5	13.5	£7.58	€ 8.57
TMDF								
TMDF38	3/8" BSP	36	23	17	5	11	£5.01	€ 5.66
TMDF12	1/2" BSP	41	28	18	5	12	£5.69	€ 6.43
TMDF34	3/4" BSP	47	33	17	5	12	£6.35	€ 7.18
TMDF1	1" BSP	52	38	20	5	12	£7.85	€ 8.87
TMDF114	1 1/4" BSP	63	49	23	5	13	£9.91	€ 11.20
TMDF112	1 1/2" BSP	63	55	23	5	13.5	£10.45	€ 11.81

TMDA FILLER BREATHER WITH LARGE BREATHER HOLE AND DIPSTICK TMDFA FILLER BREATHER WITH LARGE BREATHER HOLE, DIPSTICK AND FILTER

www.flowfitonline.com
TECH. DATA SHEET
FA06

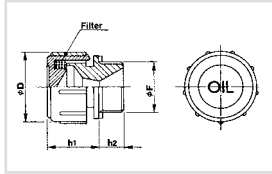


- The below Filler Breathers have the same characteristics as the models TMD - TMDF, but are equipped with a dipstick.
- The standard dipstick is 200mm in length.

TYPE	F	D	D	H1	H2	H3	NETT. PRICE	
							£ STERLING	€ EUROS
TMDA								
TMDA38	3/8" BSP	36	23	17	5	11	£4.75	€ 5.37
TMDA12	1/2" BSP	41	28	18	5	12	£5.21	€ 5.89
TMDA34	3/4" BSP	47	33	17	5	12	£6.48	€ 7.32
TMDA1	1" BSP	52	38	20	5	12	£6.99	€ 7.90
TMDA114	1 1/4" BSP	63	49	23	5	13	£9.09	€ 10.27
TMDA112	1 1/2" BSP	63	55	23	5	13.5	£9.15	€ 10.34
TMDFA								
TMDFA38	3/8" BSP	36	23	17	5	11	£6.75	€ 7.63
TMDFA12	1/2" BSP	41	28	18	5	12	£7.43	€ 8.40
TMDFA34	3/4" BSP	47	33	17	5	12	£8.68	€ 9.81
TMDFA1	1" BSP	52	38	20	5	12	£9.09	€ 10.27
TMDFA114	1 1/4" BSP	63	49	23	5	13	£11.62	€ 13.13
TMDFA112	1 1/2" BSP	63	55	23	5	13.5	£12.52	€ 14.15

TSF NEW VENT PLUG TO REDUCE OIL OIL DAMP ESCAPE

www.flowfitonline.com
TECH. DATA SHEET
FA06



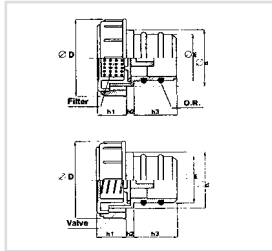
- Filler Breather with easy grip vertical ribs, manufactured from Thermoplastic material (Polymide 66). Maximum working temperature 100°C.
- These style Filler Breathers are produced in black with a red lid, with the text "OIL". On large orders a custom text or company logo is possible.
- A standard flat rubber seal is used, but a 'O' ring seal is available, both in NBR 70 shore.
- Located under the lid is a Polyurethane foam filter (50 Micron) installed, which is easy to be cleaned once the lid is removed.
- The series TSF has a specially designed cavity which prevents oil from escaping through the Breather holes when it is splashed in an upward direction, often occurring when there is a strong oil movement due to rotating gears.
- The inside of the TSF features a conical cavity which, due to its design entraps oil but allows air to escape and enter (within limitations).
- These Filler Breather plugs are utilised on hydraulic power packs, oil tanks, gear reduction boxes, gearboxes or any application where strong movement causes splashing oil in or around the Filler Breather.

TYPE	F	D	H1	H2	NETT. PRICE	
					£ STERLING	€ EUROS
TSF14	1/4" BSP	30	21	10	£3.32	€ 3.75
TSF38	3/8" BSP*	30	21	10	£3.62	€ 4.09
TSF12	1/2" BSP*	30	21	10	£3.89	€ 4.40

*On request available in NPT

TPF - PRESS-FIT FILLER BREATHER WITH LARGE BREATHER HOLE AND FILTER

www.flowfitonline.com
TECH. DATA SHEET
FA06



- Press-fit Filler Breather with easy grip vertical ribs.
- These Filler Breathers are not threaded, but fit snugly into a pre-drilled hole and seal by means of 'O' rings located on the stem. Hole tolerances: -0 + 0.1mm.
- These Filler Breathers are produced from Thermoplastic Polymide 66 which offers high mechanical resistance at both lower and higher temperatures (100°C max).
- Seals: 2 Oil resistant 'O' Rings, NBR 70 shore.
- The Filler Breather model TP/F has a large breathing capacity and is applied where a high volume of air change takes place, in example, hydraulic systems that utilise high ratio hydraulic cylinders. They are not recommended for usage on mobile equipment, where strong movement of the oil tank is present.

TYPE	F	D	D	H1	H2	H3	NETT. PRICE	
							£ STERLING	€ EUROS
TPF								
TPF18	18	36	23	17	5	10	£6.17	€ 6.97
TPF20	20	36	24	17	4	19	£6.81	€ 7.70
TPF26	26	41	28	17	4	21	£7.51	€ 8.49
TPF30	30	47	33	17	4	21	£9.03	€ 10.20



FLUID TRANSFER

PRODUCT	PAGE
HF10 FILTRATION UNIT	445
SUPER DELUXE PORTABLE FILTRATION UNIT	445
VISCOMAT OIL TRANSFER PUMPS	446
DC PUMPS VISCOMAT DC	446
HAND OPERATED PUMPS FOR OIL DRUMS	447
CLEAN OIL TRANSFER SYSTEMS 12V	448
CLEAN OIL TRANSFER SYSTEMS 240V	448
DRUM AND TANK TRANSFER UNITS	448
MECHANICAL FLOW METERS	449
SELF 3000 NOZZLES	449



**FROM ONLY
£335.76
+VAT**



**FROM ONLY
£533.48
+VAT**



**FROM ONLY
£540.92
+VAT**



QUALITY PRODUCTS



FREE ADVICE



HF10 FILTRATION UNIT

www.flowfitonline.com
TECH. DATA SHEET
FT01



The HF10 range of trolleys is the ideal tool for decontaminating oil by removing suspended particles either by flushing or continuous cleaning. It is well suited for pre-filtering and transfer of fluids as well as removing water from hydraulic systems (Optional water removal filter required)

BENEFITS

Reduces maintenance costs and down time through regular use which extends the life of the oil which ultimately helps the environment as well as costs through improved productivity and reduced oil dispersal.

TECHNICAL FEATURES

Wheeled tubular support with anti-corrosion treatment and paint finish for outdoor use.
Easy to use with a powerful electric pump and self-priming vane pump equipped with a bypass safety system.
Self ventilated IP55 induction motor with thermal retection and cut-off switch.
Interchangeable cartridge filter to allow different elements for filtration of copper, metal and sand complete with manometer to signal filter clogging.
Helically wound transparent suction and output tubing.

TECHNICAL DATA

Flowrate of 25l/min on 110v and 240v with the 450v version giving up to 40 l/min.
Power rate 750 watts 0.75 kW.
Speed 1450 rpm.
Operating temperature Min -10 degree Celsius to Max +40 degrees Celsius.
Relative humidity Max 90%.
Viscosity 20 – 50 cSt.
Fluid permitted – Hydraulic oil, engine oil and diesel.
Fluids not permitted – Gasoline, benzin, inflammable liquids with fp < 55 degrees Celsius, water, solvents and liquid food products.
Maximum oil pump capacity of 4 metres @ 30 cSt.
2.5m x 20mm diameter Return line tube, pvc spiral, with a 0.5m metal tube on end.
2m x 20mm diameter suction line tube, pvc spiral, complete with metal wire filter strainer.

TECHNICAL DIMENSIONS

Height 660mm, Width 310mm, Depth 400mm,
Weight from 21kg

ORDER CODE	FLOW RATE	FILTRATION	VOLTAGE	NETT. PRICE	
				£ STERLING	€ EUROS
HF10	25 L/Min	10 Micron Paper	240	£540.92	€ 611.24
HF10110V	25 L/Min	10 Micron Paper	110	£619.24	€ 699.74

ELEMENTS	DESCRIPTION	NETT. PRICE	
		£ STERLING	€ EUROS
A110G03	3 Micron Absolute Fibreglass	£38.77	€ 43.82
A110G06	6 Micron Absolute Fibreglass	£38.77	€ 43.82
A110G10	10 Micron Absolute Fibreglass	£32.51	€ 36.74
A110G25	25 Micron Absolute Fibreglass	£32.51	€ 36.74
A110C10	10 Micron Nominal Paper	£9.56	€ 10.80
A110C25	25 Micron Nominal Paper	£9.56	€ 10.80
A110CW10	10 Micron Water Removal	£53.92	€ 60.93
A110T60	60 Micron Nominal Wiremesh	£17.84	€ 20.16
A110T90	90 Micron Nominal Wiremesh	£16.57	€ 18.72
A110T125	125 Micron Nominal Wiremesh	£16.57	€ 18.72

SUPER DELUXE PORTABLE FILTRATION UNIT

www.flowfitonline.com
TECH. DATA SHEET
FT02



The super deluxe portable filtration unit offers flow rates upto 75 l/min with filtration levels available from 3 micron upto 25 micron on return and 25 micron upto 125 micron on suction.

BENEFITS

Compact lightweight construction comprising of a sturdy steel frame.
Flow rates up to 75 l/min.
Maximum dirt holding capacity elements.
Available with filters from 3 micron upto 125 micron.
Elements available for water removal.

TECHNICAL DATA

0.75 kw electric motor complete with 5 metre power cable and electric control box.
Visual contamination indicators.
3 Metre wire reinforced suction and discharge hose. 0.75 metre dip tubes with easy access stowage points.
Fitted with standard buna nitrile seals (max temp 90 degree Celsius).
Viton seals upto 110 degrees Celsius available on request.
Viscosity range 7-750 cSt.
Oil lift pumping capacity to height of 2 metres @ 30 cSt
Heavy duty trolley and wheels.

ORDER CODE	FLOW	VOLTAGE	KW	INLET FILTER	OUTLET FILTER	NETT. PRICE	
						£ STERLING	€ EUROS
HFT620-2-2-MS060-SP010-B	25 L/Min	240Vac	0.8	60 Micron Wiremesh	10 Micron Paper	£1,381.11	€ 1,560.65
HFT620-2-4-MS060-SP010-B	25 L/Min	415Vac	0.8	60 Micron Wiremesh	10 Micron Paper	£1,385.45	€ 1,565.56
HFT620-5-2-MS060-SP010-B	50 L/Min	240Vac	0.8	60 Micron Wiremesh	10 Micron Paper	£1,421.58	€ 1,606.38
HFT620-5-4-MS060-SP010-B	50 L/Min	415Vac	0.8	60 Micron Wiremesh	10 Micron Paper	£1,421.58	€ 1,606.38
HFT620-7-2-MS060-SP010-B	75 L/Min	240Vac	1.1	60 Micron Wiremesh	10 Micron Paper	£1,578.21	€ 1,783.38
HFT620-7-4-MS060-SP010-B	75 L/Min	415Vac	1.1	60 Micron Wiremesh	10 Micron Paper	£1,445.68	€ 1,633.62

VISCOMAT OIL TRANSFER PUMPS

www.flowfitonline.com
TECH. DATA SHEET
FT03



The viscomat range is a family of internal profile or vane gear pumps designed to give an effective solution for the various requirements of pumping oil and lubricants.

Common features are quiet operation, regularity of flow due to the absence of pulsations, the ability to function with the delivery closed as a result of an incorporated bypass, high suction capacity and a compact design.

Construction

Asynchronous, closed, self ventilating, ac motor (protection IP55) available in various voltages and frequencies, die cast aluminium pump body, by-pass integrated into the pump body, 1" female inlet/outlet ports.

Viscosity

Viscomats 70 and 90 (Vane type) up to 500 cSt
Viscomats 200/230 (Gear type) up to 2000 cSt

ORDER CODE	FLOW RATE	PRESSURE	MOTOR SINGLE PHASE	MOTOR 3 PHASE	RPM	POWER WATT	WEIGHT	NETT. PRICE	
								£ STERLING	€ EUROS
VISCOMAT70230V	25 L/Min	6 bar	230v 50 Hz	-	1450	750	14.1kg	£533.48	€ 602.83
VISCOMAT70400V	25 L/Min	6 bar	-	400v 50Hz	1450	750	14.1kg	£533.23	€ 602.55
VISCOMAT70110V	25 L/Min	6 bar	110v 50 Hz	-	1450	1200	14.1kg	£672.00	€ 759.36
VISCOMAT90400V	50 L/Min	5 bar	-	400v 50Hz	1450	2000	14.1kg	£603.42	€ 681.86
VISCOMAT200230V	9 L/Min	12 bar	230v 50 Hz	-	1450	550	9kg	£593.84	€ 671.04
VISCOMAT200400V	9 L/Min	12 bar	-	400v 50Hz	1450	550	9kg	£593.84	€ 671.04
VISCOMAT200110V	9 L/Min	12 bar	110v 60Hz	-	1730	950	9kg	£662.28	€ 748.37
VISCOMAT230230V	14 L/Min	12 bar	230v 50 Hz	-	1450	750	12.5kg	£733.79	€ 829.18
VISCOMAT230400V	14 L/Min	12 bar	-	400v 50Hz	1450	750	12.5kg	£733.79	€ 829.18

DC PUMPS VISCOMAT DC

www.flowfitonline.com
TECH. DATA SHEET
FT04



A range of pumps for the transferring and delivery of oil by direct current which allows the task to be performed where electricity or pneumatic connections are not available hence allowing oil transfer and handling operations in yards, ports, on vehicles or boats.

SPECIFICATION

Gear pump type
High pressure
Direct current brush motor with brush magnets.
Aluminium pump body

Sintered steel gears
Threaded entry and exit connectors
Bypass valve incorporated in pump body
Protection motor IP55

PERFORMANCE

Flow rate from 4 to 10 L/min
Operating pressure 4 to 10 bar
Oil viscosity upto 2000cSt
Duty cycle 30 mins
Noise level less than 65DB

ORDER CODE	DESCRIPTION	RATE	BAR	OUTLET	VOLTAGE	AMPS	CYCLE	WEIGHT	NETT. PRICE	
									£ STERLING	€ EUROS
F00309020	DC60/1 12V	4 L/Min	5	1/2"	12	16	30mins	3kg	£352.55	€ 398.38
F00309010	60/2 12V	10 L/Min	4	3/4"	12	35	30mins	4.9kg	£390.21	€ 440.93
F00309000	DC120/1 12V	5 L/Min	10	1/2"	12	25	30mins	4.9kg	£421.41	€ 476.20
F00310020	60/1 24V	4 L/Min	5	1/2"	24	9	30mins	3kg	£351.97	€ 397.73
F00310010	60/2 24V	10 L/Min	4	3/4"	24	18	30mins	4.9kg	£415.23	€ 469.21
F00310000	120/1 24V	5 L/Min	10	1/2"	24	12	30mins	4.9kg	£390.65	€ 441.44



HAND OPERATED PUMPS FOR OIL DRUMS

ROTARY VANE TYPE

www.flowfitonline.com
TECH. DATA SHEET
FT05



Manual action pumps suitable for transferring fluids listed.

Characterised by ease of installation, simplicity of operation, dependability and economy.

Construction available in cast alloy or cast iron • 250cm³/cycle • Rigid 1 metre suction pipe with 2" drum connector.

Capable of flow rates up to approx 25 l/min.

ORDER CODE	CONSTRUCTION	CYCLE	FLOWRATE	DIESEL	OIL	RAPS OIL	PETROL	NETT. PRICE	
								£ STERLING	€ EUROS
332000	Cast Alloy	350cm ³	25 L/Min	YES	YES	YES	YES	£74.54	€ 84.23
CTS2001	Cast Iron	350cm ³	25 L/Min	YES	YES	NO	NO	£39.37	€ 44.49

DOUBLE ACTING SEMI-ROTARY HAND PUMPS

www.flowfitonline.com
TECH. DATA SHEET
FT06



Manual action pumps suitable for transferring fluids listed.

Characterised by ease of installation, simplicity of operation, dependability and economy.

Construction in cast Iron with wooden spindled handle • Flanged fittings on both sides.

Available upon request in other sizes up to 2" • Capable of flow rates up to approx 25 l/min.

ORDER CODE	CONSTRUCTION	FLANGE SIZE	FLOWRATE	DIESEL	NETT. PRICE	
					£ STERLING	€ EUROS
CTS5010	Cast Iron	1/2" BSP	25 L/Min	YES	£77.78	€ 87.89
CTS5011	Cast Iron	3/4" BSP	25 L/Min	YES	£84.27	€ 95.23
CTS5000	Cast Iron	1" BSP	25 L/Min	YES	£104.80	€ 118.43

LEVER OPERATED TRANSFER PUMP

www.flowfitonline.com
TECH. DATA SHEET
FT07



Manual lever operated transfer pumps designed for the fast movement of lubricants, oils and diesels.

Construction in Aluminium • 2" drum connectors • Capable of flows up to approx 25 l/min

ORDER CODE	CONSTRUCTION	CONNECTOR	FLOWRATE	DIESEL	OIL	NETT. PRICE	
						£ STERLING	€ EUROS
CTS2000	Aluminium	2"	25 L/Min	YES	YES	£35.64	€ 40.27

CLEAN OIL TRANSFER SYSTEMS 12V

www.flowfitonline.com
TECH. DATA SHEET
FT08



The oil transfer system unit is designed for transferring of oils where you are located with out the need for mains power or compressed air. This is achieved through the built-in battery and charger. The battery must be recharged after transferring approx 2-3 drums of oil.

Performance

Flow rate 6 L/min
Noise levels less than 65 DB
Motor supply 12vdc
Oil viscosity from 10 to 2000 cSt
On demand dispensing with pressure switch
Flow meter (Item 2 only) with precision of +/- 0.5%

Specifications

Tubular structure trailer mounted support for oving drums, Complete with nozzle support, pipe support and drip collector.

Self priming pump with DC motor, 12vdc
Protection Rating IP55
3/4" gas suction pipe with filter.
3 Metre long 5/8" gas delivery pipe.
Delivery nozzle with flexible end and non-drip valve. Item 2 comes with meter.
Pressure switch with incorporated safety valve.
Battery with battery charger.

Optional extras

Flow meters with oval gears

ORDER CODE	FLOW RATE	VOLTAGE	PRESSURE SWITCH	FLUID	METER	VISCOSITY	NETT. PRICE	
							£ STERLING	€ EUROS
VISCOTROLL 120/1 DC pst	6 L/Min	12 DC	YES	OIL	NO	Up to 2000cSt	£1,896.23	€ 2,142.74
VISCOTROLL 120/1 DC pst K400	6 L/Min	12 DC	YES	OIL	YES	Up to 2000cSt	£2,271.76	€ 2,567.09

CLEAN OIL TRANSFER SYSTEMS 240V

www.flowfitonline.com
TECH. DATA SHEET
FT09



This unit is designed for transferring of oils within the workshop environment as it is powered by 230v electricity.

Performance

Flow rate 25 L/min
Operating pressure 6-12 bar
Noise levels less than 65 DB
Oil viscosity from 10 to 2000 cSt

Specifications

Tubular structure trailer mounted support for moving drums, Complete with nozzle support, pipe support and drip collector.

Self priming pump with AC asynchronous motor, self-ventilating closed (ProtectionRating IP55) at 230v
1" gas suction pipe with standing valve and filter.
4 Metre long ?" gas delivery pipe.
Delivery nozzle with flexible end and automatic non-drip valve.

Optional extras

Flow meters.
Pressure switch with incorporated safety valve.
Viscosity of 2000cSt on a 9 l/min version.

ORDER CODE	FLOW RATE	VOLTAGE	POWER KW	FLUID	METER	VISCOSITY	NETT. PRICE	
							£ STERLING	€ EUROS
VISCOTROLL 70	25 L/Min	230	0.75	OIL	NO	Up to 500cSt	£965.73	€ 1,091.28
VISCOTROLL 70/K33	25 L/Min	230	0.75	OIL	YES	Up to 500cSt	£1,181.14	€ 1,334.68

DRUM AND TANK TRANSFER UNITS

www.flowfitonline.com
TECH. DATA SHEET
FT10



This range has been developed for the easy connection to tanks and drums and offers a simple and efficient solution for transferring or dispensing of fluids.

Optional extras are available on some models for flow metres to control the amount of fluid to disperse or to limit the users consumption.

A variety of motor voltages and flow rates are clearly shown in the table below.

The unit comes with a suction tube for direct connection to your tank or drum and a nozzle holder placed near the pump to ensure clean and easy operation.

Standard hose delivery length is 4 metres.

Unit suitable for diesel, oil and raps oil as shown in table below.

ORDER CODE	VOLTAGE	FLOWRATE	HOSE LENGTH	HOSE SIZE	WEIGHT	METER	FLUIDS	NETT. PRICE	
								£ STERLING	€ EUROS
DRUMVCT70	230	28 L/Min	4m	3/4"	18 kg	No	Oil & Raps Oil	£549.99	€ 621.49
DRUMVCT200	230	9 L/Min	4m	1/2"	18 kg	No	Oil	£553.88	€ 625.89
DRUMVCT70K33	230	25 L/Min	4m	3/4"	19 kg	Yes	Oil & Raps Oil	£766.89	€ 866.58
DRUM20001260	12	38 L/Min	4m	3/4"	10 kg	No	Diesel	£696.76	€ 787.34
DRUM20002460	24	38 L/Min	4m	3/4"	10 kg	No	Diesel	£696.76	€ 787.34
DRUMB112120	12	80 L/Min	4m	1"	18 kg	No	Diesel	£985.19	€ 1,113.26
DRUMB124120	24	80 L/Min	4m	1"	18 kg	No	Diesel	£985.19	€ 1,113.26

MECHANICAL FLOW METERS

www.flowfitonline.com
TECH. DATA SHEET
FT11



This range of nutating-disk meters measure the exact quantity of fuel or lubricants that have been dispensed. They have been designed strictly for non commercial use and are very reliable, inexpensive, easy to install and simple to calibrate within the work place.

Performance

Flow rate 20-120 L/min.
Precision +/- 1% of flow range after calibration.
Max Operating pressure 10 bar (142 psi).
Bursting pressure 30 bar (426 psi).
Resolution 0.1 litres.
Readout as follows:-
K33 – 3 digit subtotals (Max 999 litres) 6 digit totals.
K44 – 4 digit subtotals (Max 9999 litres) 7 digit totals.

Specifications

Aluminium metering chamber with polybutylene nutating disk.

1" G inlet, 1" g outlet, in line.
The top plate can be rotated to allow flow from either position.
Mechanical readout device with rotating wheels.
Subtotals can be set to zero, total readout cannot be reset.
Available with litre or gallon readouts.

Optional extras

A pulser model is available upon request for connection to a fuel management system.

ORDER CODE	FLOW RATE L/MIN	MAX OPERATING PRESSURE	IN/OUT CONNECTIONS	WEIGHT	SUITABLE FOR DIESEL	SUITABLE FOR OIL	SUITABLE FOR RAPS OIL	NETT. PRICE	
								£ STERLING	€ EUROS
K33 diesel	20-120	230	1"	2kg	YES	NO	NO	£204.17	€ 230.71
K33	20-120	230	1"	2kg	NO	YES	YES	£198.50	€ 224.30
K44 diesel	20-120	230	1"	2kg	YES	NO	NO	£258.35	€ 291.94
K44	20-120	230	1"	2kg	NO	YES	YES	£258.35	€ 291.94

SELF 3000 NOZZLES

www.flowfitonline.com
TECH. DATA SHEET
FT12



Manual nozzles have been designed to satisfy the need of safety, ease of handling and efficiency. The nozzles are manufactured with a resistant aluminium body enclosed in an anti-shock plastic shell which increases the nozzles ease of handling by making the grip comfortable even when working at low temperatures. The integrated swivel connector, and the hammer free valve inside it, guarantees a high degree of safety. The low loss of head, given the conformation of the valve, allows it to function at upto 150 L/min.

CTS CODE	DESCRIPTION	FLOW	BAR	NETT. PRICE	
				£ STERLING	€ EUROS
650000	Self 3000 Nozzle	Upto 150l/min	Upto 10	£37.44	€ 42.31



HYDRAULIC QUICK RELEASE COUPLINGS

PRODUCT	PAGE
FLOWFIT HYDRAULIC ISO A QUICK RELEASE COUPLINGS MALE & FEMALE ENDS	451
FLOWFIT HYDRAULIC FLAT FACE QUICK RELEASE COUPLINGS MALE & FEMALE ENDS	453
FLOWFIT HYDRAULIC TRAILER BRAKE QUICK RELEASE COUPLINGS	455



**FROM
ONLY
£4.35
+VAT**



**FROM
ONLY
£16.50
+VAT**



**FROM
ONLY
£5.09
+VAT**



QUALITY PRODUCTS



FREE ADVICE



FLOWFIT HYDRAULIC QUICK RELEASE COUPLINGS

FLOWFIT HYDRAULIC ISO A QUICK RELEASE COUPLINGS MALE & FEMALE ENDS

www.flowfitonline.com
TECH. DATA SHEET
QRC01



Flowfit hydraulic ISO A quick release couplings are used in a wide range of hydraulic applications including construction equipment manufacturing machinery and on plant systems. They can be found where fluid transfer lines need to be connected and disconnected for operation or maintenance of equipment.

Flowfit Hydraulic ISO A quick release couplings interchange with:

- | | |
|-------------|---------------|
| Parker6600 | Perfecting K |
| Safeway S56 | Snap Tite 61 |
| Tomco A5600 | Aeroquip FD56 |
| DNP PAV | Stucchi BIR |

Please refer to the specification table below to ensure the correct size is selected.

Red plastic plugs and caps for female/male couplings up to 1" BSP and aluminium plugs and caps for female/male couplings from 1 1/4" - 2" BSP available to protect and stop dirt entering the quick releases and your hydraulic circuit.

INSTRUCTIONS FOR USE

Prior to connecting ensure that the mating parts of the couplings are clean and free of dirt to avoid contamination of the hydraulic system.

To connect, pull the collar on the female coupling back and insert the male coupling as far as it will go. Release the collar to lock the couplings together.

To disconnect, pull the collar on the female coupling back and allow the male coupling to disengage.

CAUTION

Under no circumstances should the couplings be connected or disconnected with pressure in the hydraulic system.

Whilst in use, the couplings may become hot (up to +100°C). Protective gloves should be worn when disconnecting.

To reduce the risk of contamination, the use of protective plugs and caps on the couplings when they are disconnected is strongly recommended (available separately).

SPECIFICATION

Materials: zinc-plated carbon steel body

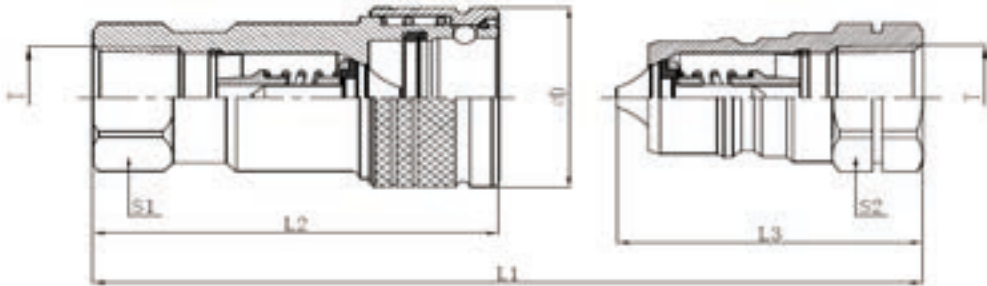
Valve: Poppet Type

Back-up ring: in pure Teflon

Seals: standard in nitrile NBR.

On request FKM, EPDM and VMQ seals

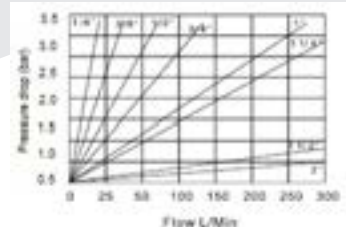
Working temperature: with standard seals -25°C + 125°C



DN	ISO	L1	L2	L3	ØD	S1	S2	T	PRODUCT REFERENCE (F)	PRODUCT REFERENCE (M)
04	6.3	70.0	49.0	35.0	26.2	19.0	19.0	1/4" BSP	QRCISOAF14	QRCISOAM14
06	10	85.0	60.5	42.5	31.0	22.0	22.0	3/8" BSP	QRCISOAF38	QRCISOAM38
08	12.5	94.0	68.5	46.5	38.0	27.0	27.0	1/2" BSP	QRCISOAF12	QRCISOAM12
12	20	115.0	85.0	57.5	46.0	34.0	34.0	3/4" BSP	QRCISOAF34	QRCISOAM34
16	25	131.5	99.5	65.5	52.0	41.0	41.0	1" BSP	QRCISOAF1	QRCISOAM1
20	31.5	148.0	116.0	74.0	70.0	50.0	50.0	1-1/4" BSP	QRCISOAF114	QRCISOAM114
24	40	168.0	136.5	85.0	83.0	60.0	60.0	1-1/2" BSP	QRCISOAF112	QRCISOAM112
32	50	200.7	160.0	100.0	99.0	75.0	75.0	2" BSP	QRCISOAF2	QRCISOAM2

NOMINAL SIZE		MAX. WORKING PRESSURE (BAR)	MAX FLOW (L/M)	RATED FLOW (L/M)	MIN BURST PRESSURE			FLUID SPILLAGE (CC)
DN	ISO				MALE (BAR)	FEMALE (BAR)	COUPLED (BAR)	
04	6.3	315	12	12	1510	1760	1450	0.5
06	10	315	46	23	1470	1520	1590	1.9
08	12.5	250	90	45	1000	1460	1240	2.7
12	20	250	148	106	900	1530	1040	9.3
16	25	200	200	189	1300	960	1300	16
20	31.5	200	378	288	1140	850	1090	30
24	40	160	750	379	810	790	820	54
32	50	100	1000	757	650	960	1100	120

TECHNICAL DATA



PRODUCT REFERENCE	DESCRIPTION	NETT. PRICE	
		£ STERLING	€ EUROS
QRCISOAF14	HYDRAULIC ISO A QUICK RELEASE COUPLING FEMALE 1/4" BSP, DN04, ISO 6.3, 315 BAR RATED, 12 L/MIN	£2.75	€ 3.10
QRCISOAM14	HYDRAULIC ISO A QUICK RELEASE COUPLING MALE 1/4" BSP, DN04, ISO 6.3, 315 BAR RATED, 12 L/MIN	£1.46	€ 1.65
QRCISOAF38	HYDRAULIC ISO A QUICK RELEASE COUPLING FEMALE 3/8" BSP, DN06, ISO 10, 315 BAR RATED, 23 L/MIN	£2.97	€ 3.35
QRCISOAM38	HYDRAULIC ISO A QUICK RELEASE COUPLING MALE 3/8" BSP, DN06, ISO 10, 315 BAR RATED, 23 L/MIN	£1.39	€ 1.57
QRCISOAF12	HYDRAULIC ISO A QUICK RELEASE COUPLING FEMALE 1/2" BSP, DN08, ISO 12.5, 250 BAR RATED, 45 L/MIN	£3.82	€ 4.31
QRCISOAM12	HYDRAULIC ISO A QUICK RELEASE COUPLING MALE 1/2" BSP, DN08, ISO 12.5, 250 BAR RATED, 45 L/MIN	£1.41	€ 1.59
QRCISOAF34	HYDRAULIC ISO A QUICK RELEASE COUPLING FEMALE 3/4" BSP, DN12, ISO 20, 250 BAR RATED, 106 L/MIN	£6.69	€ 7.56
QRCISOAM34	HYDRAULIC ISO A QUICK RELEASE COUPLING MALE 3/4" BSP, DN12, ISO 20, 250 BAR RATED, 106 L/MIN	£3.53	€ 3.99
QRCISOAF1	HYDRAULIC ISO A QUICK RELEASE COUPLING FEMALE 1" BSP, DN16, ISO 25, 200 BAR RATED, 189 L/MIN	£11.21	€ 12.67
QRCISOAM1	HYDRAULIC ISO A QUICK RELEASE COUPLING MALE 1" BSP, DN16, ISO 25, 200 BAR RATED, 189 L/MIN	£5.44	€ 6.14
QRCISOAF114	HYDRAULIC ISO A QUICK RELEASE COUPLING FEMALE 1 1/4" BSP, DN20, ISO 31.5, 200 BAR RATED, 288 L/MIN	£18.21	€ 20.58
QRCISOAM114	HYDRAULIC ISO A QUICK RELEASE COUPLING MALE 1 1/4" BSP, DN20, ISO 31.5, 200 BAR RATED, 288 L/MIN	£11.70	€ 13.22
QRCISOAF112	HYDRAULIC ISO A QUICK RELEASE COUPLING FEMALE 1 1/2" BSP, DN24, ISO 40, 160 BAR RATED, 379 L/MIN	£53.67	€ 60.64
QRCISOAM112	HYDRAULIC ISO A QUICK RELEASE COUPLING MALE 1 1/2" BSP, DN24, ISO 40, 160 BAR RATED, 379 L/MIN	£26.15	€ 29.55
QRCISOAF2	HYDRAULIC ISO A QUICK RELEASE COUPLING FEMALE 2" BSP, DN32, ISO 50, 200 BAR RATED 757 L/MIN	£94.95	€ 107.30
QRCISOAM2	HYDRAULIC ISO A QUICK RELEASE COUPLING MALE 2" BSP, DN32, ISO 50, 200 BAR RATED 757 L/MIN	£44.73	€ 50.55

ACCESSORIES



DN	ISO	FEMALE DUST PLUG	MALE DUST CAP	MATERIAL
04	6.3	PPQRCISOAF14	PPQRCISOAM14	Plastic
06	10	PPQRCISOAF38	PPQRCISOAM38	Plastic
08	12.5	PPQRCISOAF12	PPQRCISOAM12	Plastic
12	20	PPQRCISOAF34	PPQRCISOAM34	Plastic
16	25	PPQRCISOAF1	PPQRCISOAM1	Plastic
20	31.5	ALQRCISOAF114	ALQRCISOAM114	Aluminium
24	40	ALQRCISOAF112	ALQRCISOAM112	Aluminium
32	50	ALQRCISOAF2	ALQRCISOAM2	Aluminium

PRODUCT REFERENCE	DESCRIPTION	NETT. PRICE	
		£ STERLING	€ EUROS
PPQRCISOAF14	PLASTIC DUST PLUG FOR 1/4"BSP, DN04 ISO A FEMALE QRC	£0.55	€ 0.62
PPQRCISOAM14	PLASTIC DUST CAP FOR 1/4"BSP, DN04 ISO A MALE QRC	£0.55	€ 0.62
PPQRCISOAF38	PLASTIC DUST PLUG FOR 3/8"BSP, DN06 ISO A FEMALE QRC	£0.67	€ 0.75
PPQRCISOAM38	PLASTIC DUST CAP FOR 3/8"BSP, DN06 ISO A MALE QRC	£0.67	€ 0.75
PPQRCISOAF12	PLASTIC DUST PLUG FOR 1/2"BSP, DN08 ISO A FEMALE QRC	£0.67	€ 0.75
PPQRCISOAM12	PLASTIC DUST CAP FOR 1/2"BSP, DN08 ISO A MALE QRC	£0.67	€ 0.75
PPQRCISOAF34	PLASTIC DUST PLUG FOR 3/4"BSP, DN12 ISO A FEMALE QRC	£0.71	€ 0.80
PPQRCISOAM34	PLASTIC DUST CAP FOR 3/4"BSP, DN12 ISO A MALE QRC	£0.71	€ 0.80
PPQRCISOAF1	PLASTIC DUST PLUG FOR 1"BSP, DN16 ISO A FEMALE QRC	£1.27	€ 1.44
PPQRCISOAM1	PLASTIC DUST CAP FOR 1"BSP, DN16 ISO A MALE QRC	£1.27	€ 1.44
ALQRCISOAF114	ALUMINIUM DUST PLUG FOR 1 1/4"BSP, DN20 ISO A FEMALE QRC	£14.18	€ 16.03
ALQRCISOAM114	ALUMINIUM DUST CAP FOR 1 1/4"BSP, DN20 ISO A MALE QRC	£13.26	€ 14.98
ALQRCISOAF112	ALUMINIUM DUST PLUG FOR 1 1/2"BSP, DN24 ISO A FEMALE QRC	£14.91	€ 16.85
ALQRCISOAM112	ALUMINIUM DUST CAP FOR 1 1/2"BSP, DN24 ISO A MALE QRC	£14.76	€ 16.67
ALQRCISOAF2	ALUMINIUM DUST PLUG FOR 2"BSP, DN32 ISO A FEMALE QRC	£22.98	€ 25.97
ALQRCISOAM2	ALUMINIUM DUST CAP FOR 2"BSP, DN32 ISO A MALE QRC	£22.59	€ 25.53

FLOWFIT HYDRAULIC FLAT FACE QUICK RELEASE COUPLINGS MALE & FEMALE ENDS

www.flowfitonline.com
TECH. DATA SHEET
QRC02



WARNING

These couplings are unsuitable for use on Pulse/Hammer applications.

Flowfit hydraulic flat face quick release couplings of this series represent the first genuine revolution in the field of applications for flat face quick release couplings. Where previous models performed well at low operating pressures and with limited fluctuations in pressure, these new couplings can be used in applications typified by high operating pressures, high flow rates and low pressure drops, offering the same guarantees as components of conventional design.

Flowfit couplings are manufactured to the new ISO 16028 standard. This guarantees: Interchangeability with other couplings responding to the new standard, Maximum operating pressure 350 bar for all sizes. dependable operation of the coupling and low pressure drops are guaranteed, irrespective of the flow direction, male to female or female to male.

Flowfit Hydraulic Flat Face Quick Release Couplings Interchange with:

- Parker FE
- Safeway S56
- Faster 2FFI
- Aeroquip FD 89
- Snap Tite 74
- DNP PLT4
- Tomco FE
- Stucchi FIRG

Please refer to the specification table below to ensure the correct size is selected. Red plastic caps for female/male couplings up to 1" BSP available to protect and stop dirt entering the quick releases and your hydraulic circuit.

INSTRUCTIONS FOR USE

Prior to connecting ensure that the mating surfaces of the couplings are clean and free of dirt to avoid contamination of the hydraulic system.

To connect, push both couplings together until the locking mechanism engages.

For added security and to prevent accidental disconnection, rotate the collar on the female coupling a quarter turn.

To disconnect, rotate the collar on the female coupling until the notch aligns with protruding ball bearing then pull the collar back, allowing the couplings to disengage.

CAUTION

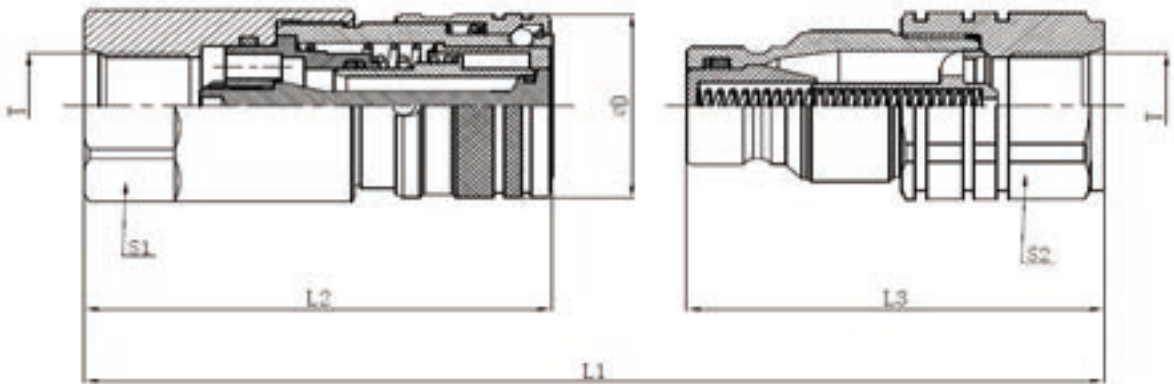
Under no circumstances should the couplings be connected or disconnected with pressure in the hydraulic system.

Whilst in use, the couplings may become hot (up to +100°C). Protective gloves should be worn when disconnecting.

To reduce the risk of contamination, the use of protective caps on the couplings when they are disconnected is strongly recommended (available separately).

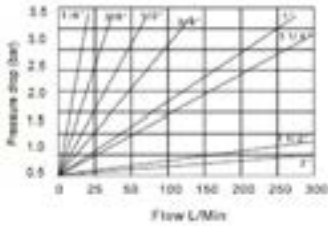
SPECIFICATION

Materials: zinc-plated carbon steel body
Seals: standard in nitrile NBR. On request FKM, EPDM and VMQ seals
Back-up ring: in pure Teflon
Working temperature: with standard seals -25°C + 125°C



DN	ISO	L1	L2	L3	ØD	S1	S2	T	PRODUCT REFERENCE (F)	PRODUCT REFERENCE (M)
04	6.3	100.0	58.5	53.3	28.0	22.0	22.0	1/4" BSP	QRCFFF14	QRCFFM14
06	10	121.0	73.5	61.2	32.0	30.0	30.0	3/8" BSP	QRCFFF38	QRCFFM38
06	10	121.0	73.5	61.2	32.0	30.0	30.0	1/2" BSP	QRCFFF12-38	QRCFFM12-38
08	12.5	143.5	73.4	74.0	38.0	36.0	36.0	1/2" BSP	QRCFFF12	QRCFFM12
08	12.5	143.5	73.4	74.0	38.0	36.0	36.0	3/4" BSP	QRCFFF34-12	QRCFFM34-12
12	20	154.0	95.0	87.0	48.0	41.0	41.0	3/4" BSP	QRCFFF34	QRCFFM34
12	20	154.0	95.0	87.0	48.0	41.0	41.0	1" BSP	QRCFFF1-34	QRCFFM1-34
16	25	177.0	109.5	92.0	55.0	50.0	50.0	1" BSP	QRCFFF1	QRCFFM1
16	25	177.0	109.5	92.0	55.0	50.0	50.0	1 1/4" BSP	QRCFFF1620114	QRCFFM1620114
24	40	224.0	133.0	120.0	80.0	65.0	70.0	1-1/2" BSP	QRCFFF24112	QRCFFM24112
32	50	284.0	147.5	173.0	102.0	80.0	80.0	2" BSP	QRCFFF322	QRCFFM322

TECHNICAL DATA



NOMINAL SIZE		MAX. WORKING PRESSURE (BAR)	MAX FLOW (L/M)	RATED FLOW (L/M)	MIN BURST PRESSURE			FLUID SPILLAGE (CC)
DN	ISO				MALE (BAR)	FEMALE (BAR)	COUPLED (BAR)	
04	6.3	400	24	12	1900	1900	1430	0.08
06	10	350	46	23	1560	1780	1610	0.01
08	12.5	350	90	45	1700	1590	1900	0.012
12	20	350	170	100	1660	1470	1840	0.02
16	25	350	378	189	1470	1400	1530	0.03
24	40	250	750	379	1000	1000	1000	0.25
32	50	250	1000	758	1000	1000	1000	0.35

PRODUCT REFERENCE	DESCRIPTION	NETT. PRICE	
		£ STERLING	€ EUROS
QRCFFF14	HYDRAULIC FLAT FACE QUICK RELEASE COUPLING FEMALE 1/4" BSP, DN04, ISO 6.3, 400 BAR RATED, 12 L/MIN	£8.43	€ 9.52
QRCFFM14	HYDRAULIC FLAT FACE QUICK RELEASE COUPLING MALE 1/4" BSP, DN04, ISO 6.3, 400 BAR RATED, 12 L/MIN	£3.70	€ 4.18
QRCFFF38	HYDRAULIC FLAT FACE QUICK RELEASE COUPLING FEMALE 3/8" BSP, DN06, ISO10, 350 BAR RATED, 23 L/MIN	£11.01	€ 12.45
QRCFFM38	HYDRAULIC FLAT FACE QUICK RELEASE COUPLING MALE 3/8" BSP, DN06, ISO10, 350 BAR RATED, 23 L/MIN	£5.50	€ 6.22
QRCFFF12-38	HYDRAULIC FLAT FACE QUICK RELEASE COUPLING FEMALE 1/2" BSP, DN06, ISO10, 350 BAR RATED, 23 L/MIN	£11.01	€ 12.45
QRCFFM12-38	HYDRAULIC FLAT FACE QUICK RELEASE COUPLING MALE 1/2" BSP, DN06, ISO10, 350 BAR RATED, 23 L/MIN	£5.50	€ 6.22
QRCFFF12	HYDRAULIC FLAT FACE QUICK RELEASE COUPLING FEMALE 1/2" BSP, DN08, ISO 12.5, 350 BAR RATED, 45 L/MIN	£14.13	€ 15.97
QRCFFM12	HYDRAULIC FLAT FACE QUICK RELEASE COUPLING MALE 1/2" BSP, DN08, ISO 12.5, 350 BAR RATED, 45 L/MIN	£6.96	€ 7.87
QRCFFF34-12	HYDRAULIC FLAT FACE QUICK RELEASE COUPLING FEMALE 3/4" BSP, DN08, ISO 12.5, 350 BAR RATED, 45 L/MIN	£14.13	€ 15.97
QRCFFM34-12	HYDRAULIC FLAT FACE QUICK RELEASE COUPLING MALE 3/4" BSP, DN08, ISO 12.5, 350 BAR RATED, 45 L/MIN	£6.96	€ 7.87
QRCFFF34	HYDRAULIC FLAT FACE QUICK RELEASE COUPLING FEMALE 3/4" BSP, DN12, ISO 20, 350 BAR RATED, 100 L/MIN	£23.65	€ 26.72
QRCFFM34	HYDRAULIC FLAT FACE QUICK RELEASE COUPLING MALE 3/4" BSP, DN12, ISO 20, 350 BAR RATED, 100 L/MIN	£14.82	€ 16.75
QRCFFF1-34	HYDRAULIC FLAT FACE QUICK RELEASE COUPLING FEMALE 1" BSP, DN12, ISO 20, 350 BAR RATED, 100 L/MIN	£23.65	€ 26.72
QRCFFM1-34	HYDRAULIC FLAT FACE QUICK RELEASE COUPLING MALE 1" BSP, DN12, ISO 20, 350 BAR RATED, 100 L/MIN	£14.82	€ 16.75
QRCFFF1	HYDRAULIC FLAT FACE QUICK RELEASE COUPLING FEMALE 1" BSP, DN16, ISO 25, 350 BAR RATED, 189 L/MIN	£34.78	€ 39.30
QRCFFM1	HYDRAULIC FLAT FACE QUICK RELEASE COUPLING MALE 1" BSP, DN16, ISO 25, 350 BAR RATED, 189 L/MIN	£18.85	€ 21.30
QRCFFF1620114	HYDRAULIC FLAT FACE QUICK RELEASE COUPLING FEMALE 1 1/4" BSP, DN16/DN20, ISO 25, 350 BAR RATED 189 L/MIN	£41.38	€ 46.76
QRCFFM1620114	HYDRAULIC FLAT FACE QUICK RELEASE COUPLING MALE 1 1/4" BSP, DN16/DN20, ISO 25, 350 BAR RATED 189 L/MIN	£18.85	€ 21.30
QRCFFF24112	HYDRAULIC FLAT FACE QUICK RELEASE COUPLING FEMALE 1 1/2" BSP, DN24, ISO 40, 250 BAR, 379 L/MIN	£131.54	€ 148.64
QRCFFM24112	HYDRAULIC FLAT FACE QUICK RELEASE COUPLING MALE 1 1/2" BSP, DN24, ISO 40, 250 BAR, 379 L/MIN	£67.53	€ 76.31
QRCFFF322	HYDRAULIC FLAT FACE QUICK RELEASE COUPLING FEMALE 2" BSP, DN32, 250 BAR RATED, 758 L/MIN	£256.18	€ 289.48
QRCFFM322	HYDRAULIC FLAT FACE QUICK RELEASE COUPLING MALE 2" BSP, DN32, 250 BAR RATED, 758 L/MIN	£135.85	€ 153.51

ACCESSORIES



DN	ISO	FEMALE DUST PLUG	MALE DUST CAP	MATERIAL
04	6.3	PPQRCFFF14	PPQRCFFM14	Plastic
06	10	PPQRCFFF38	PPQRCFFM38	Plastic
12	20	PPQRCFFF34	PPQRCFFM34	Plastic
16	25	PPQRCFFF1	PPQRCFFM1	Plastic

PRODUCT REFERENCE	DESCRIPTION	NETT. PRICE	
		£ STERLING	€ EUROS
PPQRCFFF14	PLASTIC DUST CAP FOR 1/4"BSP, DN04 FLAT FACE FEMALE QRC	£0.67	€ 0.75
PPQRCFFM14	PLASTIC DUST CAP FOR 1/4"BSP, DN04 FLAT FACE MALE QRC	£0.67	€ 0.75
PPQRCFFF38	PLASTIC DUST CAP FOR 3/8"BSP, DN06 FLAT FACE FEMALE QRC AND 1/2"BSP, DN06 FLAT FACE FEMALE QRC	£0.71	€ 0.80
PPQRCFFM38	PLASTIC DUST CAP FOR 3/8"BSP, DN06 FLAT FACE MALE QRC AND 1/2"BSP, DN06 FLAT FACE MALE QRC	£0.71	€ 0.80
PPQRCFFF12	PLASTIC DUST CAP FOR 1/2"BSP, DN08 FLAT FACE FEMALE QRC AND 3/4"BSP, DN08 FLAT FACE FEMALE QRC	£0.83	€ 0.93
PPQRCFFM12	PLASTIC DUST CAP FOR 1/2"BSP, DN08 FLAT FACE MALE QRC AND 3/4"BSP, DN08 FLAT FACE MALE QRC	£0.83	€ 0.93
PPQRCFFF34	PLASTIC DUST CAP FOR 3/4"BSP, DN12 FLAT FACE FEMALE QRC AND 1"BSP, DN12 FLAT FACE FEMALE QRC	£0.96	€ 1.09
PPQRCFFM34	PLASTIC DUST CAP FOR 3/4"BSP, DN12 FLAT FACE MALE QRC AND 1"BSP, DN12 FLAT FACE MALE QRC	£0.96	€ 1.09
PPQRCFFF1	PLASTIC DUST CAP FOR 1"BSP, DN16 FLAT FACE FEMALE QRC	£1.46	€ 1.65
PPQRCFFM1	PLASTIC DUST CAP FOR 1"BSP, DN16 FLAT FACE MALE QRC	£1.46	€ 1.65

FLOWFIT HYDRAULIC TRAILER BRAKE QUICK RELEASE COUPLINGS



Flowfit hydraulic trailer brake quick release couplings are mainly used in the agricultural sector for hydraulic braking systems.

Flowfit Hydraulic Trailer Brake Quick Release Couplings Interchange with:

- NFU 16-006/68
- DNP PFT
- Parker 5676

Please refer to the specification table below to ensure the correct size is selected.

A grey plastic cap for the male couplings and a steel parking plug for the female coupling are available to protect and stop dirt entering the quick releases and your hydraulic circuit.

INSTRUCTIONS FOR USE

Prior to connecting ensure that the mating parts of the couplings are clean and free of dirt to avoid contamination of the hydraulic system.

To connect, pull the collar on the female coupling back and insert the male coupling as far as it will go. Release the collar to lock the couplings together.

To disconnect, pull the collar on the female coupling back and allow the male coupling to disengage.

CAUTION

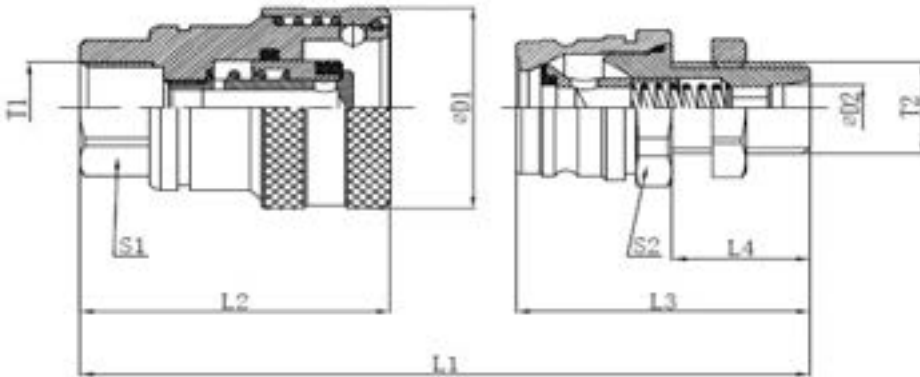
Under no circumstances should the couplings be connected or disconnected with pressure in the hydraulic system.

To reduce the risk of contamination, the use of protective plugs and caps on the couplings when they are disconnected is strongly recommended (available separately).

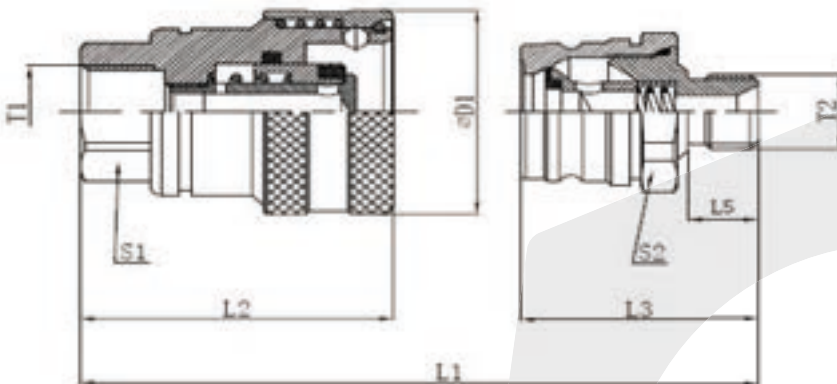
SPECIFICATION

- Materials: zinc-plated carbon steel body
- Valve: Flat valve type
- Back-up ring: in pure Teflon
- Seals: standard in nitrile NBR.
- On request FKM, EPDM and VMQ seals
- Working temperature: with standard seals
-25 °C+ 125 °C

FEMALE TO MALE WITH BULKHEAD



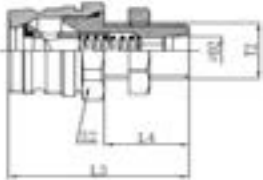
FEMALE TO MALE WITH MALE THREAD





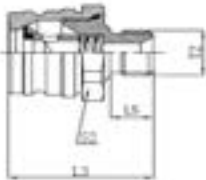
FEMALE TRAILER BREAK QUICK RELEASE COUPLING

DN	ISO	L2	D1	S1	T1	PRODUCT REFERENCE
08	12.5	56.0	44.0	27.0	3/8" BSP	QRCTBF38
					1/2" BSP	QRCTBF12
					M18x1.5	QRCTBFM18



MALE TRAILER BRAKE QUICK RELEASE COUPLING WITH BULKHEAD CONNECTION

DN	ISO	L3	L4	S2	D2	T2	PRODUCT REFERENCE
8.0	12.5	51.0	23.0	32.0	12.0	M18x1.5	QRCTBBMM18
					15.0	M22x1.5	QRCTBBMM22
Combined length with Female Trailer Brake Coupling (L1) = 91.5							



MALE TRAILER BRAKE QUICK RELEASE COUPLING WITH MALE THREAD

DN	ISO	L3	L5	S2	T2	PRODUCT REFERENCE
8.0	12.5	48.0	15.0	32.0	1/2" BSP	QRCTBM12

Combined length with Female Trailer Brake Coupling (L1) = 88.5

TECHNICAL DATA

NOMINAL SIZE		MAX. WORKING PRESSURE (BAR)	RATED FLOW (L/M)	MIN BURST PRESSURE			FLUID SPILLAGE (CC)
DN	ISO			MALE (BAR)	FEMALE (BAR)	COUPLED (BAR)	
04	6.3	400	12	1900	1900	1430	0.008
06	10	350	23	1560	1780	1610	0.01
08	12.5	350	45	1700	1590	1900	0.012
12	20	350	100	1660	1470	1840	0.02
16	25	350	189	1470	1400	1530	0.03
24	40	250	379	1000	1000	1000	0.25
32	50	250	758	1000	1000	1000	0.35

PRODUCT REFERENCE	DESCRIPTION	NETT. PRICE	
		£ STERLING	€ EUROS
QRCTBF38	TRAILER BRAKE QRC FEMALE 3/8" BSP DN08, 150 BAR RATED 24 L/MIN	£5.09	€ 5.75
QRCTBF12	TRAILER BRAKE QRC FEMALE 1/2" BSP DN08, 150 BAR RATED 24 L/MIN	£5.09	€ 5.75
QRCTBFM18	TRAILER BRAKE QRC FEMALE M18X1.5 DN08, 150 BAR RATED 24 L/MIN	£5.09	€ 5.75
QRCTBBMM18	TRAILER BRAKE QRC MALE M18X1.5 BULKHEAD DN08, 150 BAR RATED 24 L/MIN	£4.40	€ 4.97
QRCTBBMM22	TRAILER BRAKE QRC MALE M22X1.5 BULKHEAD DN08, 150 BAR RATED 24 L/MIN	£4.40	€ 4.97
QRCTBM12	TRAILER BRAKE QRC MALE 1/2"BSP DN08, 150 BAR RATED 24 L/MIN	£4.40	€ 4.97

ACCESSORIES



DN	ISO	FEMALE DUST PLUG	MALE DUST CAP	MATERIAL
08	12.5	QRCTBFS	QRCTBMPVC	Plastic
				Steel

PRODUCT REFERENCE	DESCRIPTION	NETT. PRICE	
		£ STERLING	€ EUROS
QRCTBMPVC	TRAILER BRAKE PLASTIC MALE DUST CAP COVER DN08 (GREY)	£0.52	€ 0.59
QRCTBFS	TRAILER BRAKE FEMALE STEEL DUST PLUG COUPLER COVER	£0.96	€ 1.09

HYDRAULIC ADAPTORS

PRODUCT	PAGE
MALE X MALE ADAPTORS	458
MALE X SWIVEL FEMALE ADAPTORS	472
SWIVEL FEMALE X SWIVEL FEMALE ADAPTORS	476
MALE X FIXED FEMALE & FIXED FEMALE/FEMALE ADAPTORS	477
TEES & CROSS ADAPTORS	479
ELBOW ADAPTORS	486
PLUGS, CAPS & CRIMP NUTS	493
SWEPTS, PUSH-INS, HOSE-TAILS & FERRULES	496
BONDED SEALS	498



QUALITY PRODUCTS

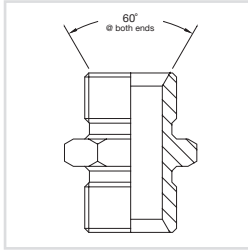


FREE ADVICE



MALE X MALE ADAPTORS

BSP MALE X BSP MALE



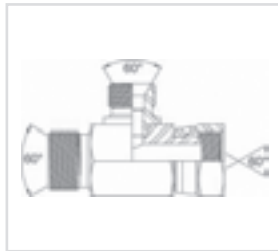
www.flowfitonline.com
TECH. DATA SHEET
HA01

PART NUMBER	DESCRIPTION	NETT. PRICE	
BUR00001	Hydraulic adaptor male x male, 1/8" BSP x 1/8" BSP	£1.14	€ 1.29
BUR00002	Hydraulic adaptor male x male, 1/8" BSP x 1/4" BSP	£1.19	€ 1.34
BUR00003	Hydraulic adaptor male x male, 1/8" BSP x 3/8" BSP	£1.55	€ 1.75
BUR00004	Hydraulic adaptor male x male, 1/8" BSP x 1/2" BSP	£2.01	€ 2.28
BUR00005	Hydraulic adaptor male x male, 1/4" BSP x 1/4" BSP	£1.14	€ 1.29
BUR00006	Hydraulic adaptor male x male, 1/4" BSP x 3/8" BSP	£1.30	€ 1.47
BUR00007	Hydraulic adaptor male x male, 1/4" BSP x 1/2" BSP	£1.61	€ 1.82
BUR00008	Hydraulic adaptor male x male, 1/4" BSP x 5/8" BSP	£3.81	€ 4.30
BUR00009	Hydraulic adaptor male x male, 1/4" BSP x 3/4" BSP	£3.81	€ 4.30
BUR00010	Hydraulic adaptor male x male, 1/4" BSP x 1" BSP	£5.95	€ 6.72
BUR00011	Hydraulic adaptor male x male, 1/4" BSP x 1 1/4" BSP	£20.15	€ 22.77
BUR00012	Hydraulic adaptor male x male, 1/4" BSP x 1 1/2" BSP	£24.46	€ 27.65
BUR00013	Hydraulic adaptor male x male, 1/4" BSP x 2" BSP	£33.45	€ 37.80
BUR00014	Hydraulic adaptor male x male, 3/8" BSP x 3/8" BSP	£1.30	€ 1.47
BUR00015	Hydraulic adaptor male x male, 3/8" BSP x 1/2" BSP	£1.61	€ 1.82
BUR00016	Hydraulic adaptor male x male, 3/8" BSP x 5/8" BSP	£2.26	€ 2.55
BUR00017	Hydraulic adaptor male x male, 3/8" BSP x 3/4" BSP	£2.90	€ 3.28
BUR00018	Hydraulic adaptor male x male, 3/8" BSP x 1" BSP	£5.95	€ 6.72
BUR00019	Hydraulic adaptor male x male, 3/8" BSP x 1 1/4" BSP	£16.58	€ 18.73
BUR00020	Hydraulic adaptor male x male, 3/8" BSP x 1 1/2" BSP	£19.14	€ 21.63
BUR00060	Hydraulic adaptor male x male, 3/8" BSP x 2" BSP	£33.45	€ 37.80
BUR00021	Hydraulic adaptor male x male, 1/2" BSP x 1/2" BSP	£1.61	€ 1.82
BUR00022	Hydraulic adaptor male x male, 1/2" BSP x 5/8" BSP	£2.12	€ 2.40
BUR00023	Hydraulic adaptor male x male, 1/2" BSP x 3/4" BSP	£2.75	€ 3.10
BUR00024	Hydraulic adaptor male x male, 1/2" BSP x 1" BSP	£4.80	€ 5.43
BUR00025	Hydraulic adaptor male x male, 1/2" BSP x 1 1/4" BSP	£16.58	€ 18.73
BUR00026	Hydraulic adaptor male x male, 1/2" BSP x 1 1/2" BSP	£20.26	€ 22.89
BUR00027	Hydraulic adaptor male x male, 1/2" BSP x 2" BSP	£25.54	€ 28.86
BUR00028	Hydraulic adaptor male x male, 5/8" BSP x 5/8" BSP	£2.12	€ 2.40
BUR00029	Hydraulic adaptor male x male, 5/8" BSP x 3/4" BSP	£2.75	€ 3.10
BUR00030	Hydraulic adaptor male x male, 5/8" BSP x 1" BSP	£4.87	€ 5.50
BUR00031	Hydraulic adaptor male x male, 5/8" BSP x 1 1/4" BSP	£16.58	€ 18.73
BUR00032	Hydraulic adaptor male x male, 3/4" BSP x 3/4" BSP	£2.75	€ 3.10
BUR00033	Hydraulic adaptor male x male, 3/4" BSP x 1" BSP	£4.80	€ 5.43
BUR00034	Hydraulic adaptor male x male, 3/4" BSP x 1 1/4" BSP	£15.91	€ 17.98
BUR00035	Hydraulic adaptor male x male, 3/4" BSP x 1 1/2" BSP	£18.36	€ 20.75
BUR00036	Hydraulic adaptor male x male, 3/4" BSP x 2" BSP	£24.57	€ 27.77
BUR00037	Hydraulic adaptor male x male, 1" BSP x 1" BSP	£4.61	€ 5.21
BUR00038	Hydraulic adaptor male x male, 1" BSP x 1 1/4" BSP	£10.71	€ 12.10
BUR00039	Hydraulic adaptor male x male, 1" BSP x 1 1/2" BSP	£13.70	€ 15.48
BUR00040	Hydraulic adaptor male x male, 1" BSP x 2" BSP	£21.49	€ 24.28
BUR00051	Hydraulic adaptor male x male, 1" BSP x 2 1/2" BSP	£52.32	€ 59.12
BUR00042	Hydraulic adaptor male x male, 1 1/4" BSP x 1 1/4" BSP	£9.85	€ 11.13
BUR00043	Hydraulic adaptor male x male, 1 1/4" BSP x 1 1/2" BSP	£12.75	€ 14.41
BUR00044	Hydraulic adaptor male x male, 1 1/4" BSP x 2" BSP	£21.49	€ 24.28

Continued on next page

PART NUMBER	DESCRIPTION	NETT. PRICE	
		£ STERLING	€ EUROS
BUR00041	Hydraulic adaptor male x male, 1 1/4" BSP x 2 1/2" BSP	£52.32	€ 59.12
BUR00045	Hydraulic adaptor male x male, 1 1/2" BSP x 1 1/2" BSP	£12.01	€ 13.57
BUR00046	Hydraulic adaptor male x male, 1 1/2" BSP x 1 3/4" BSP	£15.42	€ 17.43
BUR00047	Hydraulic adaptor male x male, 1 1/2" BSP x 2" BSP	£19.45	€ 21.98
BUR00048	Hydraulic adaptor male x male, 1 1/2" BSP x 2 1/2" BSP	£52.32	€ 59.12
BUR00057	Hydraulic adaptor male x male, 1 3/4" BSP x 1 3/4" BSP	£9.85	€ 11.13
BUR00049	Hydraulic adaptor male x male, 1 3/4" BSP x 2" BSP	£21.49	€ 24.28
BUR00050	Hydraulic adaptor male x male, 2" BSP x 2" BSP	£19.45	€ 21.98
BUR00053	Hydraulic adaptor male x male, 2" BSP x 2 1/2" BSP	£52.32	€ 59.12
BUR00056	Hydraulic adaptor male x male, 2" BSP x 3" BSP	£101.55	€ 114.75
BUR00063	Hydraulic adaptor male x male, 2" BSP x 4" BSP	£189.00	€ 213.57
BUR00052	Hydraulic adaptor male x male, 2 1/2" BSP x 2 1/2" BSP	£45.57	€ 51.49
BUR00054	Hydraulic adaptor male x male, 2 1/2" BSP x 3" BSP	£69.81	€ 78.89
BUR00055	Hydraulic adaptor male x male, 3" BSP x 3" BSP	£69.81	€ 78.89
BUR00064	Hydraulic adaptor male x male, 3" BSP x 4" BSP	£189.00	€ 213.57
BUR00061	Hydraulic adaptor male x male, 3 1/2" BSP x 4" BSP	£159.07	€ 179.75
BUR00062	Hydraulic adaptor male x male, 4" BSP x 4" BSP	£179.16	€ 202.45

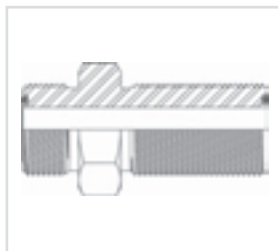
ORFS MALE X ORFS MALE



www.flowfitonline.com
TECH. DATA SHEET
HA01

PART NUMBER	DESCRIPTION	NETT. PRICE	
		£ STERLING	€ EUROS
BUR9305-04-04	Hydraulic adaptor ORFS male x ORFS male, 9/16 ORFS X 9/16 ORFS	£3.85	€ 4.35
BUR9305-24-24	Hydraulic adaptor ORFS male x ORFS male, 2 ORFS X 2 ORFS	£42.04	€ 47.50

ORFS MALE X ORFS MALE BULKHEAD ONLY

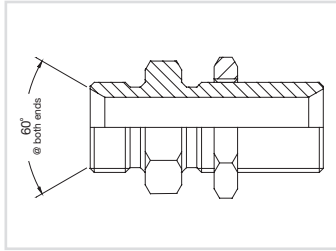


www.flowfitonline.com
TECH. DATA SHEET
HA01

PART NUMBER	DESCRIPTION	NETT. PRICE	
		£ STERLING	€ EUROS
BUR9325-04	Hydraulic adaptor ORFS male x ORFS male bulkhead only, 9/16 ORFS	£13.04	€ 14.73
BUR9325-06	Hydraulic adaptor ORFS male x ORFS male bulkhead only, 11/16 ORFS	£12.82	€ 14.48
BUR9325-08	Hydraulic adaptor ORFS male x ORFS male bulkhead only, 13/16 ORFS	£16.91	€ 19.10
BUR9325-10	Hydraulic adaptor ORFS male x ORFS male bulkhead only, 1 ORFS	£18.25	€ 20.63
BUR9325-12	Hydraulic adaptor ORFS male x ORFS male bulkhead only, 1-3/16 ORFS	£23.31	€ 26.34
BUR9325-16	Hydraulic adaptor ORFS male x ORFS male bulkhead only, 1-7/16 ORFS	£27.79	€ 31.41
BUR9325-20	Hydraulic adaptor ORFS male x ORFS male bulkhead only, 1-11/16 ORFS	£41.76	€ 47.19

BSP MALE X BSP MALE BULKHEAD WITH LOCKNUT

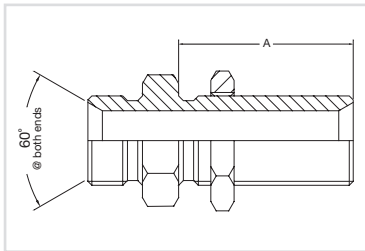
www.flowfitonline.com
TECH. DATA SHEET
HA01



PART NUMBER	DESCRIPTION	NETT. PRICE	
		£ STERLING	€ EUROS
BUR09500	Hydraulic bulkhead male x male adaptor with locknut 1/8" BSP	£4.59	€ 5.19
BUR09501	Hydraulic bulkhead male x male adaptor with locknut 1/4" BSP	£4.03	€ 4.55
BUR09502	Hydraulic bulkhead male x male adaptor with locknut 3/8" BSP	£4.34	€ 4.90
BUR09503	Hydraulic bulkhead male x male adaptor with locknut 1/2" BSP	£4.73	€ 5.34
BUR09504	Hydraulic bulkhead male x male adaptor with locknut 5/8" BSP	£5.45	€ 6.16
BUR09506	Hydraulic bulkhead male x male adaptor with locknut 3/4" BSP	£8.15	€ 9.21
BUR09507	Hydraulic bulkhead male x male adaptor with locknut 1" BSP	£11.32	€ 12.79
BUR09508	Hydraulic bulkhead male x male adaptor with locknut 1-1/4" BSP	£22.18	€ 25.06
BUR09509	Hydraulic bulkhead male x male adaptor with locknut 1-1/2" BSP	£41.99	€ 47.44
BUR09510	Hydraulic bulkhead male x male adaptor with locknut 2" BSP	£57.56	€ 65.04
BUR09516	Hydraulic bulkhead male x male adaptor with locknut 2-1/2" BSP	£116.02	€ 131.10
BUR09517	Hydraulic bulkhead male x male adaptor with locknut 3" BSP	£187.02	€ 211.33
BUR09512	Hydraulic bulkhead male x male adaptor with locknut 1/4" BSP x 3/8" BSP	£6.17	€ 6.97
BUR09513	Hydraulic bulkhead male x male adaptor with locknut 3/8" BSP x 1/4" BSP	£6.17	€ 6.97
BUR09505	Hydraulic bulkhead male x male adaptor with locknut 3/8" BSP x 1/2" BSP	£9.07	€ 10.25
BUR09511	Hydraulic bulkhead male x male adaptor with locknut 1/2" BSP x 3/8" BSP	£9.07	€ 10.25
BUR09514	Hydraulic bulkhead male x male adaptor with locknut 1/2" BSP x 3/4" BSP	£16.29	€ 18.41
BUR09515	Hydraulic bulkhead male x male adaptor with locknut 3/4" BSP x 1/2" BSP	£16.06	€ 18.15
BUR09521	Hydraulic bulkhead male x male adaptor with locknut 1-1/2" BSP x 1" BSP	£62.05	€ 70.12

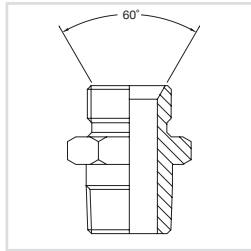
BSP MALE X BSP MALE EXTENDED BULKHEAD WITH LOCKNUT

www.flowfitonline.com
TECH. DATA SHEET
HA01



PART NUMBER	DESCRIPTION	NETT. PRICE	
		£ STERLING	€ EUROS
BUR12201	Hydraulic male x male extended bulkhead with locknut 1/4" BSP	£8.20	€ 9.27
BUR12202	Hydraulic male x male extended bulkhead with locknut 3/8" BSP	£9.79	€ 11.07
BUR12203	Hydraulic male x male extended bulkhead with locknut 1/2" BSP	£10.07	€ 11.38
BUR12205	Hydraulic male x male extended bulkhead with locknut 5/8" BSP	£12.83	€ 14.49
BUR12204	Hydraulic male x male extended bulkhead with locknut 3/4" BSP	£13.56	€ 15.32
BUR12206	Hydraulic male x male extended bulkhead with locknut 1" BSP	£26.21	€ 29.62
BUR12211	Hydraulic male x male extended bulkhead with locknut 3/8" BSP x 1/2" BSP	£10.11	€ 11.43
BUR12210	Hydraulic male x male extended bulkhead with locknut 1/2" BSP x 3/8" BSP	£10.11	€ 11.43
BUR12215	Hydraulic male x male extended bulkhead with locknut 3/4" BSP x 1/2" BSP	£13.56	€ 15.32

BSP MALE X BSPT MALE

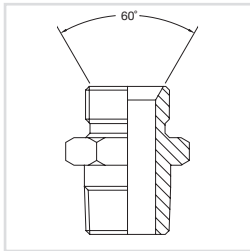


PART NUMBER	DESCRIPTION	NETT. PRICE	
		£ STERLING	€ EUROS
BUR00301	Hydraulic adaptor male x taper male 1/8" BSP x 1/8" BSPT	£1.27	€ 1.44
BUR00302	Hydraulic adaptor male x taper male 1/8" BSP x 1/4" BSPT	£1.44	€ 1.63
BUR00303	Hydraulic adaptor male x taper male 1/8" BSP x 3/8" BSPT	£1.83	€ 2.07
BUR00304	Hydraulic adaptor male x taper male 1/8" BSP x 1/2" BSPT	£4.54	€ 5.13
BUR00305	Hydraulic adaptor male x taper male 1/4" BSP x 1/8" BSPT	£1.44	€ 1.63
BUR00306	Hydraulic adaptor male x taper male 1/4" BSP x 1/4" BSPT	£1.27	€ 1.44
BUR00307	Hydraulic adaptor male x taper male 1/4" BSP x 3/8" BSPT	£1.61	€ 1.82
BUR00308	Hydraulic adaptor male x taper male 1/4" BSP x 1/2" BSPT	£2.23	€ 2.52
BUR00310	Hydraulic adaptor male x taper male 1/4" BSP x 3/4" BSPT	£3.81	€ 4.30
BUR00311	Hydraulic adaptor male x taper male 3/8" BSP x 1/8" BSPT	£2.23	€ 2.52
BUR00312	Hydraulic adaptor male x taper male 3/8" BSP x 1/4" BSPT	£1.78	€ 2.01
BUR00313	Hydraulic adaptor male x taper male 3/8" BSP x 3/8" BSPT	£1.61	€ 1.82
BUR00314	Hydraulic adaptor male x taper male 3/8" BSP x 1/2" BSPT	£2.23	€ 2.52
BUR00315	Hydraulic adaptor male x taper male 3/8" BSP x 5/8" BSPT	£3.11	€ 3.51
BUR00316	Hydraulic adaptor male x taper male 3/8" BSP x 3/4" BSPT	£3.71	€ 4.19
BUR00317	Hydraulic adaptor male x taper male 3/8" BSP x 1" BSPT	£6.55	€ 7.40
BUR00318	Hydraulic adaptor male x taper male 1/2" BSP x 1/8" BSPT	£2.90	€ 3.28
BUR00319	Hydraulic adaptor male x taper male 1/2" BSP x 1/4" BSPT	£2.23	€ 2.52
BUR00320	Hydraulic adaptor male x taper male 1/2" BSP x 3/8" BSPT	£2.01	€ 2.28
BUR00321	Hydraulic adaptor male x taper male 1/2" BSP x 1/2" BSPT	£1.78	€ 2.01
BUR00322	Hydraulic adaptor male x taper male 1/2" BSP x 5/8" BSPT	£2.53	€ 2.86
BUR00323	Hydraulic adaptor male x taper male 1/2" BSP x 3/4" BSPT	£3.03	€ 3.43
BUR00324	Hydraulic adaptor male x taper male 1/2" BSP x 1" BSPT	£5.17	€ 5.85
BUR00360	Hydraulic adaptor male x taper male 1/2" BSP x 1-1/4" BSPT	£11.86	€ 13.40
BUR00325	Hydraulic adaptor male x taper male 5/8" BSP x 1/4" BSPT	£3.11	€ 3.51
BUR00326	Hydraulic adaptor male x taper male 5/8" BSP x 3/8" BSPT	£3.38	€ 3.82
BUR00327	Hydraulic adaptor male x taper male 5/8" BSP x 1/2" BSPT	£2.42	€ 2.73
BUR00328	Hydraulic adaptor male x taper male 5/8" BSP x 5/8" BSPT	£2.42	€ 2.73
BUR00329	Hydraulic adaptor male x taper male 5/8" BSP x 3/4" BSPT	£3.81	€ 4.30
BUR00330	Hydraulic adaptor male x taper male 3/4" BSP x 1/4" BSPT	£4.39	€ 4.96
BUR00331	Hydraulic adaptor male x taper male 3/4" BSP x 3/8" BSPT	£4.05	€ 4.58
BUR00332	Hydraulic adaptor male x taper male 3/4" BSP x 1/2" BSPT	£2.98	€ 3.37
BUR00333	Hydraulic adaptor male x taper male 3/4" BSP x 5/8" BSPT	£3.71	€ 4.19
BUR00334	Hydraulic adaptor male x taper male 3/4" BSP x 3/4" BSPT	£2.80	€ 3.16
BUR00335	Hydraulic adaptor male x taper male 3/4" BSP x 1" BSPT	£5.17	€ 5.85
BUR00336	Hydraulic adaptor male x taper male 3/4" BSP x 1-1/4" BSPT	£11.86	€ 13.40
BUR00365	Hydraulic adaptor male x taper male 3/4" BSP x 1-1/2" BSPT	£18.72	€ 21.15
BUR00367	Hydraulic adaptor male x taper male 3/4" BSP x 2" BSPT	£98.40	€ 111.19
BUR00337	Hydraulic adaptor male x taper male 1" BSP x 1/4" BSPT	£18.72	€ 21.15
BUR00361	Hydraulic adaptor male x taper male 1" BSP x 3/8" BSPT	£6.55	€ 7.40
BUR00338	Hydraulic adaptor male x taper male 1" BSP x 1/2" BSPT	£5.17	€ 5.85
BUR00339	Hydraulic adaptor male x taper male 1" BSP x 3/4" BSPT	£5.17	€ 5.85
BUR00340	Hydraulic adaptor male x taper male 1" BSP x 1" BSPT	£5.17	€ 5.85
BUR00341	Hydraulic adaptor male x taper male 1" BSP x 1-1/4" BSPT	£11.32	€ 12.79
BUR00342	Hydraulic adaptor male x taper male 1" BSP x 1-1/2" BSPT	£13.60	€ 15.37
BUR00343	Hydraulic adaptor male x taper male 1" BSP x 2" BSPT	£24.57	€ 27.77
BUR00344	Hydraulic adaptor male x taper male 1-1/4" BSP x 3/4" BSPT	£12.11	€ 13.68
BUR00345	Hydraulic adaptor male x taper male 1-1/4" BSP x 1" BSPT	£12.11	€ 13.68
BUR00346	Hydraulic adaptor male x taper male 1-1/4" BSP x 1-1/4" BSPT	£10.97	€ 12.40
BUR00347	Hydraulic adaptor male x taper male 1-1/4" BSP x 1-1/2" BSPT	£14.14	€ 15.98
BUR00348	Hydraulic adaptor male x taper male 1-1/4" BSP x 2" BSPT	£23.22	€ 26.24

Continued on next page

PART NUMBER	DESCRIPTION	NETT. PRICE	
		£ STERLING	€ EUROS
BUR00349	Hydraulic adaptor male x taper male 1-1/2" BSP x 1" BSPT	£16.38	€ 18.51
BUR00350	Hydraulic adaptor male x taper male 1-1/2" BSP x 1-1/4" BSPT	£14.14	€ 15.98
BUR00351	Hydraulic adaptor male x taper male 1-1/2" BSP x 1-1/2" BSPT	£13.60	€ 15.37
BUR00352	Hydraulic adaptor male x taper male 1-1/2" BSP x 2" BSPT	£23.03	€ 26.03
BUR00353	Hydraulic adaptor male x taper male 2" BSP x 1" BSPT	£23.53	€ 26.59
BUR00354	Hydraulic adaptor male x taper male 2" BSP x 1-1/4" BSPT	£23.53	€ 26.59
BUR00355	Hydraulic adaptor male x taper male 2" BSP x 1-1/2" BSPT	£23.03	€ 26.03
BUR00356	Hydraulic adaptor male x taper male 2" BSP x 2" BSPT	£23.03	€ 26.03
BUR00363	Hydraulic adaptor male x taper male 2" BSP x 2-1/2" BSPT	£132.07	€ 149.23
BUR00362	Hydraulic adaptor male x taper male 2" BSP x 3" BSPT	£137.23	€ 155.07
BUR00359	Hydraulic adaptor male x taper male 2-1/2" BSP x 2" BSPT	£132.69	€ 149.94
BUR00357	Hydraulic adaptor male x taper male 2-1/2" BSP x 2-1/2" BSPT	£121.72	€ 137.54
BUR00364	Hydraulic adaptor male x taper male 2-1/2" BSP x 3" BSPT	£137.23	€ 155.07
BUR00358	Hydraulic adaptor male x taper male 3" BSP x 3" BSPT	£137.23	€ 155.07
BUR00366	Hydraulic adaptor male x taper male 4" BSP x 4" BSPT	£158.97	€ 179.63

BSP MALE X JIC MALE



www.flowfitonline.com
TECH. DATA SHEET

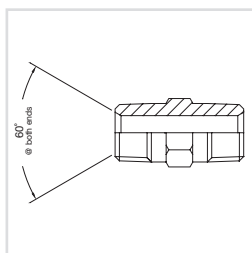
HA01

PART NUMBER	DESCRIPTION	NETT. PRICE	
		£ STERLING	€ EUROS
BUR01164	Hydraulic adaptor male BSP x JIC male, 1/8" BSP x 3/8" JIC	£2.23	€ 2.52
BUR01101	Hydraulic adaptor male BSP x JIC male, 1/8" BSP x 7/16" JIC	£1.78	€ 2.01
BUR01102	Hydraulic adaptor male BSP x JIC male, 1/8" BSP x 1/2" JIC	£1.69	€ 1.90
BUR01100	Hydraulic adaptor male BSP x JIC male, 1/8" BSP x 9/16" JIC	£2.09	€ 2.36
BUR01160	Hydraulic adaptor male BSP x JIC male, 1/4" BSP x 5/16" JIC	£3.71	€ 4.19
BUR01163	Hydraulic adaptor male BSP x JIC male, 1/4" BSP x 3/8" JIC	£9.21	€ 10.41
BUR01103	Hydraulic adaptor male BSP x JIC male, 1/4" BSP x 7/16" JIC	£1.27	€ 1.44
BUR01104	Hydraulic adaptor male BSP x JIC male, 1/4" BSP x 1/2" JIC	£1.55	€ 1.75
BUR01105	Hydraulic adaptor male BSP x JIC male, 1/4" BSP x 9/16" JIC	£1.44	€ 1.63
BUR01106	Hydraulic adaptor male BSP x JIC male, 1/4" BSP x 3/4" JIC	£2.12	€ 2.40
BUR01107	Hydraulic adaptor male BSP x JIC male, 1/4" BSP x 7/8" JIC	£3.34	€ 3.77
BUR01155	Hydraulic adaptor male BSP x JIC male, 1/4" BSP x 1-1/16" JIC	£6.32	€ 7.14
BUR01168	Hydraulic adaptor male BSP x JIC male, 1/4" BSP x 1-3/16" JIC	£6.32	€ 7.14
BUR01108	Hydraulic adaptor male BSP x JIC male, 1/4" BSP x 1-5/16" JIC	£6.32	€ 7.14
BUR01109	Hydraulic adaptor male BSP x JIC male, 3/8" BSP x 7/16" JIC	£1.55	€ 1.75
BUR01110	Hydraulic adaptor male BSP x JIC male, 3/8" BSP x 1/2" JIC	£1.55	€ 1.75
BUR01111	Hydraulic adaptor male BSP x JIC male, 3/8" BSP x 9/16" JIC	£1.44	€ 1.63
BUR01112	Hydraulic adaptor male BSP x JIC male, 3/8" BSP x 3/4" JIC	£1.78	€ 2.01
BUR01113	Hydraulic adaptor male BSP x JIC male, 3/8" BSP x 7/8" JIC	£2.12	€ 2.40
BUR01114	Hydraulic adaptor male BSP x JIC male, 3/8" BSP x 1-1/16" JIC	£3.34	€ 3.77
BUR01115	Hydraulic adaptor male BSP x JIC male, 3/8" BSP x 1-5/16" JIC	£5.26	€ 5.94
BUR01116	Hydraulic adaptor male BSP x JIC male, 1/2" BSP x 7/16" JIC	£2.23	€ 2.52
BUR01117	Hydraulic adaptor male BSP x JIC male, 1/2" BSP x 1/2" JIC	£2.23	€ 2.52
BUR01118	Hydraulic adaptor male BSP x JIC male, 1/2" BSP x 9/16" JIC	£1.83	€ 2.07
BUR01119	Hydraulic adaptor male BSP x JIC male, 1/2" BSP x 3/4" JIC	£1.78	€ 2.01
BUR01120	Hydraulic adaptor male BSP x JIC male, 1/2" BSP x 7/8" JIC	£15.11	€ 17.07
BUR01121	Hydraulic adaptor male BSP x JIC male, 1/2" BSP x 1-1/16" JIC	£2.75	€ 3.10
BUR01122	Hydraulic adaptor male BSP x JIC male, 1/2" BSP x 1-5/16" JIC	£5.26	€ 5.94
BUR01123	Hydraulic adaptor male BSP x JIC male, 5/8" BSP x 9/16" JIC	£3.34	€ 3.77
BUR01124	Hydraulic adaptor male BSP x JIC male, 5/8" BSP x 3/4" JIC	£3.34	€ 3.77
BUR01125	Hydraulic adaptor male BSP x JIC male, 5/8" BSP x 7/8" JIC	£3.34	€ 3.77
BUR01126	Hydraulic adaptor male BSP x JIC male, 5/8" BSP x 1-1/16" JIC	£4.26	€ 4.82

Continued on next page

PART NUMBER	DESCRIPTION	NETT. PRICE	
		£ STERLING	€ EUROS
BUR01127	Hydraulic adaptor male BSP x J C male, 5/8" BSP x 1-3/16" J C	£4.73	€ 5.34
BUR01128	Hydraulic adaptor male BSP x J C male, 5/8" BSP x 1-5/16" J C	£3.53	€ 3.99
BUR01129	Hydraulic adaptor male BSP x J C male, 3/4" BSP x 7/16" J C	£3.53	€ 3.99
BUR01130	Hydraulic adaptor male BSP x J C male, 3/4" BSP x 1/2" J C	£3.53	€ 3.99
BUR01150	Hydraulic adaptor male BSP x J C male, 3/4" BSP x 9/16" J C	£3.53	€ 3.99
BUR01131	Hydraulic adaptor male BSP x J C male, 3/4" BSP x 3/4" J C	£2.98	€ 3.37
BUR01132	Hydraulic adaptor male BSP x J C male, 3/4" BSP x 7/8" J C	£2.98	€ 3.37
BUR01133	Hydraulic adaptor male BSP x J C male, 3/4" BSP x 1-1/16" J C	£2.80	€ 3.16
BUR01134	Hydraulic adaptor male BSP x J C male, 3/4" BSP x 1-3/16" J C	£4.26	€ 4.82
BUR01135	Hydraulic adaptor male BSP x J C male, 3/4" BSP x 1-5/16" J C	£4.73	€ 5.34
BUR01148	Hydraulic adaptor male BSP x J C male, 3/4" BSP x 1-5/8" J C	£12.94	€ 14.63
BUR01158	Hydraulic adaptor male BSP x J C male, 3/4" BSP x 1-7/8" J C	£17.99	€ 20.33
BUR01169	Hydraulic adaptor male BSP x J C male, 1" BSP x 9/16" J C	£7.97	€ 9.01
BUR01136	Hydraulic adaptor male BSP x J C male, 1" BSP x 3/4" J C	£5.45	€ 6.16
BUR01137	Hydraulic adaptor male BSP x J C male, 1" BSP x 7/8" J C	£5.45	€ 6.16
BUR01138	Hydraulic adaptor male BSP x J C male, 1" BSP x 1-1/16" J C	£4.73	€ 5.34
BUR01139	Hydraulic adaptor male BSP x J C male, 1" BSP x 1-3/16" J C	£4.73	€ 5.34
BUR01140	Hydraulic adaptor male BSP x J C male, 1" BSP x 1-5/16" J C	£4.73	€ 5.34
BUR01141	Hydraulic adaptor male BSP x J C male, 1" BSP x 1-5/8" J C	£12.24	€ 13.83
BUR01156	Hydraulic adaptor male BSP x J C male, 1" BSP x 1-7/8" J C	£17.99	€ 20.33
BUR01151	Hydraulic adaptor male BSP x J C male, 1" BSP x 2-1/2" J C	£35.64	€ 40.27
BUR01142	Hydraulic adaptor male BSP x J C male, 1-1/4" BSP x 1-1/16" J C	£12.24	€ 13.83
BUR01143	Hydraulic adaptor male BSP x J C male, 1-1/4" BSP x 1-5/16" J C	£12.24	€ 13.83
BUR01144	Hydraulic adaptor male BSP x J C male, 1-1/4" BSP x 1-5/8" J C	£12.24	€ 13.83
BUR01145	Hydraulic adaptor male BSP x J C male, 1-1/4" BSP x 1-7/8" J C	£17.99	€ 20.33
BUR01152	Hydraulic adaptor male BSP x J C male, 1-1/4" BSP x 2-1/2" J C	£35.82	€ 40.47
BUR01159	Hydraulic adaptor male BSP x J C male, 1-1/2" BSP x 1-1/16" J C	£17.99	€ 20.33
BUR01149	Hydraulic adaptor male BSP x J C male, 1-1/2" BSP x 1-5/16" J C	£17.99	€ 20.33
BUR01154	Hydraulic adaptor male BSP x J C male, 1-1/2" BSP x 1-5/8" J C	£17.99	€ 20.33
BUR01146	Hydraulic adaptor male BSP x J C male, 1-1/2" BSP x 1-7/8" J C	£17.99	€ 20.33
BUR01153	Hydraulic adaptor male BSP x J C male, 1-1/2" BSP x 2-1/2" J C	£35.82	€ 40.47
BUR01175	Hydraulic adaptor male BSP x J C male, 2" BSP x 1-5/8" J C	£24.62	€ 27.82
BUR01157	Hydraulic adaptor male BSP x J C male, 2" BSP x 1-7/8" J C	£27.14	€ 30.66
BUR01147	Hydraulic adaptor male BSP x J C male, 2" BSP x 2-1/2" J C	£27.14	€ 30.66

NPTF MALE X NPTF MALE



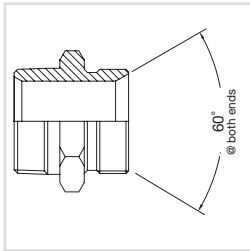
www.flowfitonline.com
TECH. DATA SHEET
HA01

PART NUMBER	DESCRIPTION	NETT. PRICE	
		£ STERLING	€ EUROS
BUR00675	Hydraulic adaptor NPTF male x NPTF male, 1/8" NPTF x 1/8" NPTF	£2.12	€ 2.40
BUR00676	Hydraulic adaptor NPTF male x NPTF male, 1/8" NPTF x 1/4" NPTF	£2.12	€ 2.40
BUR00700	Hydraulic adaptor NPTF male x NPTF male, 1/8" NPTF x 3/8" NPTF	£2.57	€ 2.90
BUR00704	Hydraulic adaptor NPTF male x NPTF male, 1/8" NPTF x 1/2" NPTF	£3.11	€ 3.51
BUR00677	Hydraulic adaptor NPTF male x NPTF male, 1/4" NPTF x 1/4" NPTF	£2.12	€ 2.40
BUR00678	Hydraulic adaptor NPTF male x NPTF male, 1/4" NPTF x 3/8" NPTF	£2.37	€ 2.68
BUR00681	Hydraulic adaptor NPTF male x NPTF male, 1/4" NPTF x 1/2" NPTF	£2.57	€ 2.90
BUR00684	Hydraulic adaptor NPTF male x NPTF male, 1/4" NPTF x 3/4" NPTF	£6.28	€ 7.09
BUR00699	Hydraulic adaptor NPTF male x NPTF male, 1/4" NPTF x 1" NPTF	£8.91	€ 10.07

Continued on next page

PART NUMBER	DESCRIPTION	NETT. PRICE	
		£ STERLING	€ EUROS
BUR00679	Hydraulic adaptor NPTF male x NPTF male, 3/8" NPTF x 3/8" NPTF	£2.37	€ 2.68
BUR00680	Hydraulic adaptor NPTF male x NPTF male, 3/8" NPTF x 1/2" NPTF	£2.57	€ 2.90
BUR00685	Hydraulic adaptor NPTF male x NPTF male, 3/8" NPTF x 3/4" NPTF	£6.28	€ 7.09
BUR00708	Hydraulic adaptor NPTF male x NPTF male, 3/8" NPTF x 1" NPTF	£30.77	€ 34.77
BUR00682	Hydraulic adaptor NPTF male x NPTF male, 1/2" NPTF x 1/2" NPTF	£2.57	€ 2.90
BUR00686	Hydraulic adaptor NPTF male x NPTF male, 1/2" NPTF x 3/4" NPTF	£4.54	€ 5.13
BUR00690	Hydraulic adaptor NPTF male x NPTF male, 1/2" NPTF x 1" NPTF	£2.90	€ 3.28
BUR00705	Hydraulic adaptor NPTF male x NPTF male, 1/2" NPTF x 1-1/4" NPTF	£16.38	€ 18.51
BUR00702	Hydraulic adaptor NPTF male x NPTF male, 1/2" NPTF x 1-1/2" NPTF	£20.15	€ 22.77
BUR00688	Hydraulic adaptor NPTF male x NPTF male, 3/4" NPTF x 3/4" NPTF	£14.46	€ 16.34
BUR00691	Hydraulic adaptor NPTF male x NPTF male, 3/4" NPTF x 1" NPTF	£5.20	€ 5.88
BUR00689	Hydraulic adaptor NPTF male x NPTF male, 3/4" NPTF x 1-1/4" NPTF	£5.50	€ 6.22
BUR00695	Hydraulic adaptor NPTF male x NPTF male, 3/4" NPTF x 1-1/2" NPTF	£16.38	€ 18.51
BUR00692	Hydraulic adaptor NPTF male x NPTF male, 1" NPTF x 1" NPTF	£5.20	€ 5.88
BUR00693	Hydraulic adaptor NPTF male x NPTF male, 1" NPTF x 1-1/4" NPTF	£12.53	€ 14.16
BUR00701	Hydraulic adaptor NPTF male x NPTF male, 1" NPTF x 1-1/2" NPTF	£16.58	€ 18.73
BUR00694	Hydraulic adaptor NPTF male x NPTF male, 1-1/4" NPTF x 1-1/4" NPTF	£12.53	€ 14.16
BUR00696	Hydraulic adaptor NPTF male x NPTF male, 1-1/4" NPTF x 1-1/2" NPTF	£16.83	€ 19.02
BUR00706	Hydraulic adaptor NPTF male x NPTF male, 1-1/4" NPTF x 2" NPTF	£23.34	€ 26.38
BUR00697	Hydraulic adaptor NPTF male x NPTF male, 1-1/2" NPTF x 1-1/2" NPTF	£16.58	€ 18.73
BUR00703	Hydraulic adaptor NPTF male x NPTF male, 1-1/2" NPTF x 2" NPTF	£23.34	€ 26.38
BUR00698	Hydraulic adaptor NPTF male x NPTF male, 2" NPTF x 2" NPTF	£23.30	€ 26.33
BUR00717	Hydraulic adaptor NPTF male x NPTF male, 2" NPTF x 2-1/2" NPTF	£150.48	€ 170.04
BUR00711	Hydraulic adaptor NPTF male x NPTF male, 2" NPTF x 3" NPTF	£144.73	€ 163.55
BUR00707	Hydraulic adaptor NPTF male x NPTF male, 2-1/2" NPTF x 2-1/2" NPTF	£130.85	€ 147.86
BUR00713	Hydraulic adaptor NPTF male x NPTF male, 2-1/2" NPTF x 3" NPTF	£145.67	€ 164.60
BUR00709	Hydraulic adaptor NPTF male x NPTF male, 3" NPTF x 3" NPTF	£131.95	€ 149.10
BUR00710	Hydraulic adaptor NPTF male x NPTF male, 4" NPTF x 4" NPTF	£158.97	€ 179.63

NPTF MALE X BSP MALE



www.flowfitonline.com
TECH. DATA SHEET
HA01

PART NUMBER	DESCRIPTION	NETT. PRICE	
		£ STERLING	€ EUROS
BUR00600	Hydraulic adaptor NPTF male x BSP male, 1/8" NPTF x 1/8" BSP	£1.30	€ 1.47
BUR00601	Hydraulic adaptor NPTF male x BSP male, 1/8" NPTF x 1/4" BSP	£1.61	€ 1.82
BUR00602	Hydraulic adaptor NPTF male x BSP male, 1/8" NPTF x 3/8" BSP	£2.01	€ 2.28
BUR00603	Hydraulic adaptor NPTF male x BSP male, 1/8" NPTF x 1/2" BSP	£2.98	€ 3.37
BUR00604	Hydraulic adaptor NPTF male x BSP male, 1/4" NPTF x 1/8" BSP	£2.37	€ 2.68
BUR00605	Hydraulic adaptor NPTF male x BSP male, 1/4" NPTF x 1/4" BSP	£1.41	€ 1.59
BUR00606	Hydraulic adaptor NPTF male x BSP male, 1/4" NPTF x 3/8" BSP	£1.83	€ 2.07
BUR00607	Hydraulic adaptor NPTF male x BSP male, 1/4" NPTF x 1/2" BSP	£2.23	€ 2.52
BUR00608	Hydraulic adaptor NPTF male x BSP male, 1/4" NPTF x 3/4" BSP	£4.03	€ 4.55
BUR00650	Hydraulic adaptor NPTF male x BSP male, 1/4" NPTF x 1" BSP	£6.74	€ 7.62
BUR00609	Hydraulic adaptor NPTF male x BSP male, 3/8" NPTF x 1/8" BSP	£2.37	€ 2.68
BUR00610	Hydraulic adaptor NPTF male x BSP male, 3/8" NPTF x 1/4" BSP	£1.78	€ 2.01
BUR00611	Hydraulic adaptor NPTF male x BSP male, 3/8" NPTF x 3/8" BSP	£1.55	€ 1.75
BUR00612	Hydraulic adaptor NPTF male x BSP male, 3/8" NPTF x 1/2" BSP	£2.23	€ 2.52
BUR00613	Hydraulic adaptor NPTF male x BSP male, 3/8" NPTF x 5/8" BSP	£3.60	€ 4.07
BUR00614	Hydraulic adaptor NPTF male x BSP male, 3/8" NPTF x 3/4" BSP	£3.71	€ 4.19
BUR00660	Hydraulic adaptor NPTF male x BSP male, 3/8" NPTF x 1" BSP	£6.81	€ 7.69

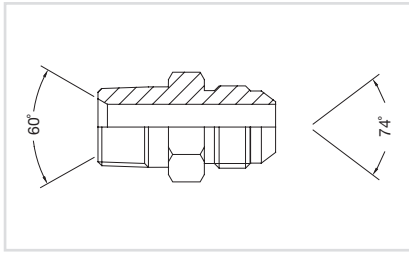
Continued on next page

PART NUMBER	DESCRIPTION	NETT. PRICE	
		£ STERLING	€ EUROS
BUR00656	Hydraulic adaptor NPTF male x BSP male, 1/2" NPTF x 1/8" BSP	£2.23	€ 2.52
BUR00615	Hydraulic adaptor NPTF male x BSP male, 1/2" NPTF x 1/4" BSP	£2.23	€ 2.52
BUR00616	Hydraulic adaptor NPTF male x BSP male, 1/2" NPTF x 3/8" BSP	£2.23	€ 2.52
BUR00617	Hydraulic adaptor NPTF male x BSP male, 1/2" NPTF x 1/2" BSP	£1.69	€ 1.90
BUR00618	Hydraulic adaptor NPTF male x BSP male, 1/2" NPTF x 5/8" BSP	£3.60	€ 4.07
BUR00619	Hydraulic adaptor NPTF male x BSP male, 1/2" NPTF x 3/4" BSP	£3.60	€ 4.07
BUR00620	Hydraulic adaptor NPTF male x BSP male, 1/2" NPTF x 1" BSP	£5.37	€ 6.07
BUR00621	Hydraulic adaptor NPTF male x BSP male, 3/4" NPTF x 1/4" BSP	£4.14	€ 4.68
BUR00622	Hydraulic adaptor NPTF male x BSP male, 3/4" NPTF x 3/8" BSP	£3.68	€ 4.16
BUR00623	Hydraulic adaptor NPTF male x BSP male, 3/4" NPTF x 1/2" BSP	£3.34	€ 3.77
BUR00624	Hydraulic adaptor NPTF male x BSP male, 3/4" NPTF x 5/8" BSP	£4.54	€ 5.13
BUR00625	Hydraulic adaptor NPTF male x BSP male, 3/4" NPTF x 3/4" BSP	£2.80	€ 3.16
BUR00626	Hydraulic adaptor NPTF male x BSP male, 3/4" NPTF x 1" BSP	£5.37	€ 6.07
BUR00627	Hydraulic adaptor NPTF male x BSP male, 3/4" NPTF x 1-1/4" BSP	£10.71	€ 12.10
BUR00647	Hydraulic adaptor NPTF male x BSP male, 3/4" NPTF x 1-1/2" BSP	£24.57	€ 27.77
BUR00628	Hydraulic adaptor NPTF male x BSP male, 1" NPTF x 1/4" BSP	£8.91	€ 10.07
BUR00649	Hydraulic adaptor NPTF male x BSP male, 1" NPTF x 3/8" BSP	£7.10	€ 8.03
BUR00629	Hydraulic adaptor NPTF male x BSP male, 1" NPTF x 1/2" BSP	£5.37	€ 6.07
BUR00630	Hydraulic adaptor NPTF male x BSP male, 1" NPTF x 3/4" BSP	£5.37	€ 6.07
BUR00631	Hydraulic adaptor NPTF male x BSP male, 1" NPTF x 1" BSP	£5.26	€ 5.94
BUR00632	Hydraulic adaptor NPTF male x BSP male, 1" NPTF x 1-1/4" BSP	£11.68	€ 13.20
BUR00633	Hydraulic adaptor NPTF male x BSP male, 1" NPTF x 1-1/2" BSP	£13.36	€ 15.09
BUR00634	Hydraulic adaptor NPTF male x BSP male, 1" NPTF x 2" BSP	£24.57	€ 27.77
BUR00635	Hydraulic adaptor NPTF male x BSP male, 1-1/4" NPTF x 3/4" BSP	£10.71	€ 12.10
BUR00636	Hydraulic adaptor NPTF male x BSP male, 1-1/4" NPTF x 1" BSP	£11.53	€ 13.03
BUR00637	Hydraulic adaptor NPTF male x BSP male, 1-1/4" NPTF x 1-1/4" BSP	£10.32	€ 11.67
BUR00638	Hydraulic adaptor NPTF male x BSP male, 1-1/4" NPTF x 1-1/2" BSP	£13.07	€ 14.77
BUR00639	Hydraulic adaptor NPTF male x BSP male, 1-1/4" NPTF x 2" BSP	£24.57	€ 27.77
BUR00674	Hydraulic adaptor NPTF male x BSP male, 1-1/2" NPTF x 3/4" BSP	£43.98	€ 49.70
BUR00640	Hydraulic adaptor NPTF male x BSP male, 1-1/2" NPTF x 1" BSP	£13.07	€ 14.77
BUR00648	Hydraulic adaptor NPTF male x BSP male, 1-1/2" NPTF x 1-1/4" BSP	£13.07	€ 14.77
BUR00641	Hydraulic adaptor NPTF male x BSP male, 1-1/2" NPTF x 1-1/2" BSP	£13.94	€ 15.75
BUR00642	Hydraulic adaptor NPTF male x BSP male, 1-1/2" NPTF x 2" BSP	£24.57	€ 27.77
BUR00673	Hydraulic adaptor NPTF male x BSP male, 2" NPTF x 3/4" BSP	£43.98	€ 49.70
BUR00643	Hydraulic adaptor NPTF male x BSP male, 2" NPTF x 1" BSP	£24.57	€ 27.77
BUR00653	Hydraulic adaptor NPTF male x BSP male, 2" NPTF x 1-1/4" BSP	£24.57	€ 27.77
BUR00644	Hydraulic adaptor NPTF male x BSP male, 2" NPTF x 1-1/2" BSP	£24.57	€ 27.77
BUR00645	Hydraulic adaptor NPTF male x BSP male, 2" NPTF x 2" BSP	£21.55	€ 24.35
BUR00646	Hydraulic adaptor NPTF male x BSP male, 2" NPTF x 2-1/2" BSP	£112.06	€ 126.63
BUR00670	Hydraulic adaptor NPTF male x BSP male, 2" NPTF x 3" BSP	£132.11	€ 149.28
BUR00657	Hydraulic adaptor NPTF male x BSP male, 2-1/2" NPTF x 2" BSP	£121.73	€ 137.56
BUR00654	Hydraulic adaptor NPTF male x BSP male, 2-1/2" NPTF x 2-1/2" BSP	£121.73	€ 137.56
BUR00671	Hydraulic adaptor NPTF male x BSP male, 2-1/2" NPTF x 3" BSP	£132.11	€ 149.28
BUR00658	Hydraulic adaptor NPTF male x BSP male, 3" NPTF x 2" BSP	£132.11	€ 149.28
BUR00659	Hydraulic adaptor NPTF male x BSP male, 3" NPTF x 2-1/2" BSP	£132.11	€ 149.28
BUR00655	Hydraulic adaptor NPTF male x BSP male, 3" NPTF x 3" BSP	£132.11	€ 149.28
BUR00672	Hydraulic adaptor NPTF male x BSP male, 4" NPTF x 4" BSP	£158.97	€ 179.63



NPTF MALE X JIC MALE

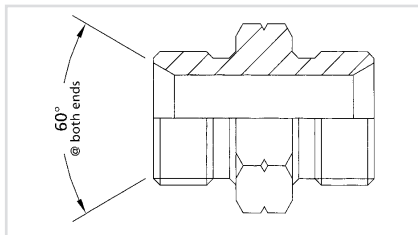
www.flowfitonline.com
TECH. DATA SHEET
HA01



PART NUMBER	DESCRIPTION	NETT. PRICE	
		£ STERLING	€ EUROS
BUR00772	Hydraulic adaptor NPTF male x JIC male, 1/8" NPTF x 3/8" JIC	£3.14	€ 3.55
BUR00720	Hydraulic adaptor NPTF male x JIC male, 1/8" NPTF x 7/16" JIC	£1.30	€ 1.47
BUR00721	Hydraulic adaptor NPTF male x JIC male, 1/8" NPTF x 1/2" JIC	£1.30	€ 1.47
BUR00722	Hydraulic adaptor NPTF male x JIC male, 1/8" NPTF x 9/16" JIC	£2.23	€ 2.52
BUR00723	Hydraulic adaptor NPTF male x JIC male, 1/8" NPTF x 3/4" JIC	£2.57	€ 2.90
BUR00724	Hydraulic adaptor NPTF male x JIC male, 1/4" NPTF x 7/16" JIC	£1.41	€ 1.59
BUR00725	Hydraulic adaptor NPTF male x JIC male, 1/4" NPTF x 1/2" JIC	£1.41	€ 1.59
BUR00726	Hydraulic adaptor NPTF male x JIC male, 1/4" NPTF x 9/16" JIC	£1.41	€ 1.59
BUR00727	Hydraulic adaptor NPTF male x JIC male, 1/4" NPTF x 3/4" JIC	£2.09	€ 2.36
BUR00728	Hydraulic adaptor NPTF male x JIC male, 1/4" NPTF x 7/8" JIC	£2.85	€ 3.22
BUR00743	Hydraulic adaptor NPTF male x JIC male, 1/4" NPTF x 1-1/16" JIC	£10.04	€ 11.34
BUR00744	Hydraulic adaptor NPTF male x JIC male, 1/4" NPTF x 1-5/16" JIC	£11.03	€ 12.47
BUR00729	Hydraulic adaptor NPTF male x JIC male, 3/8" NPTF x 7/16" JIC	£1.83	€ 2.07
BUR00730	Hydraulic adaptor NPTF male x JIC male, 3/8" NPTF x 1/2" JIC	£1.83	€ 2.07
BUR00731	Hydraulic adaptor NPTF male x JIC male, 3/8" NPTF x 9/16" JIC	£1.55	€ 1.75
BUR00732	Hydraulic adaptor NPTF male x JIC male, 3/8" NPTF x 3/4" JIC	£1.83	€ 2.07
BUR00733	Hydraulic adaptor NPTF male x JIC male, 3/8" NPTF x 7/8" JIC	£2.23	€ 2.52
BUR00734	Hydraulic adaptor NPTF male x JIC male, 3/8" NPTF x 1-1/16" JIC	£3.90	€ 4.41
BUR00735	Hydraulic adaptor NPTF male x JIC male, 1/2" NPTF x 7/16" JIC	£2.90	€ 3.28
BUR00736	Hydraulic adaptor NPTF male x JIC male, 1/2" NPTF x 1/2" JIC	£2.90	€ 3.28
BUR00737	Hydraulic adaptor NPTF male x JIC male, 1/2" NPTF x 9/16" JIC	£2.23	€ 2.52
BUR00738	Hydraulic adaptor NPTF male x JIC male, 1/2" NPTF x 3/4" JIC	£2.16	€ 2.44
BUR00739	Hydraulic adaptor NPTF male x JIC male, 1/2" NPTF x 7/8" JIC	£2.16	€ 2.44
BUR00740	Hydraulic adaptor NPTF male x JIC male, 1/2" NPTF x 1-1/16" JIC	£3.53	€ 3.99
BUR00741	Hydraulic adaptor NPTF male x JIC male, 1/2" NPTF x 1-5/16" JIC	£5.17	€ 5.85
BUR00745	Hydraulic adaptor NPTF male x JIC male, 3/4" NPTF x 7/16" JIC	£4.67	€ 5.28
BUR00746	Hydraulic adaptor NPTF male x JIC male, 3/4" NPTF x 9/16" JIC	£4.29	€ 4.85
BUR00747	Hydraulic adaptor NPTF male x JIC male, 3/4" NPTF x 3/4" JIC	£3.90	€ 4.41
BUR00748	Hydraulic adaptor NPTF male x JIC male, 3/4" NPTF x 7/8" JIC	£3.90	€ 4.41
BUR00749	Hydraulic adaptor NPTF male x JIC male, 3/4" NPTF x 1-1/16" JIC	£3.28	€ 3.70
BUR00750	Hydraulic adaptor NPTF male x JIC male, 3/4" NPTF x 1-5/16" JIC	£4.90	€ 5.53
BUR00771	Hydraulic adaptor NPTF male x JIC male, 3/4" NPTF x 1-5/8" JIC	£13.21	€ 14.92
BUR00767	Hydraulic adaptor NPTF male x JIC male, 1" NPTF x 3/4" JIC	£5.95	€ 6.72
BUR00768	Hydraulic adaptor NPTF male x JIC male, 1" NPTF x 7/8" JIC	£5.95	€ 6.72
BUR00751	Hydraulic adaptor NPTF male x JIC male, 1" NPTF x 1-1/16" JIC	£5.20	€ 5.88
BUR00752	Hydraulic adaptor NPTF male x JIC male, 1" NPTF x 1-5/16" JIC	£4.90	€ 5.53
BUR00753	Hydraulic adaptor NPTF male x JIC male, 1" NPTF x 1-5/8" JIC	£13.21	€ 14.92
BUR00754	Hydraulic adaptor NPTF male x JIC male, 1" NPTF x 1-7/8" JIC	£21.89	€ 24.73
BUR00756	Hydraulic adaptor NPTF male x JIC male, 1-1/4" NPTF x 1-1/16" JIC	£13.17	€ 14.88
BUR00757	Hydraulic adaptor NPTF male x JIC male, 1-1/4" NPTF x 1-5/16" JIC	£13.17	€ 14.88
BUR00758	Hydraulic adaptor NPTF male x JIC male, 1-1/4" NPTF x 1-5/8" JIC	£11.53	€ 13.03
BUR00759	Hydraulic adaptor NPTF male x JIC male, 1-1/4" NPTF x 1-7/8" JIC	£21.89	€ 24.73
BUR00760	Hydraulic adaptor NPTF male x JIC male, 1-1/4" NPTF x 2-1/2" JIC	£38.20	€ 43.17
BUR00761	Hydraulic adaptor NPTF male x JIC male, 1-1/2" NPTF x 1-1/16" JIC	£21.89	€ 24.73
BUR00762	Hydraulic adaptor NPTF male x JIC male, 1-1/2" NPTF x 1-5/16" JIC	£21.89	€ 24.73
BUR00763	Hydraulic adaptor NPTF male x JIC male, 1-1/2" NPTF x 1-5/8" JIC	£15.65	€ 17.68
BUR00764	Hydraulic adaptor NPTF male x JIC male, 1-1/2" NPTF x 1-7/8" JIC	£15.65	€ 17.68
BUR00765	Hydraulic adaptor NPTF male x JIC male, 1-1/2" NPTF x 2-1/2" JIC	£38.20	€ 43.17
BUR00770	Hydraulic adaptor NPTF male x JIC male, 2" NPTF x 1-5/8" JIC	£34.41	€ 38.88
BUR00769	Hydraulic adaptor NPTF male x JIC male, 2" NPTF x 1-7/8" JIC	£30.44	€ 34.40
BUR00766	Hydraulic adaptor NPTF male x JIC male, 2" NPTF x 2-1/2" JIC	£30.44	€ 34.40

METRIC MALE 1.5MM PITCH X BSP MALE

www.flowfitonline.com
TECH. DATA SHEET
HA01



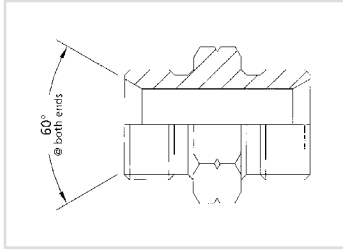
PART NUMBER	DESCRIPTION	NETT. PRICE	
		£ STERLING	€ EUROS
BUR00500	Hydraulic adaptor METRIC male 1.5mm pitch male x BSP male, 10mm x 1/4 BSP	£2.12	€ 2.40
BUR00501	Hydraulic adaptor METRIC male 1.5mm pitch male x BSP male, 12mm x 1/8 BSP	£2.12	€ 2.40
BUR00502	Hydraulic adaptor METRIC male 1.5mm pitch male x BSP male, 12mm x 1/4 BSP	£2.12	€ 2.40
BUR00503	Hydraulic adaptor METRIC male 1.5mm pitch male x BSP male, 12mm x 3/8 BSP	£2.23	€ 2.52
BUR00504	Hydraulic adaptor METRIC male 1.5mm pitch male x BSP male, 12mm x 1/2 BSP	£2.53	€ 2.86
BUR00505	Hydraulic adaptor METRIC male 1.5mm pitch male x BSP male, 14mm x 1/8 BSP	£2.12	€ 2.40
BUR00506	Hydraulic adaptor METRIC male 1.5mm pitch male x BSP male, 14mm x 1/4 BSP	£2.12	€ 2.40
BUR00507	Hydraulic adaptor METRIC male 1.5mm pitch male x BSP male, 14mm x 3/8 BSP	£2.23	€ 2.52
BUR00508	Hydraulic adaptor METRIC male 1.5mm pitch male x BSP male, 14mm x 1/2 BSP	£2.53	€ 2.86
BUR00549	Hydraulic adaptor METRIC male 1.5mm pitch male x BSP male, 14mm x 5/8 BSP	£2.80	€ 3.16
BUR00509	Hydraulic adaptor METRIC male 1.5mm pitch male x BSP male, 16mm x 1/4 BSP	£2.16	€ 2.44
BUR00510	Hydraulic adaptor METRIC male 1.5mm pitch male x BSP male, 16mm x 3/8 BSP	£2.16	€ 2.44
BUR00511	Hydraulic adaptor METRIC male 1.5mm pitch male x BSP male, 16mm x 1/2 BSP	£2.46	€ 2.78
BUR00512	Hydraulic adaptor METRIC male 1.5mm pitch male x BSP male, 16mm x 5/8 BSP	£2.95	€ 3.33
BUR00513	Hydraulic adaptor METRIC male 1.5mm pitch male x BSP male, 16mm x 3/4 BSP	£3.03	€ 3.43
BUR00514	Hydraulic adaptor METRIC male 1.5mm pitch male x BSP male, 18mm x 1/4 BSP	£2.46	€ 2.78
BUR00515	Hydraulic adaptor METRIC male 1.5mm pitch male x BSP male, 18mm x 3/8 BSP	£2.46	€ 2.78
BUR00516	Hydraulic adaptor METRIC male 1.5mm pitch male x BSP male, 18mm x 1/2 BSP	£2.53	€ 2.86
BUR00517	Hydraulic adaptor METRIC male 1.5mm pitch male x BSP male, 18mm x 5/8 BSP	£2.80	€ 3.16
BUR00518	Hydraulic adaptor METRIC male 1.5mm pitch male x BSP male, 18mm x 3/4 BSP	£3.03	€ 3.43
BUR00519	Hydraulic adaptor METRIC male 1.5mm pitch male x BSP male, 18mm x 1 BSP	£6.14	€ 6.94
BUR00520	Hydraulic adaptor METRIC male 1.5mm pitch male x BSP male, 20mm x 1/4 BSP	£2.75	€ 3.10
BUR00521	Hydraulic adaptor METRIC male 1.5mm pitch male x BSP male, 20mm x 3/8 BSP	£2.75	€ 3.10
BUR00522	Hydraulic adaptor METRIC male 1.5mm pitch male x BSP male, 20mm x 1/2 BSP	£2.75	€ 3.10
BUR00523	Hydraulic adaptor METRIC male 1.5mm pitch male x BSP male, 20mm x 3/4 BSP	£3.03	€ 3.43
BUR00524	Hydraulic adaptor METRIC male 1.5mm pitch male x BSP male, 22mm x 1/4 BSP	£2.80	€ 3.16
BUR00525	Hydraulic adaptor METRIC male 1.5mm pitch male x BSP male, 22mm x 3/8 BSP	£2.80	€ 3.16
BUR00526	Hydraulic adaptor METRIC male 1.5mm pitch male x BSP male, 22mm x 1/2 BSP	£2.80	€ 3.16
BUR00527	Hydraulic adaptor METRIC male 1.5mm pitch male x BSP male, 22mm x 5/8 BSP	£2.80	€ 3.16
BUR00528	Hydraulic adaptor METRIC male 1.5mm pitch male x BSP male, 22mm x 3/4 BSP	£3.03	€ 3.43
BUR00529	Hydraulic adaptor METRIC male 1.5mm pitch male x BSP male, 22mm x 1 BSP	£6.14	€ 6.94
BUR00551	Hydraulic adaptor METRIC male 1.5mm pitch male x BSP male, 24mm x 1/4 BSP	£3.57	€ 4.04
BUR00550	Hydraulic adaptor METRIC male 1.5mm pitch male x BSP male, 24mm x 3/8 BSP	£3.57	€ 4.04
BUR00530	Hydraulic adaptor METRIC male 1.5mm pitch male x BSP male, 24mm x 1/2 BSP	£3.03	€ 3.43
BUR00531	Hydraulic adaptor METRIC male 1.5mm pitch male x BSP male, 24mm x 3/4 BSP	£3.57	€ 4.04
BUR00554	Hydraulic adaptor METRIC male 1.5mm pitch male x BSP male, 26mm x 3/8 BSP	£4.73	€ 5.34
BUR00532	Hydraulic adaptor METRIC male 1.5mm pitch male x BSP male, 26mm x 1/2 BSP	£3.03	€ 3.43
BUR00544	Hydraulic adaptor METRIC male 1.5mm pitch male x BSP male, 26mm x 5/8 BSP	£3.57	€ 4.04
BUR00533	Hydraulic adaptor METRIC male 1.5mm pitch male x BSP male, 26mm x 3/4 BSP	£3.03	€ 3.43
BUR00534	Hydraulic adaptor METRIC male 1.5mm pitch male x BSP male, 26mm x 1 BSP	£6.14	€ 6.94
BUR00538	Hydraulic adaptor METRIC male 1.5mm pitch male x BSP male, 26mm x 1-1/4 BSP	£20.48	€ 23.14
BUR00545	Hydraulic adaptor METRIC male 1.5mm pitch male x BSP male, 28mm x 1 BSP	£18.21	€ 20.58
BUR00535	Hydraulic adaptor METRIC male 1.5mm pitch male x BSP male, 30mm x 3/4 BSP	£6.14	€ 6.94
BUR00536	Hydraulic adaptor METRIC male 1.5mm pitch male x BSP male, 30mm x 1 BSP	£6.14	€ 6.94
BUR00537	Hydraulic adaptor METRIC male 1.5mm pitch male x BSP male, 30mm x 1-1/4 BSP	£12.83	€ 14.49
BUR00547	Hydraulic adaptor METRIC male 1.5mm pitch male x BSP male, 36mm x 1 BSP	£10.22	€ 11.55

Continued on next page

PART NUMBER	DESCRIPTION	NETT. PRICE	
		£ STERLING	€ EUROS
BUR00548	Hydraulic adaptor METRIC male 1.5mm pitch male x BSP male, 38mm x 1 BSP	£12.31	€ 13.91
BUR00539	Hydraulic adaptor METRIC male 1.5mm pitch male x BSP male, 38mm x 1-1/4 BSP	£12.31	€ 13.91
BUR00540	Hydraulic adaptor METRIC male 1.5mm pitch male x BSP male, 38mm x 1-1/2 BSP	£16.06	€ 18.15
BUR00541	Hydraulic adaptor METRIC male 1.5mm pitch male x BSP male, 45mm x 1-1/2 BSP	£16.06	€ 18.15
BUR00542	Hydraulic adaptor METRIC male 1.5mm pitch male x BSP male, 45mm x 2 BSP	£19.32	€ 21.84
BUR00543	Hydraulic adaptor METRIC male 1.5mm pitch male x BSP male, 52mm x 2 BSP	£19.32	€ 21.84

METRIC MALE 1MM PITCH X BSP MALE

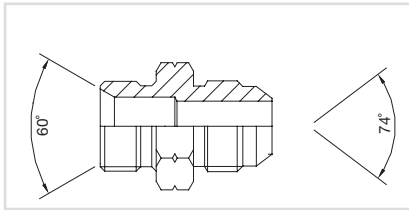
www.flowfitonline.com
TECH. DATA SHEET
HA01



PART NUMBER	DESCRIPTION	NETT. PRICE	
		£ STERLING	€ EUROS
BUR10544	Hydraulic adaptor METRIC male 1mm pitch x BSP male, 10 mm x 1/8" BSP	£2.12	€ 2.40
BUR10545	Hydraulic adaptor METRIC male 1mm pitch x BSP male, 10 mm x 1/4" BSP	£2.12	€ 2.40
BUR10548	Hydraulic adaptor METRIC male 1mm pitch x BSP male, 10 mm x 3/8" BSP	£2.42	€ 2.73
BUR10543	Hydraulic adaptor METRIC male 1mm pitch x BSP male, 12 mm x 1/8" BSP	£2.12	€ 2.40
BUR10546	Hydraulic adaptor METRIC male 1mm pitch x BSP male, 12 mm x 1/4" BSP	£2.12	€ 2.40
BUR10541	Hydraulic adaptor METRIC male 1mm pitch x BSP male, 14 mm x 1/4" BSP	£2.12	€ 2.40

METRIC MALE 1.5MM PITCH X JIC MALE

www.flowfitonline.com
TECH. DATA SHEET
HA01



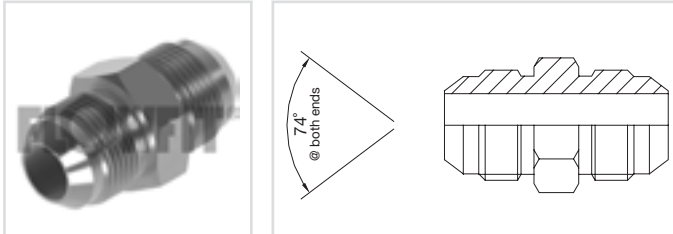
PART NUMBER	DESCRIPTION	NETT. PRICE	
		£ STERLING	€ EUROS
BUR01265	Hydraulic adaptor METRIC male 1.5mm pitch male / J C male, 10mm x 7/16" J C	£13.12	€ 14.83
BUR01274	Hydraulic adaptor METRIC male 1.5mm pitch male / J C male, 12mm x 7/16" J C	£3.34	€ 3.77
BUR01284	Hydraulic adaptor METRIC male 1.5mm pitch male / J C male, 12mm x 9/16" J C	£3.34	€ 3.77
BUR01286	Hydraulic adaptor METRIC male 1.5mm pitch male / J C male, 12mm x 3/4" J C	£38.59	€ 43.61
BUR01268	Hydraulic adaptor METRIC male 1.5mm pitch male / J C male, 14mm x 3/8" J C	£9.21	€ 10.41
BUR01291	Hydraulic adaptor METRIC male 1.5mm pitch male / J C male, 14mm x 7/16" J C	£3.34	€ 3.77
BUR01287	Hydraulic adaptor METRIC male 1.5mm pitch male / J C male, 14mm x 9/16" J C	£3.34	€ 3.77
BUR01288	Hydraulic adaptor METRIC male 1.5mm pitch male / J C male, 14mm x 3/4" J C	£3.60	€ 4.07
BUR01272	Hydraulic adaptor METRIC male 1.5mm pitch male / J C male, 14mm x 7/8" J C	£12.53	€ 14.16
BUR01295	Hydraulic adaptor METRIC male 1.5mm pitch male / J C male, 16mm x 7/16" J C	£2.90	€ 3.28
BUR01280	Hydraulic adaptor METRIC male 1.5mm pitch male / J C male, 16mm x 9/16" J C	£2.90	€ 3.28
BUR01275	Hydraulic adaptor METRIC male 1.5mm pitch male / J C male, 16mm x 3/4" J C	£3.03	€ 3.43
BUR01289	Hydraulic adaptor METRIC male 1.5mm pitch male / J C male, 16mm x 7/8" J C	£3.60	€ 4.07
BUR01296	Hydraulic adaptor METRIC male 1.5mm pitch male / J C male, 16mm x 1-1/16" J C	£3.90	€ 4.41
BUR01299	Hydraulic adaptor METRIC male 1.5mm pitch male / J C male, 18mm x 7/16" J C	£3.81	€ 4.30
BUR01276	Hydraulic adaptor METRIC male 1.5mm pitch male / J C male, 18mm x 9/16" J C	£3.34	€ 3.77
BUR01281	Hydraulic adaptor METRIC male 1.5mm pitch male / J C male, 18mm x 3/4" J C	£3.34	€ 3.77
BUR01283	Hydraulic adaptor METRIC male 1.5mm pitch male / J C male, 18mm x 7/8" J C	£3.60	€ 4.07
BUR01298	Hydraulic adaptor METRIC male 1.5mm pitch male / J C male, 18mm x 1-1/16" J C	£3.90	€ 4.41
BUR01282	Hydraulic adaptor METRIC male 1.5mm pitch male / J C male, 20mm x 9/16" J C	£3.34	€ 3.77
BUR01277	Hydraulic adaptor METRIC male 1.5mm pitch male / J C male, 20mm x 3/4" J C	£3.34	€ 3.77

Continued on next page

PART NUMBER	DESCRIPTION	NETT. PRICE	
		£ STERLING	€ EUROS
BUR01290	Hydraulic adaptor METRIC male 1.5mm pitch male / J C male, 20mm x 7/8" J C	£3.60	€ 4.07
BUR01270	Hydraulic adaptor METRIC male 1.5mm pitch male / J C male, 20mm x 1-1/16" J C	£5.50	€ 6.22
BUR01285	Hydraulic adaptor METRIC male 1.5mm pitch male / J C male, 22mm x 9/16" J C	£3.71	€ 4.19
BUR01278	Hydraulic adaptor METRIC male 1.5mm pitch male / J C male, 22mm x 3/4" J C	£3.60	€ 4.07
BUR01279	Hydraulic adaptor METRIC male 1.5mm pitch male / J C male, 22mm x 7/8" J C	£3.60	€ 4.07
BUR01294	Hydraulic adaptor METRIC male 1.5mm pitch male / J C male, 22mm x 1-1/16" J C	£3.90	€ 4.41
BUR01293	Hydraulic adaptor METRIC male 1.5mm pitch male / J C male, 24mm x 3/4" J C	£3.71	€ 4.19
BUR01267	Hydraulic adaptor METRIC male 1.5mm pitch male / J C male, 24mm x 1-1/16" J C	£3.90	€ 4.41
BUR01297	Hydraulic adaptor METRIC male 1.5mm pitch male / J C male, 26mm x 7/8" J C	£3.90	€ 4.41
BUR01292	Hydraulic adaptor METRIC male 1.5mm pitch male / J C male, 26mm x 1-1/16" J C	£3.90	€ 4.41

JIC MALE X JIC MALE

www.flowfitonline.com
TECH. DATA SHEET
HA01



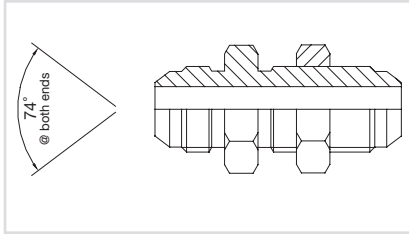
PART NUMBER	DESCRIPTION	NETT. PRICE	
		£ STERLING	€ EUROS
BUR01200	Hydraulic adaptor J C male x J C male, 5/16" J C x 5/16" J C	£1.44	€ 1.63
BUR01201	Hydraulic adaptor J C male x J C male, 5/16" J C x 7/16" J C	£1.44	€ 1.63
BUR01239	Hydraulic adaptor J C male x J C male, 3/8" J C x 3/8" J C	£1.78	€ 2.01
BUR01241	Hydraulic adaptor J C male x J C male, 3/8" J C x 7/16" J C	£1.78	€ 2.01
BUR01202	Hydraulic adaptor J C male x J C male, 7/16" J C x 7/16" J C	£1.44	€ 1.63
BUR01205	Hydraulic adaptor J C male x J C male, 7/16" J C x 1/2" J C	£2.12	€ 2.40
BUR01203	Hydraulic adaptor J C male x J C male, 7/16" J C x 9/16" J C	£2.12	€ 2.40
BUR01213	Hydraulic adaptor J C male x J C male, 7/16" J C x 3/4" J C	£2.90	€ 3.28
BUR01204	Hydraulic adaptor J C male x J C male, 7/16" J C x 7/8" J C	£3.11	€ 3.51
BUR01206	Hydraulic adaptor J C male x J C male, 1/2" J C x 1/2" J C	£1.61	€ 1.82
BUR01209	Hydraulic adaptor J C male x J C male, 1/2" J C x 9/16" J C	£2.12	€ 2.40
BUR01207	Hydraulic adaptor J C male x J C male, 1/2" J C x 3/4" J C	£2.90	€ 3.28
BUR01233	Hydraulic adaptor J C male x J C male, 1/2" J C x 7/8" J C	£3.81	€ 4.30
BUR01208	Hydraulic adaptor J C male x J C male, 1/2" J C x 1-1/16" J C	£4.90	€ 5.53
BUR01210	Hydraulic adaptor J C male x J C male, 9/16" J C x 9/16" J C	£1.61	€ 1.82
BUR01214	Hydraulic adaptor J C male x J C male, 9/16" J C x 3/4" J C	£2.46	€ 2.78
BUR01211	Hydraulic adaptor J C male x J C male, 9/16" J C x 7/8" J C	£2.85	€ 3.22
BUR01212	Hydraulic adaptor J C male x J C male, 9/16" J C x 1-1/16" J C	£4.03	€ 4.55
BUR01237	Hydraulic adaptor J C male x J C male, 9/16" J C x 1-3/16" J C	£4.87	€ 5.50
BUR01215	Hydraulic adaptor J C male x J C male, 3/4" J C x 3/4" J C	£2.16	€ 2.44
BUR01216	Hydraulic adaptor J C male x J C male, 3/4" J C x 7/8" J C	£2.57	€ 2.90
BUR01217	Hydraulic adaptor J C male x J C male, 3/4" J C x 1-1/16" J C	£3.34	€ 3.77
BUR01236	Hydraulic adaptor J C male x J C male, 3/4" J C x 1-5/16" J C	£5.26	€ 5.94
BUR01218	Hydraulic adaptor J C male x J C male, 7/8" J C x 7/8" J C	£2.37	€ 2.68
BUR01219	Hydraulic adaptor J C male x J C male, 7/8" J C x 1-1/16" J C	£3.53	€ 3.99
BUR01220	Hydraulic adaptor J C male x J C male, 7/8" J C x 1-3/16" J C	£4.90	€ 5.53
BUR01221	Hydraulic adaptor J C male x J C male, 7/8" J C x 1-5/16" J C	£4.80	€ 5.43
BUR01222	Hydraulic adaptor J C male x J C male, 1-1/16" J C x 1-1/16" J C	£3.34	€ 3.77
BUR01223	Hydraulic adaptor J C male x J C male, 1-1/16" J C x 1-3/16" J C	£4.90	€ 5.53
BUR01224	Hydraulic adaptor J C male x J C male, 1-1/16" J C x 1-5/16" J C	£4.80	€ 5.43
BUR01240	Hydraulic adaptor J C male x J C male, 1-1/16" J C x 1-5/8" J C	£12.01	€ 13.57
BUR01238	Hydraulic adaptor J C male x J C male, 1-1/16" J C x 1-7/8" J C	£13.70	€ 15.48
BUR01225	Hydraulic adaptor J C male x J C male, 1-3/16" J C x 1-3/16" J C	£4.90	€ 5.53
BUR01226	Hydraulic adaptor J C male x J C male, 1-3/16" J C x 1-5/16" J C	£5.26	€ 5.94
BUR01227	Hydraulic adaptor J C male x J C male, 1-5/16" J C x 1-5/16" J C	£4.73	€ 5.34
BUR01228	Hydraulic adaptor J C male x J C male, 1-5/16" J C x 1-5/8" J C	£11.97	€ 13.52

Continued on next page

PART NUMBER	DESCRIPTION	NETT. PRICE	
		£ STERLING	€ EUROS
BUR01235	Hydraulic adaptor J C male x J C male, 1-5/16" J C x 1-7/8" J C	£12.53	€ 14.16
BUR01229	Hydraulic adaptor J C male x J C male, 1-5/8" J C x 1-5/8" J C	£10.22	€ 11.55
BUR01230	Hydraulic adaptor J C male x J C male, 1-5/8" J C x 1-7/8" J C	£12.53	€ 14.16
BUR01231	Hydraulic adaptor J C male x J C male, 1-7/8" J C x 1-7/8" J C	£12.53	€ 14.16
BUR01232	Hydraulic adaptor J C male x J C male, 2-1/2" J C x 2-1/2" J C	£25.85	€ 29.21

JIC MALE X JIC MALE BULKHEAD WITH LOCKNUT

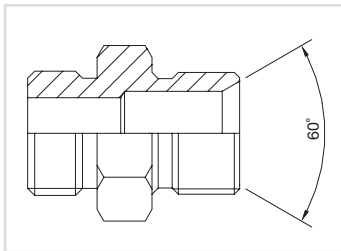
www.flowfitonline.com
TECH. DATA SHEET
HA01



PART NUMBER	DESCRIPTION	NETT. PRICE	
		£ STERLING	€ EUROS
BUR00236	Hydraulic extended bulkhead J C adaptor with locknut, 3/8" J C	£9.12	€ 10.30
BUR00225	Hydraulic extended bulkhead J C adaptor with locknut, 7/16" J C	£7.47	€ 8.44
BUR00226	Hydraulic extended bulkhead J C adaptor with locknut, 1/2" J C	£7.47	€ 8.44
BUR00227	Hydraulic extended bulkhead J C adaptor with locknut, 9/16" J C	£7.58	€ 8.56
BUR00228	Hydraulic extended bulkhead J C adaptor with locknut, 3/4" J C	£9.31	€ 10.52
BUR00229	Hydraulic extended bulkhead J C adaptor with locknut, 7/8" J C	£13.98	€ 15.80
BUR00230	Hydraulic extended bulkhead J C adaptor with locknut, 1-1/16" J C	£19.00	€ 21.46
BUR00234	Hydraulic extended bulkhead J C adaptor with locknut, 1-3/16" J C	£21.38	€ 24.16
BUR00231	Hydraulic extended bulkhead J C adaptor with locknut, 1-5/16" J C	£24.84	€ 28.06
BUR00232	Hydraulic extended bulkhead J C adaptor with locknut, 1-5/8" J C	£36.09	€ 40.79
BUR00233	Hydraulic extended bulkhead J C adaptor with locknut, 1-7/8" J C	£62.09	€ 70.17

SAE 'O' RING BOSS MALE LESS 'O' RING X BSP MALE

www.flowfitonline.com
TECH. DATA SHEET
HA01



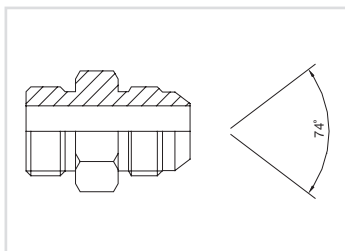
PART NUMBER	DESCRIPTION	NETT. PRICE	
		£ STERLING	€ EUROS
BUR01326	Hydraulic SAE O ring boss male less o ring x BSP male, 1/4" SORB x 1/4" BSP	£2.23	€ 2.52
BUR01329	Hydraulic SAE O ring boss male less o ring x BSP male, 1/4" SORB x 1/8" BSP	£2.23	€ 2.52
BUR01300	Hydraulic SAE O ring boss male less o ring x BSP male, 3/8" SORB x 1/4" BSP	£2.23	€ 2.52
BUR01323	Hydraulic SAE O ring boss male less o ring x BSP male, 3/8" SORB x 3/8" BSP	£2.75	€ 3.10
BUR01309	Hydraulic SAE O ring boss male less o ring x BSP male, 7/16" SORB x 1/8" BSP	£1.89	€ 2.13
BUR01301	Hydraulic SAE O ring boss male less o ring x BSP male, 7/16" SORB x 1/4" BSP	£1.47	€ 1.66
BUR01303	Hydraulic SAE O ring boss male less o ring x BSP male, 7/16" SORB x 3/8" BSP	£1.74	€ 1.96
BUR01302	Hydraulic SAE O ring boss male less o ring x BSP male, 7/16" SORB x 1/2" BSP	£2.23	€ 2.52
BUR01304	Hydraulic SAE O ring boss male less o ring x BSP male, 1/2" SORB x 1/4" BSP	£1.69	€ 1.90
BUR01305	Hydraulic SAE O ring boss male less o ring x BSP male, 1/2" SORB x 3/8" BSP	£1.78	€ 2.01
BUR01341	Hydraulic SAE O ring boss male less o ring x BSP male, 1/2" SORB x 1/2" BSP	£2.31	€ 2.61

Continued on next page

PART NUMBER	DESCRIPTION	NETT. PRICE	
		£ STERLING	€ EUROS
BUR01306	Hydraulic SAE O ring boss male less o ring x BSP male, 9/16" SORB x 1/4" BSP	£1.70	€ 1.92
BUR01307	Hydraulic SAE O ring boss male less o ring x BSP male, 9/16" SORB x 3/8" BSP	£1.78	€ 2.01
BUR01308	Hydraulic SAE O ring boss male less o ring x BSP male, 9/16" SORB x 1/2" BSP	£2.23	€ 2.52
BUR01310	Hydraulic SAE O ring boss male less o ring x BSP male, 3/4" SORB x 1/4" BSP	£2.23	€ 2.52
BUR01311	Hydraulic SAE O ring boss male less o ring x BSP male, 3/4" SORB x 3/8" BSP	£2.23	€ 2.52
BUR01312	Hydraulic SAE O ring boss male less o ring x BSP male, 3/4" SORB x 1/2" BSP	£2.23	€ 2.52
BUR01313	Hydraulic SAE O ring boss male less o ring x BSP male, 3/4" SORB x 5/8" BSP	£2.57	€ 2.90
BUR01314	Hydraulic SAE O ring boss male less o ring x BSP male, 3/4" SORB x 3/4" BSP	£3.34	€ 3.77
BUR01315	Hydraulic SAE O ring boss male less o ring x BSP male, 5/8" SORB x 1/4" BSP	£2.57	€ 2.90
BUR01316	Hydraulic SAE O ring boss male less o ring x BSP male, 5/8" SORB x 3/8" BSP	£2.57	€ 2.90
BUR01344	Hydraulic SAE O ring boss male less o ring x BSP male, 5/8" SORB x 1/2" BSP	£2.57	€ 2.90
BUR01346	Hydraulic SAE O ring boss male less o ring x BSP male, 7/8" SORB x 1/4" BSP	£2.57	€ 2.90
BUR01317	Hydraulic SAE O ring boss male less o ring x BSP male, 7/8" SORB x 3/8" BSP	£2.57	€ 2.90
BUR01318	Hydraulic SAE O ring boss male less o ring x BSP male, 7/8" SORB x 1/2" BSP	£2.57	€ 2.90
BUR01319	Hydraulic SAE O ring boss male less o ring x BSP male, 7/8" SORB x 5/8" BSP	£2.57	€ 2.90
BUR01320	Hydraulic SAE O ring boss male less o ring x BSP male, 7/8" SORB x 3/4" BSP	£3.34	€ 3.77
BUR01335	Hydraulic SAE O ring boss male less o ring x BSP male, 7/8" SORB x 1" BSP	£5.37	€ 6.07
BUR01321	Hydraulic SAE O ring boss male less o ring x BSP male, 1-1/16" SORB x 3/8" BSP	£3.81	€ 4.30
BUR01322	Hydraulic SAE O ring boss male less o ring x BSP male, 1-1/16" SORB x 1/2" BSP	£3.53	€ 3.99
BUR01337	Hydraulic SAE O ring boss male less o ring x BSP male, 1-1/16" SORB x 5/8" BSP	£4.10	€ 4.64
BUR01324	Hydraulic SAE O ring boss male less o ring x BSP male, 1-1/16" SORB x 3/4" BSP	£3.38	€ 3.82
BUR01325	Hydraulic SAE O ring boss male less o ring x BSP male, 1-1/16" SORB x 1" BSP	£5.17	€ 5.85
BUR01348	Hydraulic SAE O ring boss male less o ring x BSP male, 1-1/16" SORB x 1-1/4" BSP	£12.24	€ 13.83
BUR01345	Hydraulic SAE O ring boss male less o ring x BSP male, 1-3/16" SORB x 3/4" BSP	£15.48	€ 17.49
BUR01343	Hydraulic SAE O ring boss male less o ring x BSP male, 1-5/16" SORB x 1/2" BSP	£5.70	€ 6.44
BUR01327	Hydraulic SAE O ring boss male less o ring x BSP male, 1-5/16" SORB x 3/4" BSP	£5.17	€ 5.85
BUR01328	Hydraulic SAE O ring boss male less o ring x BSP male, 1-5/16" SORB x 1" BSP	£5.17	€ 5.85
BUR01338	Hydraulic SAE O ring boss male less o ring x BSP male, 1-5/16" SORB x 1-1/4" BSP	£12.24	€ 13.83
BUR01330	Hydraulic SAE O ring boss male less o ring x BSP male, 1-5/16" SORB x 1-1/2" BSP	£15.48	€ 17.49
BUR01331	Hydraulic SAE O ring boss male less o ring x BSP male, 1-5/8" SORB x 3/4" BSP	£15.48	€ 17.49
BUR01332	Hydraulic SAE O ring boss male less o ring x BSP male, 1-5/8" SORB x 1" BSP	£12.24	€ 13.83
BUR01333	Hydraulic SAE O ring boss male less o ring x BSP male, 1-5/8" SORB x 1-1/4" BSP	£12.24	€ 13.83
BUR01339	Hydraulic SAE O ring boss male less o ring x BSP male, 1-5/8" SORB x 1-1/2" BSP	£18.14	€ 20.49
BUR01342	Hydraulic SAE O ring boss male less o ring x BSP male, 1-7/8" SORB x 1-1/4" BSP	£18.18	€ 20.54
BUR01340	Hydraulic SAE O ring boss male less o ring x BSP male, 1-7/8" SORB x 1-1/2" BSP	£18.18	€ 20.54

SAE 'O' RING BOSS MALE LESS 'O' RING X JIC MALE

www.flowfitonline.com
TECH. DATA SHEET
HA01



PART NUMBER	DESCRIPTION	NETT. PRICE	
		£ STERLING	€ EUROS
BUR01350	Hydraulic SAE O'ring boss male less o ring x J C male adaptor, 7/16" SORB x 7/16" J C	£1.61	€ 1.82
BUR01353	Hydraulic SAE O'ring boss male less o ring x J C male adaptor, 7/16" SORB x 1/2" J C	£1.78	€ 2.01
BUR01351	Hydraulic SAE O'ring boss male less o ring x J C male adaptor, 7/16" SORB x 9/16" J C	£1.78	€ 2.01
BUR01398	Hydraulic SAE O'ring boss male less o ring x J C male adaptor, 7/16" SORB x 7/8" J C	£2.85	€ 3.22
BUR01392	Hydraulic SAE O'ring boss male less o ring x J C male adaptor, 1/2" SORB x 7/16" J C	£1.78	€ 2.01
BUR01352	Hydraulic SAE O'ring boss male less o ring x J C male adaptor, 1/2" SORB x 1/2" J C	£1.78	€ 2.01
BUR01388	Hydraulic SAE O'ring boss male less o ring x J C male adaptor, 1/2" SORB x 9/16" J C	£1.78	€ 2.01
BUR01354	Hydraulic SAE O'ring boss male less o ring x J C male adaptor, 9/16" SORB x 7/16" J C	£1.78	€ 2.01
BUR01355	Hydraulic SAE O'ring boss male less o ring x J C male adaptor, 9/16" SORB x 1/2" J C	£2.95	€ 3.33

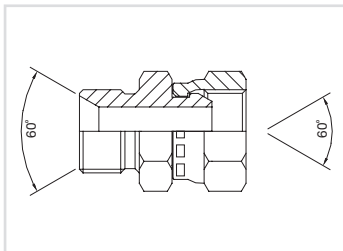
Continued on next page

PART NUMBER	DESCRIPTION	NETT. PRICE	
		£ STERLING	€ EUROS
BUR01356	Hydraulic SAE O'ring boss male less o ring x JJ C male adaptor, 9/16" SORB x 9/16" JJ C	£1.78	€ 2.01
BUR01357	Hydraulic SAE O'ring boss male less o ring x JJ C male adaptor, 9/16" SORBx 3/4" JJ C	£2.23	€ 2.52
BUR01358	Hydraulic SAE O'ring boss male less o ring x JJ C male adaptor, 9/16" SORB x 7/8" JJ C	£2.46	€ 2.78
BUR01389	Hydraulic SAE O'ring boss male less o ring x JJ C male adaptor, 3/4" SORB x 7/16" JJ C	£2.57	€ 2.90
BUR01361	Hydraulic SAE O'ring boss male less o ring x JJ C male adaptor, 3/4" SORB x 9/16" JJ C	£2.57	€ 2.90
BUR01362	Hydraulic SAE O'ring boss male less o ring x JJ C male adaptor, 3/4" SORB x 3/4" JJ C	£2.09	€ 2.36
BUR01363	Hydraulic SAE O'ring boss male less o ring x JJ C male adaptor, 3/4" SORB x 7/8" JJ C	£2.37	€ 2.68
BUR01364	Hydraulic SAE O'ring boss male less o ring x JJ C male adaptor, 3/4" SORB x 1-1/16" JJ C	£3.81	€ 4.30
BUR01386	Hydraulic SAE O'ring boss male less o ring x JJ C male adaptor, 7/8" SORB x 9/16" JJ C	£2.75	€ 3.10
BUR01365	Hydraulic SAE O'ring boss male less o ring x JJ C male adaptor, 7/8" SORB x 3/4" JJ C	£2.53	€ 2.86
BUR01366	Hydraulic SAE O'ring boss male less o ring x JJ C male adaptor, 7/8" SORB x 7/8" JJ C	£2.42	€ 2.73
BUR01367	Hydraulic SAE O'ring boss male less o ring x JJ C male adaptor, 7/8" SORB x 1-1/16" JJ C	£4.03	€ 4.55
BUR01395	Hydraulic SAE O'ring boss male less o ring x JJ C male adaptor, 1-1/16" SORB x 9/16" JJ C	£4.39	€ 4.96
BUR01368	Hydraulic SAE O'ring boss male less o ring x JJ C male adaptor, 1-1/16" SORB x 3/4" JJ C	£3.81	€ 4.30
BUR01370	Hydraulic SAE O'ring boss male less o ring x JJ C male adaptor, 1-1/16" SORB x 7/8" JJ C	£3.81	€ 4.30
BUR01371	Hydraulic SAE O'ring boss male less o ring x JJ C male adaptor, 1-1/16" SORB x 1-1/16" JJ C	£3.53	€ 3.99
BUR01373	Hydraulic SAE O'ring boss male less o ring x JJ C male adaptor, 1-1/16" SORB x 1-5/16" JJ C	£5.58	€ 6.30
BUR01374	Hydraulic SAE O'ring boss male less o ring x JJ C male adaptor, 1-3/16" SORB x 1-1/16" JJ C	£5.58	€ 6.30
BUR01391	Hydraulic SAE O'ring boss male less o ring x JJ C male adaptor, 1-3/16" SORB x 1-3/16" JJ C	£5.37	€ 6.07
BUR01394	Hydraulic SAE O'ring boss male less o ring x JJ C male adaptor, 1-5/16" SORB x 3/4" JJ C	£10.32	€ 11.67
BUR01396	Hydraulic SAE O'ring boss male less o ring x JJ C male adaptor, 1-5/16" SORB x 7/8" JJ C	£10.32	€ 11.67
BUR01377	Hydraulic SAE O'ring boss male less o ring x JJ C male adaptor, 1-5/16" SORB x 1-1/16" JJ C	£5.58	€ 6.30
BUR01378	Hydraulic SAE O'ring boss male less o ring x JJ C male adaptor, 1-5/16" SORB x 1-5/16" JJ C	£5.58	€ 6.30
BUR01379	Hydraulic SAE O'ring boss male less o ring x JJ C male adaptor, 1-5/16" SORB x 1-5/8" JJ C	£10.37	€ 11.71
BUR01380	Hydraulic SAE O'ring boss male less o ring x JJ C male adaptor, 1-5/8" SORB x 1-5/16" JJ C	£10.37	€ 11.71
BUR01381	Hydraulic SAE O'ring boss male less o ring x JJ C male adaptor, 1-5/8" SORB x 1-5/8" JJ C	£10.37	€ 11.71
BUR01387	Hydraulic SAE O'ring boss male less o ring x JJ C male adaptor, 1-5/8" SORB x 1-7/8" JJ C	£16.88	€ 19.07
BUR01397	Hydraulic SAE O'ring boss male less o ring x JJ C male adaptor, 1-7/8" SORB x 1-5/16" JJ C	£16.88	€ 19.07
BUR01383	Hydraulic SAE O'ring boss male less o ring x JJ C male adaptor, 1-7/8" SORB x 1-5/8" JJ C	£16.88	€ 19.07
BUR01384	Hydraulic SAE O'ring boss male less o ring x JJ C male adaptor, 1-7/8" SORB x 1-7/8" JJ C	£15.48	€ 17.49
BUR01369	Hydraulic SAE O'ring boss male less o ring x JJ C male adaptor, 1-7/8" SORB x 2-1/2" JJ C	£34.19	€ 38.63
BUR01385	Hydraulic SAE O'ring boss male less o ring x JJ C male adaptor, 2-1/2" SORB x 2-1/2" JJ C	£34.19	€ 38.63

MALE X SWIVEL FEMALE ADAPTORS

BSP MALE X BSP SWIVEL FEMALE

www.flowfitonline.com
TECH. DATA SHEET
HA01

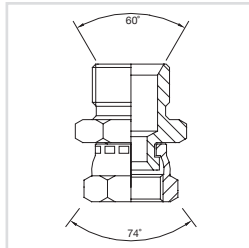


PART NUMBER	DESCRIPTION	NETT. PRICE	
		£ STERLING	€ EUROS
BUR01425	Hydraulic adaptor BSP male x BSP swivel female, 1/8" BSP x 1/8" BSP	£2.37	€ 2.68
BUR01426	Hydraulic adaptor BSP male x BSP swivel female, 1/8" BSP x 1/4" BSP	£2.37	€ 2.68
BUR01476	Hydraulic adaptor BSP male x BSP swivel female, 1/8" BSP x 3/8" BSP	£2.37	€ 2.68
BUR01428	Hydraulic adaptor BSP male x BSP swivel female, 1/4" BSP x 1/8" BSP	£2.37	€ 2.68
BUR01427	Hydraulic adaptor BSP male x BSP swivel female, 1/4" BSP x 1/4" BSP	£1.83	€ 2.07
BUR01429	Hydraulic adaptor BSP male x BSP swivel female, 1/4" BSP x 3/8" BSP	£2.16	€ 2.44
BUR01430	Hydraulic adaptor BSP male x BSP swivel female, 1/4" BSP x 1/2" BSP	£2.98	€ 3.37
BUR01431	Hydraulic adaptor BSP male x BSP swivel female, 1/4" BSP x 3/4" BSP	£5.95	€ 6.72
BUR01432	Hydraulic adaptor BSP male x BSP swivel female, 3/8" BSP x 1/8" BSP	£2.46	€ 2.78
BUR01433	Hydraulic adaptor BSP male x BSP swivel female, 3/8" BSP x 1/4" BSP	£1.83	€ 2.07
BUR01434	Hydraulic adaptor BSP male x BSP swivel female, 3/8" BSP x 3/8" BSP	£2.12	€ 2.40
BUR01435	Hydraulic adaptor BSP male x BSP swivel female, 3/8" BSP x 1/2" BSP	£2.90	€ 3.28

Continued on next page

PART NUMBER	DESCRIPTION	NETT. PRICE	
		£ STERLING	€ EUROS
BUR01470	Hydraulic adaptor BSP male x BSP swivel female, 3/8" BSP x 5/8" BSP	£5.45	€ 6.16
BUR01436	Hydraulic adaptor BSP male x BSP swivel female, 3/8" BSP x 3/4" BSP	£5.50	€ 6.22
BUR01437	Hydraulic adaptor BSP male x BSP swivel female, 3/8" BSP x 1" BSP	£6.63	€ 7.49
BUR01438	Hydraulic adaptor BSP male x BSP swivel female, 1/2" BSP x 1/4" BSP	£2.98	€ 3.37
BUR01439	Hydraulic adaptor BSP male x BSP swivel female, 1/2" BSP x 3/8" BSP	£2.90	€ 3.28
BUR01440	Hydraulic adaptor BSP male x BSP swivel female, 1/2" BSP x 1/2" BSP	£2.90	€ 3.28
BUR01441	Hydraulic adaptor BSP male x BSP swivel female, 1/2" BSP x 5/8" BSP	£3.53	€ 3.99
BUR01442	Hydraulic adaptor BSP male x BSP swivel female, 1/2" BSP x 3/4" BSP	£4.29	€ 4.85
BUR01443	Hydraulic adaptor BSP male x BSP swivel female, 1/2" BSP x 1" BSP	£6.43	€ 7.27
BUR01457	Hydraulic adaptor BSP male x BSP swivel female, 5/8" BSP x 1/4" BSP	£5.45	€ 6.16
BUR01444	Hydraulic adaptor BSP male x BSP swivel female, 5/8" BSP x 3/8" BSP	£5.45	€ 6.16
BUR01445	Hydraulic adaptor BSP male x BSP swivel female, 5/8" BSP x 1/2" BSP	£3.53	€ 3.99
BUR01446	Hydraulic adaptor BSP male x BSP swivel female, 5/8" BSP x 5/8" BSP	£3.34	€ 3.77
BUR01447	Hydraulic adaptor BSP male x BSP swivel female, 5/8" BSP x 3/4" BSP	£5.50	€ 6.22
BUR01481	Hydraulic adaptor BSP male x BSP swivel female, 5/8" BSP x 1" BSP	£7.58	€ 8.56
BUR01468	Hydraulic adaptor BSP male x BSP swivel female, 3/4" BSP x 1/4" BSP	£5.50	€ 6.22
BUR01448	Hydraulic adaptor BSP male x BSP swivel female, 3/4" BSP x 3/8" BSP	£5.50	€ 6.22
BUR01449	Hydraulic adaptor BSP male x BSP swivel female, 3/4" BSP x 1/2" BSP	£4.29	€ 4.85
BUR01450	Hydraulic adaptor BSP male x BSP swivel female, 3/4" BSP x 5/8" BSP	£5.50	€ 6.22
BUR01451	Hydraulic adaptor BSP male x BSP swivel female, 3/4" BSP x 3/4" BSP	£4.29	€ 4.85
BUR01453	Hydraulic adaptor BSP male x BSP swivel female, 3/4" BSP x 1" BSP	£6.63	€ 7.49
BUR01452	Hydraulic adaptor BSP male x BSP swivel female, 3/4" BSP x 1-1/4" BSP	£14.32	€ 16.18
BUR01454	Hydraulic adaptor BSP male x BSP swivel female, 1" BSP x 1/2" BSP	£6.63	€ 7.49
BUR01455	Hydraulic adaptor BSP male x BSP swivel female, 1" BSP x 5/8" BSP	£6.63	€ 7.49
BUR01456	Hydraulic adaptor BSP male x BSP swivel female, 1" BSP x 3/4" BSP	£6.63	€ 7.49
BUR01458	Hydraulic adaptor BSP male x BSP swivel female, 1" BSP x 1" BSP	£6.63	€ 7.49
BUR01463	Hydraulic adaptor BSP male x BSP swivel female, 1" BSP x 1-1/4" BSP	£13.21	€ 14.92
BUR01472	Hydraulic adaptor BSP male x BSP swivel female, 1" BSP x 1-1/2" BSP	£20.67	€ 23.36
BUR01479	Hydraulic adaptor BSP male x BSP swivel female, 1" BSP x 2" BSP	£35.26	€ 39.84
BUR01459	Hydraulic adaptor BSP male x BSP swivel female, 1-1/4" BSP x 1/2" BSP	£14.14	€ 15.98
BUR01469	Hydraulic adaptor BSP male x BSP swivel female, 1-1/4" BSP x 3/4" BSP	£13.21	€ 14.92
BUR01460	Hydraulic adaptor BSP male x BSP swivel female, 1-1/4" BSP x 1" BSP	£13.21	€ 14.92
BUR01461	Hydraulic adaptor BSP male x BSP swivel female, 1-1/4" BSP x 1-1/4" BSP	£13.21	€ 14.92
BUR01462	Hydraulic adaptor BSP male x BSP swivel female, 1-1/4" BSP x 1-1/2" BSP	£19.95	€ 22.54
BUR01477	Hydraulic adaptor BSP male x BSP swivel female, 1-1/4" BSP x 2" BSP	£35.26	€ 39.84
BUR01464	Hydraulic adaptor BSP male x BSP swivel female, 1-1/2" BSP x 1" BSP	£19.95	€ 22.54
BUR01465	Hydraulic adaptor BSP male x BSP swivel female, 1-1/2" BSP x 1-1/4" BSP	£19.95	€ 22.54
BUR01466	Hydraulic adaptor BSP male x BSP swivel female, 1-1/2" BSP x 1-1/2" BSP	£20.67	€ 23.36
BUR01471	Hydraulic adaptor BSP male x BSP swivel female, 1-1/2" BSP x 2" BSP	£35.26	€ 39.84
BUR01475	Hydraulic adaptor BSP male x BSP swivel female, 2" BSP x 1-1/4" BSP	£35.26	€ 39.84
BUR01474	Hydraulic adaptor BSP male x BSP swivel female, 2" BSP x 1-1/2" BSP	£35.26	€ 39.84
BUR01467	Hydraulic adaptor BSP male x BSP swivel female, 2" BSP x 2" BSP	£35.26	€ 39.84

BSP MALE X JIC SWIVEL FEMALE



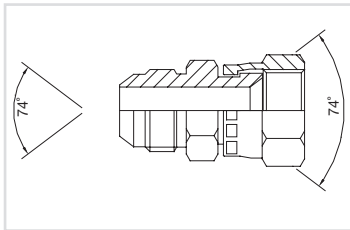
www.flowfitonline.com
TECH. DATA SHEET
HA01

PART NUMBER	DESCRIPTION	NETT. PRICE	
		£ STERLING	€ EUROS
BUR11501	Hydraulic adaptor BSP male x J C swivel female, 1/8" BSP x 7/16" J C	£3.11	€ 3.51
BUR11513	Hydraulic adaptor BSP male x J C swivel female, 1/4" BSP x 7/16" J C	£3.11	€ 3.51
BUR11514	Hydraulic adaptor BSP male x J C swivel female, 1/4" BSP x 1/2" J C	£3.11	€ 3.51
BUR11515	Hydraulic adaptor BSP male x J C swivel female, 1/4" BSP x 9/16" J C	£3.11	€ 3.51

Continued on next page

PART NUMBER	DESCRIPTION	NETT. PRICE	
		£ STERLING	€ EUROS
BUR11516	Hydraulic adaptor BSP male x J C swivel female, 1/4" BSP x 3/4" J C	£3.34	€ 3.77
BUR11524	Hydraulic adaptor BSP male x J C swivel female, 3/8" BSP x 7/16" J C	£3.34	€ 3.77
BUR11525	Hydraulic adaptor BSP male x J C swivel female, 3/8" BSP x 1/2" J C	£3.34	€ 3.77
BUR11526	Hydraulic adaptor BSP male x J C swivel female, 3/8" BSP x 9/16" J C	£3.34	€ 3.77
BUR11527	Hydraulic adaptor BSP male x J C swivel female, 3/8" BSP x 3/4" J C	£3.11	€ 3.51
BUR11528	Hydraulic adaptor BSP male x J C swivel female, 3/8" BSP x 7/8" J C	£3.81	€ 4.30
BUR11529	Hydraulic adaptor BSP male x J C swivel female, 3/8" BSP x 1-1/16" J C	£13.78	€ 15.57
BUR11536	Hydraulic adaptor BSP male x J C swivel female, 1/2" BSP x 7/16" J C	£3.81	€ 4.30
BUR11537	Hydraulic adaptor BSP male x J C swivel female, 1/2" BSP x 1/2" J C	£3.81	€ 4.30
BUR11538	Hydraulic adaptor BSP male x J C swivel female, 1/2" BSP x 9/16" J C	£3.11	€ 3.51
BUR11539	Hydraulic adaptor BSP male x J C swivel female, 1/2" BSP x 3/4" J C	£3.34	€ 3.77
BUR11540	Hydraulic adaptor BSP male x J C swivel female, 1/2" BSP x 7/8" J C	£3.71	€ 4.19
BUR11541	Hydraulic adaptor BSP male x J C swivel female, 1/2" BSP x 1-1/16" J C	£6.63	€ 7.49
BUR11551	Hydraulic adaptor BSP male x J C swivel female, 5/8" BSP x 3/4" J C	£4.39	€ 4.96
BUR11552	Hydraulic adaptor BSP male x J C swivel female, 5/8" BSP x 7/8" J C	£4.39	€ 4.96
BUR11553	Hydraulic adaptor BSP male x J C swivel female, 5/8" BSP x 1-1/16" J C	£9.21	€ 10.41
BUR11562	Hydraulic adaptor BSP male x J C swivel female, 3/4" BSP x 9/16" J C	£5.58	€ 6.30
BUR11563	Hydraulic adaptor BSP male x J C swivel female, 3/4" BSP x 3/4" J C	£5.58	€ 6.30
BUR11564	Hydraulic adaptor BSP male x J C swivel female, 3/4" BSP x 7/8" J C	£5.89	€ 6.66
BUR11565	Hydraulic adaptor BSP male x J C swivel female, 3/4" BSP x 1-1/16" J C	£6.63	€ 7.49
BUR11566	Hydraulic adaptor BSP male x J C swivel female, 3/4" BSP x 1-3/16" J C	£9.04	€ 10.22
BUR11567	Hydraulic adaptor BSP male x J C swivel female, 3/4" BSP x 1-5/16" J C	£11.86	€ 13.40
BUR11577	Hydraulic adaptor BSP male x J C swivel female, 1" BSP x 1-1/16" J C	£9.21	€ 10.41
BUR11578	Hydraulic adaptor BSP male x J C swivel female, 1" BSP x 1-3/16" J C	£9.85	€ 11.13
BUR11579	Hydraulic adaptor BSP male x J C swivel female, 1" BSP x 1-5/16" J C	£11.86	€ 13.40
BUR11580	Hydraulic adaptor BSP male x J C swivel female, 1" BSP x 1-5/8" J C	£19.03	€ 21.50
BUR11591	Hydraulic adaptor BSP male x J C swivel female, 1-1/4" BSP x 1-5/16" J C	£19.03	€ 21.50
BUR11592	Hydraulic adaptor BSP male x J C swivel female, 1-1/4" BSP x 1-5/8" J C	£19.03	€ 21.50
BUR11593	Hydraulic adaptor BSP male x J C swivel female, 1-1/4" BSP x 1-7/8" J C	£28.16	€ 31.83
BUR11606	Hydraulic adaptor BSP male x J C swivel female, 1-1/2" BSP x 1-5/8" J C	£28.16	€ 31.83
BUR11605	Hydraulic adaptor BSP male x J C swivel female, 1-1/2" BSP x 1-7/8" J C	£28.16	€ 31.83
BUR11617	Hydraulic adaptor BSP male x J C swivel female, 2" BSP x 1-7/8" J C	£35.26	€ 39.84
BUR11618	Hydraulic adaptor BSP male x J C swivel female, 2" BSP x 2-1/2" J C	£35.26	€ 39.84

JIC MALE X JIC SWIVEL FEMALE



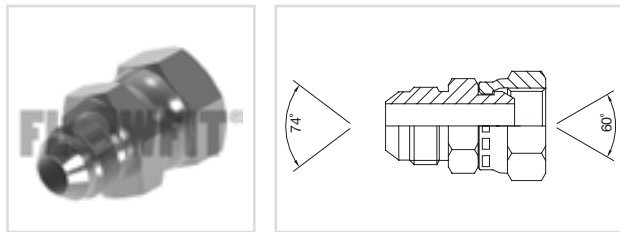
www.flowfitonline.com
TECH. DATA SHEET
HA01

PART NUMBER	DESCRIPTION	NETT. PRICE	
		£ STERLING	€ EUROS
BUR01687	Hydraulic adaptor J C male x J C swivel female, 7/16" J C x 7/16" J C	£3.68	€ 4.16
BUR01675	Hydraulic adaptor J C male x J C swivel female, 7/16" J C x 9/16" J C	£3.68	€ 4.16
BUR01694	Hydraulic adaptor J C male x J C swivel female, 7/16" J C x 3/4" J C	£4.29	€ 4.85
BUR01671	Hydraulic adaptor J C male x J C swivel female, 7/16" J C x 7/8" J C	£4.39	€ 4.96
BUR01670	Hydraulic adaptor J C male x J C swivel female, 1/2" J C x 7/16" J C	£13.18	€ 14.89
BUR01676	Hydraulic adaptor J C male x J C swivel female, 1/2" J C x 1/2" J C	£3.53	€ 3.99
BUR01677	Hydraulic adaptor J C male x J C swivel female, 1/2" J C x 9/16" J C	£3.68	€ 4.16
BUR01684	Hydraulic adaptor J C male x J C swivel female, 9/16" J C x 7/16" J C	£3.68	€ 4.16
BUR01674	Hydraulic adaptor J C male x J C swivel female, 9/16" J C x 1/2" J C	£3.68	€ 4.16
BUR01678	Hydraulic adaptor J C male x J C swivel female, 9/16" J C x 9/16" J C	£3.68	€ 4.16
BUR01679	Hydraulic adaptor J C male x J C swivel female, 9/16" J C x 3/4" J C	£3.75	€ 4.24
BUR01695	Hydraulic adaptor J C male x J C swivel female, 9/16" J C x 7/8" J C	£4.39	€ 4.96
BUR01680	Hydraulic adaptor J C male x J C swivel female, 3/4" J C x 9/16" J C	£3.75	€ 4.24
BUR01685	Hydraulic adaptor J C male x J C swivel female, 3/4" J C x 3/4" J C	£3.75	€ 4.24
BUR01681	Hydraulic adaptor J C male x J C swivel female, 3/4" J C x 7/8" J C	£4.39	€ 4.96

Continued on next page

PART NUMBER	DESCRIPTION	NETT. PRICE	
		£ STERLING	€ EUROS
BUR01691	Hydraulic adaptor J C male x J C swivel female, 3/4" J C x 1-1/16" J C	£6.56	€ 7.41
BUR01682	Hydraulic adaptor J C male x J C swivel female, 7/8" J C x 3/4" J C	£4.39	€ 4.96
BUR01683	Hydraulic adaptor J C male x J C swivel female, 7/8" J C x 7/8" J C	£4.39	€ 4.96
BUR01690	Hydraulic adaptor J C male x J C swivel female, 7/8" J C x 1-1/16" J C	£6.63	€ 7.49
BUR01688	Hydraulic adaptor J C male x J C swivel female, 1-1/16" J C x 3/4" J C	£5.83	€ 6.59
BUR01686	Hydraulic adaptor J C male x J C swivel female, 1-1/16" J C x 7/8" J C	£5.83	€ 6.59
BUR01692	Hydraulic adaptor J C male x J C swivel female, 1-1/16" J C x 1-1/16" J C	£6.32	€ 7.14
BUR01696	Hydraulic adaptor J C male x J C swivel female, 1-1/16" J C x 1-5/16" J C	£10.71	€ 12.10
BUR01666	Hydraulic adaptor J C male x J C swivel female, 1-1/16" J C x 1-5/8" J C	£22.08	€ 24.95
BUR01699	Hydraulic adaptor J C male x J C swivel female, 1-3/16" J C x 1-3/16" J C	£7.50	€ 8.48
BUR01689	Hydraulic adaptor J C male x J C swivel female, 1-5/16" J C x 1-1/16" J C	£10.71	€ 12.10
BUR01693	Hydraulic adaptor J C male x J C swivel female, 1-5/16" J C x 1-5/16" J C	£10.71	€ 12.10
BUR01673	Hydraulic adaptor J C male x J C swivel female, 1-5/16" J C x 1-5/8" J C	£22.08	€ 24.95
BUR01669	Hydraulic adaptor J C male x J C swivel female, 1-5/16" J C x 1-7/8" J C	£22.07	€ 24.94
BUR01770	Hydraulic adaptor J C male x J C swivel female, 1-5/8" J C x 1-5/16" J C	£22.08	€ 24.95
BUR01697	Hydraulic adaptor J C male x J C swivel female, 1-5/8" J C x 1-5/8" J C	£22.08	€ 24.95
BUR01672	Hydraulic adaptor J C male x J C swivel female, 1-5/8" J C x 1-7/8" J C	£22.08	€ 24.95
BUR01698	Hydraulic adaptor J C male x J C swivel female, 1-7/8" J C x 1-7/8" J C	£28.02	€ 31.66

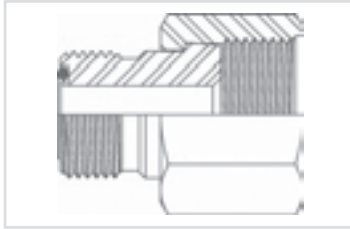
JIC MALE X BSP SWIVEL FEMALE



www.flowfitonline.com
TECH. DATA SHEET
HA01

PART NUMBER	DESCRIPTION	NETT. PRICE	
		£ STERLING	€ EUROS
BUR01600	Hydraulic adaptor J C male x BSP swivel female, 7/16" J C x 1/8" BSP	£3.11	€ 3.51
BUR01605	Hydraulic adaptor J C male x BSP swivel female, 7/16" J C x 1/4" BSP	£3.11	€ 3.51
BUR01614	Hydraulic adaptor J C male x BSP swivel female, 7/16" J C x 3/8" BSP	£3.81	€ 4.30
BUR01613	Hydraulic adaptor J C male x BSP swivel female, 7/16" J C x 1/2" BSP	£3.81	€ 4.30
BUR01601	Hydraulic adaptor J C male x BSP swivel female, 1/2" J C x 1/4" BSP	£3.11	€ 3.51
BUR01618	Hydraulic adaptor J C male x BSP swivel female, 1/2" J C x 3/8" BSP	£3.81	€ 4.30
BUR01617	Hydraulic adaptor J C male x BSP swivel female, 1/2" J C x 1/2" BSP	£3.81	€ 4.30
BUR01602	Hydraulic adaptor J C male x BSP swivel female, 9/16" J C x 1/4" BSP	£3.11	€ 3.51
BUR01603	Hydraulic adaptor J C male x BSP swivel female, 9/16" J C x 3/8" BSP	£3.34	€ 3.77
BUR01604	Hydraulic adaptor J C male x BSP swivel female, 9/16" J C x 1/2" BSP	£3.38	€ 3.82
BUR01606	Hydraulic adaptor J C male x BSP swivel female, 3/4" J C x 3/8" BSP	£3.34	€ 3.77
BUR01607	Hydraulic adaptor J C male x BSP swivel female, 3/4" J C x 1/2" BSP	£3.71	€ 4.19
BUR01599	Hydraulic adaptor J C male x BSP swivel female, 3/4" J C x 5/8" BSP	£4.54	€ 5.13
BUR01620	Hydraulic adaptor J C male x BSP swivel female, 3/4" J C x 3/4" BSP	£5.37	€ 6.07
BUR01608	Hydraulic adaptor J C male x BSP swivel female, 7/8" J C x 3/8" BSP	£1.90	€ 2.14
BUR01609	Hydraulic adaptor J C male x BSP swivel female, 7/8" J C x 1/2" BSP	£4.05	€ 4.58
BUR01619	Hydraulic adaptor J C male x BSP swivel female, 7/8" J C x 5/8" BSP	£5.83	€ 6.59
BUR01615	Hydraulic adaptor J C male x BSP swivel female, 7/8" J C x 3/4" BSP	£5.83	€ 6.59
BUR01610	Hydraulic adaptor J C male x BSP swivel female, 1-1/16" J C x 3/4" BSP	£5.83	€ 6.59
BUR01616	Hydraulic adaptor J C male x BSP swivel female, 1-1/16" J C x 1" BSP	£8.44	€ 9.53
BUR01623	Hydraulic adaptor J C male x BSP swivel female, 1-3/16" J C x 3/4" BSP	£8.44	€ 9.53
BUR01624	Hydraulic adaptor J C male x BSP swivel female, 1-5/16" J C x 3/4" BSP	£8.55	€ 9.67
BUR01611	Hydraulic adaptor J C male x BSP swivel female, 1-5/16" J C x 1" BSP	£8.55	€ 9.67
BUR01612	Hydraulic adaptor J C male x BSP swivel female, 1-5/8" J C x 1-1/4" BSP	£19.03	€ 21.50
BUR01597	Hydraulic adaptor J C male x BSP swivel female, 1-5/8" J C x 1-1/2" BSP	£20.91	€ 23.63
BUR01598	Hydraulic adaptor jic male / bsp swivel female, 1-7/8" J C x 1-1/2" BSP	£28.16	€ 31.83

ORFS MALE X ORFS SWIVEL FEMALE



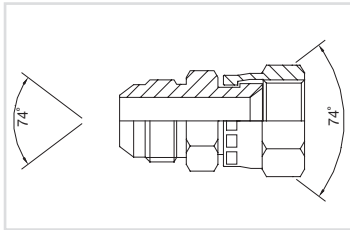
www.flowfitonline.com
TECH. DATA SHEET
HA01

PART NUMBER	DESCRIPTION	NETT. PRICE	
		£ STERLING	€ EUROS
BUR9015-04-06AS	Hydraulic adaptor ORFS male x ORFS swivel female, 9/16 ORFS X 11/16 ORFS	£7.54	€ 8.52
BUR9015-04-12AS	Hydraulic adaptor ORFS male x ORFS swivel female, 9/16 ORFS X 1-3/16 ORFS	£13.60	€ 15.37
BUR9015-06-08AS	Hydraulic adaptor ORFS male x ORFS swivel female, 11/16 ORFS X 13/16 ORFS	£8.47	€ 9.57
BUR9015-06-12AS	Hydraulic adaptor ORFS male x ORFS swivel female, 11/16 ORFS X 1-3/16 ORFS	£16.51	€ 18.66
BUR9015-08-10AS	Hydraulic adaptor ORFS male x ORFS swivel female, 13/16 ORFS X 1 ORFS	£16.20	€ 18.30
BUR9015-10-12AS	Hydraulic adaptor ORFS male x ORFS swivel female, 1 ORFS X 1-3/16 ORFS	£18.45	€ 20.85
BUR9015-12-16AS	Hydraulic adaptor ORFS male x ORFS swivel female, 1-3/16 ORFS X 1-7/16 ORFS	£14.99	€ 16.94
BUR9015-16-20AS	Hydraulic adaptor ORFS male x ORFS swivel female, 1-7/16 ORFS X 1-11/16	£21.49	€ 24.28

SWIVEL FEMALE X SWIVEL FEMALE ADAPTORS

BSP SWIVEL FEMALE X BSP SWIVEL FEMALE

www.flowfitonline.com
TECH. DATA SHEET
HA01



PART NUMBER	DESCRIPTION	NETT. PRICE	
		£ STERLING	€ EUROS
BUR01725	Hydraulic adaptor BSP swivel female x BSP swivel female, 1/8" BSP x 1/8" BSP	£2.37	€ 2.68
BUR01726	Hydraulic adaptor BSP swivel female x BSP swivel female, 1/8" BSP x 1/4" BSP	£2.46	€ 2.78
BUR01751	Hydraulic adaptor BSP swivel female x BSP swivel female, 1/8" BSP x 3/8" BSP	£2.75	€ 3.10
BUR01727	Hydraulic adaptor BSP swivel female x BSP swivel female, 1/4" BSP x 1/4" BSP	£2.01	€ 2.28
BUR01728	Hydraulic adaptor BSP swivel female x BSP swivel female, 1/4" BSP x 3/8" BSP	£2.16	€ 2.44
BUR01732	Hydraulic adaptor BSP swivel female x BSP swivel female, 1/4" BSP x 1/2" BSP	£3.03	€ 3.43
BUR01736	Hydraulic adaptor BSP swivel female x BSP swivel female, 1/4" BSP x 5/8" BSP	£3.90	€ 4.41
BUR01724	Hydraulic adaptor BSP swivel female x BSP swivel female, 1/4" BSP x 3/4" BSP	£5.17	€ 5.85
BUR01729	Hydraulic adaptor BSP swivel female x BSP swivel female, 3/8" BSP x 3/8" BSP	£2.16	€ 2.44
BUR01733	Hydraulic adaptor BSP swivel female x BSP swivel female, 3/8" BSP x 1/2" BSP	£2.95	€ 3.33
BUR01737	Hydraulic adaptor BSP swivel female x BSP swivel female, 3/8" BSP x 5/8" BSP	£3.68	€ 4.16
BUR01730	Hydraulic adaptor BSP swivel female x BSP swivel female, 3/8" BSP x 3/4" BSP	£5.17	€ 5.85
BUR01731	Hydraulic adaptor BSP swivel female x BSP swivel female, 3/8" BSP x 1" BSP	£7.24	€ 8.18
BUR01734	Hydraulic adaptor BSP swivel female x BSP swivel female, 1/2" BSP x 1/2" BSP	£2.95	€ 3.33
BUR01746	Hydraulic BSP swivel female x BSP swivel female, 1/2" BSP x 5/8" BSP	£3.60	€ 4.07
BUR01735	Hydraulic BSP swivel female x BSP swivel female, 1/2" BSP x 3/4" BSP	£5.17	€ 5.85
BUR01750	Hydraulic adaptor BSP swivel female x BSP swivel female, 1/2" BSP x 1" BSP	£7.50	€ 8.48
BUR01738	Hydraulic adaptor BSP swivel female x BSP swivel female, 5/8" BSP x 5/8" BSP	£3.68	€ 4.16
BUR01740	Hydraulic adaptor BSP swivel female x BSP swivel female, 5/8" BSP x 3/4" BSP	£5.17	€ 5.85
BUR01739	Hydraulic adaptor BSP swivel female x BSP swivel female, 5/8" BSP x 1" BSP	£6.70	€ 7.57
BUR01741	Hydraulic adaptor BSP swivel female x BSP swivel female, 3/4" BSP x 3/4" BSP	£4.67	€ 5.28
BUR01742	Hydraulic adaptor BSP swivel female x BSP swivel female, 3/4" BSP x 1" BSP	£6.70	€ 7.57
BUR01747	Hydraulic adaptor BSP swivel female x BSP swivel female, 3/4" BSP x 1-1/4" BSP	£13.63	€ 15.40
BUR01743	Hydraulic adaptor BSP swivel female x BSP swivel female, 1" BSP x 1" BSP	£6.71	€ 7.58
BUR01744	Hydraulic adaptor BSP swivel female x BSP swivel female, 1" BSP x 1-1/4" BSP	£13.63	€ 15.40
BUR01752	Hydraulic adaptor BSP swivel female x BSP swivel female, 1" BSP x 1-1/2" BSP	£22.75	€ 25.70

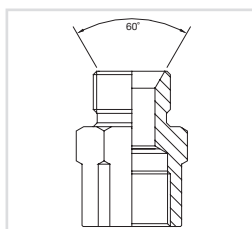
Continued on next page

PART NUMBER	DESCRIPTION	NETT. PRICE	
		£ STERLING	€ EUROS
BUR01745	Hydraulic adaptor BSP swivel female x BSP swivel female, 1-1/4" BSP x 1-1/4" BSP	£13.63	€ 15.40
BUR01753	Hydraulic adaptor BSP swivel female x BSP swivel female, 1-1/4" BSP x 1-1/2" BSP	£23.90	€ 27.01
BUR01756	Hydraulic adaptor BSP swivel female x BSP swivel female, 1-1/4" BSP x 2" BSP	£45.09	€ 50.95
BUR01748	Hydraulic adaptor BSP swivel female x BSP swivel female, 1-1/2" BSP x 1-1/2" BSP	£23.90	€ 27.01
BUR01755	Hydraulic adaptor BSP swivel female x BSP swivel female, 1-1/2" BSP x 2" BSP	£45.09	€ 50.95
BUR01749	Hydraulic adaptor BSP swivel female x BSP swivel female, 2" BSP x 2" BSP	£23.90	€ 27.01

MALE X FIXED FEMALE & FIXED FEMALE/FEMALE ADAPTORS

BSP MALE X BSP FIXED FEMALE EXTENDED

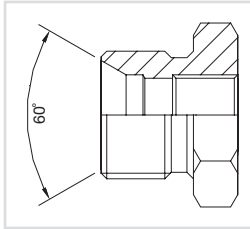
www.flowfitonline.com
TECH. DATA SHEET
HA01



PART NUMBER	DESCRIPTION	NETT. PRICE	
		£ STERLING	€ EUROS
BUR00922	Hydraulic adaptor BSP male x BSP fixed female extended, 1/8" BSP x 1/8" BSP	£2.60	€ 2.93
BUR00924	Hydraulic adaptor BSP male x BSP fixed female extended, 1/8" BSP x 1/4" BSP	£2.57	€ 2.90
BUR00931	Hydraulic adaptor BSP male x BSP fixed female extended, 1/8" BSP x 3/8" BSP	£5.12	€ 5.79
BUR00928	Hydraulic adaptor BSP male x BSP fixed female extended, 1/8" BSP x 1/2" BSP	£6.17	€ 6.97
BUR00905	Hydraulic adaptor BSP male x BSP fixed female extended, 1/4" BSP x 1/8" BSP	£2.57	€ 2.90
BUR00900	Hydraulic adaptor BSP male x BSP fixed female extended, 1/4" BSP x 1/4" BSP	£2.16	€ 2.44
BUR00901	Hydraulic adaptor BSP male x BSP fixed female extended, 1/4" BSP x 3/8" BSP	£2.37	€ 2.68
BUR00904	Hydraulic adaptor BSP male x BSP fixed female extended, 1/4" BSP x 1/2" BSP	£2.95	€ 3.33
BUR00932	Hydraulic adaptor BSP male x BSP fixed female extended, 1/4" BSP x 3/4" BSP	£9.72	€ 10.98
BUR00902	Hydraulic adaptor BSP male x BSP fixed female extended, 3/8" BSP x 1/4" BSP	£2.37	€ 2.68
BUR00903	Hydraulic adaptor BSP male x BSP fixed female extended, 3/8" BSP x 3/8" BSP	£2.37	€ 2.68
BUR00913	Hydraulic adaptor BSP male x BSP fixed female extended, 3/8" BSP x 1/2" BSP	£2.57	€ 2.90
BUR00933	Hydraulic adaptor BSP male x BSP fixed female extended, 3/8" BSP x 3/4" BSP	£9.72	€ 10.98
BUR00906	Hydraulic adaptor BSP male x BSP fixed female extended, 1/2" BSP x 3/8" BSP	£2.73	€ 3.09
BUR00907	Hydraulic adaptor BSP male x BSP fixed female extended, 1/2" BSP x 1/2" BSP	£2.73	€ 3.09
BUR00918	Hydraulic adaptor BSP male x BSP fixed female extended, 1/2" BSP x 3/4" BSP	£5.54	€ 6.26
BUR00929	Hydraulic adaptor BSP male x BSP fixed female extended, 1/2" BSP x 1" BSP	£9.35	€ 10.56
BUR00934	Hydraulic adaptor BSP male x BSP fixed female extended, 1/2" BSP x 1-1/4" BSP	£23.56	€ 26.63
BUR00908	Hydraulic adaptor BSP male x BSP fixed female extended, 5/8" BSP x 1/2" BSP	£2.95	€ 3.33
BUR00939	Hydraulic adaptor BSP male x BSP fixed female extended, 5/8" BSP x 3/4" BSP	£14.50	€ 16.39
BUR00916	Hydraulic adaptor BSP male x BSP fixed female extended, 3/4" BSP x 1/2" BSP	£3.81	€ 4.30
BUR00925	Hydraulic adaptor BSP male x BSP fixed female extended, 3/4" BSP x 5/8" BSP	£3.81	€ 4.30
BUR00909	Hydraulic adaptor BSP male x BSP fixed female extended, 3/4" BSP x 3/4" BSP	£3.81	€ 4.30
BUR00919	Hydraulic adaptor BSP male x BSP fixed female extended, 3/4" BSP x 1" BSP	£8.48	€ 9.58
BUR00910	Hydraulic adaptor BSP male x BSP fixed female extended, 3/4" BSP x 1-1/4" BSP	£23.48	€ 26.53
BUR00911	Hydraulic adaptor BSP male x BSP fixed female extended, 5.923" BSP x 1-1/2" BSP	£25.32	€ 28.62
BUR00920	Hydraulic adaptor BSP male x BSP fixed female extended, 1" BSP x 3/4" BSP	£7.13	€ 8.06
BUR00912	Hydraulic adaptor BSP male x BSP fixed female extended, 1" BSP x 1" BSP	£7.13	€ 8.06
BUR00923	Hydraulic adaptor BSP male x BSP fixed female extended, 1" BSP x 1-1/4" BSP	£22.56	€ 25.49
BUR00927	Hydraulic adaptor BSP male x BSP fixed female extended, 1" BSP x 1-1/2" BSP	£23.90	€ 27.01
BUR00936	Hydraulic adaptor BSP male x BSP fixed female extended, 1" BSP x 2" BSP	£33.90	€ 38.31
BUR00914	Hydraulic adaptor BSP male x BSP fixed female extended, 1-1/4" BSP x 1-1/4" BSP	£13.21	€ 14.92
BUR00930	Hydraulic adaptor BSP male x BSP fixed female extended, 1-1/4" BSP x 1-1/2" BSP	£26.66	€ 30.12
BUR00937	Hydraulic adaptor BSP male x BSP fixed female extended, 1-1/4" BSP x 2" BSP	£33.90	€ 38.31
BUR00921	Hydraulic adaptor BSP male x BSP fixed female extended, 1-1/2" BSP x 1-1/4" BSP	£23.90	€ 27.01
BUR00917	Hydraulic adaptor BSP male x BSP fixed female extended, 1-1/2" BSP x 1-1/2" BSP	£23.90	€ 27.01
BUR00915	Hydraulic adaptor BSP male x BSP fixed female extended, 2" BSP x 2" BSP	£29.03	€ 32.81
BUR00935	Hydraulic adaptor BSP male x BSP fixed female extended, 2" BSP x 2-1/2" BSP	£166.48	€ 188.13
BUR00926	Hydraulic adaptor BSP male x BSP fixed female extended, 2-1/2" BSP x 2-1/2" BSP	£166.44	€ 188.08

BSP MALE 60° CONE X BSP FIXED FEMALE BUSH

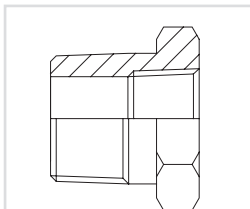
www.flowfitonline.com
TECH. DATA SHEET
HA01



PART NUMBER	DESCRIPTION	NETT. PRICE	
		£ STERLING	€ EUROS
BUR16167	Hydraulic adaptor BSP male 60° cone x BSP fixed female bush, 3/8" BSP x 1/8" BSP	£2.95	€ 3.33
BUR16166	Hydraulic adaptor BSP male 60° cone x BSP fixed female bush, 1/2" BSP x 1/8" BSP	£2.95	€ 3.33
BUR16150	Hydraulic adaptor BSP male 60° cone x BSP fixed female bush, 1/2" BSP x 1/4" BSP	£2.37	€ 2.68
BUR16151	Hydraulic adaptor BSP male 60° cone x BSP fixed female bush, 5/8" BSP x 1/4" BSP	£3.11	€ 3.51
BUR16152	Hydraulic adaptor BSP male 60° cone x BSP fixed female bush, 3/4" BSP x 1/4" BSP	£3.23	€ 3.65
BUR16153	Hydraulic adaptor BSP male 60° cone x BSP fixed female bush, 3/4" BSP x 3/8" BSP	£3.23	€ 3.65
BUR16156	Hydraulic adaptor BSP male 60° cone x BSP fixed female bush, 1" BSP x 1/4" BSP	£8.46	€ 9.56
BUR16168	Hydraulic adaptor BSP male 60° cone x BSP fixed female bush, 1" BSP x 3/8" BSP	£5.34	€ 6.04
BUR16157	Hydraulic adaptor BSP male 60° cone x BSP fixed female bush, 1" BSP x 1/2" BSP	£5.34	€ 6.04
BUR16147	Hydraulic adaptor BSP male 60° cone x BSP fixed female bush, 1-1/4" BSP x 1/2" BSP	£12.48	€ 14.10
BUR16158	Hydraulic adaptor BSP male 60° cone x BSP fixed female bush, 1-1/4" BSP x 3/4" BSP	£12.48	€ 14.10
BUR16162	Hydraulic adaptor BSP male 60° cone x BSP fixed female bush, 1-1/4" BSP x 1" BSP	£12.48	€ 14.10
BUR16149	Hydraulic adaptor BSP male 60° cone x BSP fixed female bush, 1-1/2" BSP x 1/2" BSP	£21.74	€ 24.57
BUR16159	Hydraulic adaptor BSP male 60° cone x BSP fixed female bush, 1-1/2" BSP x 3/4" BSP	£21.74	€ 24.57
BUR16160	Hydraulic adaptor BSP male 60° cone x BSP fixed female bush, 1-1/2" BSP x 1" BSP	£21.74	€ 24.57
BUR16527	Hydraulic adaptor BSP male 60° cone x BSP fixed female bush, 2" BSP x 1/4" BSP	£27.44	€ 31.01
BUR16528	Hydraulic adaptor BSP male 60° cone x BSP fixed female bush, 2" BSP x 3/8" BSP	£27.44	€ 31.01
BUR16146	Hydraulic adaptor BSP male 60° cone x BSP fixed female bush, 2" BSP x 1/2" BSP	£27.44	€ 31.01
BUR16161	Hydraulic adaptor BSP male 60° cone x BSP fixed female bush, 2" BSP x 1" BSP	£27.44	€ 31.01
BUR16164	Hydraulic adaptor BSP male 60° cone x BSP fixed female bush, 2" BSP x 1-1/4" BSP	£27.44	€ 31.01
BUR16163	Hydraulic adaptor BSP male 60° cone x BSP fixed female bush, 2" BSP x 1-1/2" BSP	£27.44	€ 31.01
BUR16165	Hydraulic adaptor BSP male 60° cone x BSP fixed female bush, 2-1/2" BSP x 1-1/2" BSP	£70.00	€ 79.10
BUR16154	Hydraulic adaptor BSP male 60° cone x BSP fixed female bush, 2-1/2" BSP x 2" BSP	£70.00	€ 79.10
BUR16148	Hydraulic adaptor BSP male 60° cone x BSP fixed female bush, 3" BSP x 1-1/2" BSP	£15.77	€ 17.82
BUR16155	Hydraulic adaptor BSP male 60° cone x BSP fixed female bush, 3" BSP x 2" BSP	£101.97	€ 115.23

NPTF MALE X NPTF FIXED FEMALE BUSH

www.flowfitonline.com
TECH. DATA SHEET
HA01

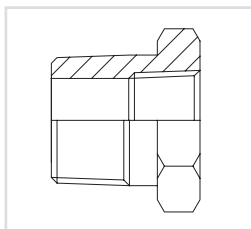


PART NUMBER	DESCRIPTION	NETT. PRICE	
		£ STERLING	€ EUROS
BUR01001	Hydraulic adaptor NPTF male x NPTF male, 1/4" NPTF x 1/8" NPTF	£3.03	€ 3.43
BUR01002	Hydraulic adaptor NPTF male x NPTF male, 3/8" NPTF x 1/8" NPTF	£3.38	€ 3.82
BUR01003	Hydraulic adaptor NPTF male x NPTF male, 3/8" NPTF x 1/4" NPTF	£3.38	€ 3.82
BUR01018	Hydraulic adaptor NPTF male x NPTF male, 1/2" NPTF x 1/8" NPTF	£5.20	€ 5.88
BUR01004	Hydraulic adaptor NPTF male x NPTF male, 1/2" NPTF x 1/4" NPTF	£3.60	€ 4.07
BUR01005	Hydraulic adaptor NPTF male x NPTF male, 1/2" NPTF x 3/8" NPTF	£3.60	€ 4.07
BUR01032	Hydraulic adaptor NPTF male x NPTF male, 3/4" NPTF x 1/8" NPTF	£4.59	€ 5.19
BUR01006	Hydraulic adaptor NPTF male x NPTF male, 3/4" NPTF x 1/4" NPTF	£4.59	€ 5.19
BUR01007	Hydraulic adaptor NPTF male x NPTF male, 3/4" NPTF x 3/8" NPTF	£4.59	€ 5.19
BUR01008	Hydraulic adaptor NPTF male x NPTF male, 3/4" NPTF x 1/2" NPTF	£6.17	€ 6.97
BUR01022	Hydraulic adaptor NPTF male x NPTF male, 1" NPTF x 1/4" NPTF	£6.17	€ 6.97
BUR01011	Hydraulic adaptor NPTF male x NPTF male, 1" NPTF x 3/8" NPTF	£6.17	€ 6.97

Continued on next page

PART NUMBER	DESCRIPTION	NETT. PRICE	
		£ STERLING	€ EUROS
BUR01009	Hydraulic adaptor NPTF male x NPTF male, 1" NPTF x 1/2" NPTF	£6.17	€ 6.97
BUR01010	Hydraulic adaptor NPTF male x NPTF male, 1" NPTF x 3/4" NPTF	£14.56	€ 16.46
BUR01023	Hydraulic adaptor NPTF male x NPTF male, 1-1/4" NPTF x 1/4" NPTF	£14.56	€ 16.46
BUR01025	Hydraulic adaptor NPTF male x NPTF male, 1-1/4" NPTF x 3/8" NPTF	£14.56	€ 16.46
BUR01026	Hydraulic adaptor NPTF male x NPTF male, 1-1/4" NPTF x 1/2" NPTF	£14.56	€ 16.46
BUR01019	Hydraulic adaptor NPTF male x NPTF male, 1-1/4" NPTF x 3/4" NPTF	£14.56	€ 16.46
BUR01012	Hydraulic adaptor NPTF male x NPTF male, 1-1/4" NPTF x 1" NPTF	£27.57	€ 31.15
BUR01024	Hydraulic adaptor NPTF male x NPTF male, 1-1/2" NPTF x 1/4" NPTF	£27.57	€ 31.15
BUR01027	Hydraulic adaptor NPTF male x NPTF male, 1-1/2" NPTF x 3/8" NPTF	£27.57	€ 31.15
BUR01028	Hydraulic adaptor NPTF male x NPTF male, 1-1/2" NPTF x 1/2" NPTF	£27.57	€ 31.15
BUR01013	Hydraulic adaptor NPTF male x NPTF male, 1-1/2" NPTF x 3/4" NPTF	£27.57	€ 31.15
BUR01015	Hydraulic adaptor NPTF male x NPTF male, 1-1/2" NPTF x 1" NPTF	£28.63	€ 32.35
BUR01021	Hydraulic adaptor NPTF male x NPTF male, 1-1/2" NPTF x 1-1/4" NPTF	£32.93	€ 37.22
BUR01031	Hydraulic adaptor NPTF male x NPTF male, 2" NPTF x 1/4" NPTF	£40.56	€ 45.83
BUR01035	Hydraulic adaptor NPTF male x NPTF male, 2" NPTF x 3/8" NPTF	£40.56	€ 45.83
BUR01030	Hydraulic adaptor NPTF male x NPTF male, 2" NPTF x 1/2" NPTF	£40.56	€ 45.83
BUR01029	Hydraulic adaptor NPTF male x NPTF male, 2" NPTF x 3/4" NPTF	£40.56	€ 45.83
BUR01014	Hydraulic adaptor NPTF male x NPTF male, 2" NPTF x 1" NPTF	£40.56	€ 45.83
BUR01017	Hydraulic adaptor NPTF male x NPTF male, 2" NPTF x 1-1/4" NPTF	£46.01	€ 52.00
BUR01016	Hydraulic adaptor NPTF male x NPTF male, 2" NPTF x 1-1/2" NPTF	£47.75	€ 53.96
BUR01033	Hydraulic adaptor NPTF male x NPTF male, 2-1/2" NPTF x 2" NPTF	£118.21	€ 133.58
BUR01037	Hydraulic adaptor NPTF male x NPTF male, 3" NPTF x 1-1/4" NPTF	£135.37	€ 152.97
BUR01036	Hydraulic adaptor NPTF male x NPTF male, 3" NPTF x 2" NPTF	£130.67	€ 147.65

BSP FIXED FEMALE X BSP FIXED FEMALE



www.flowfitonline.com
TECH. DATA SHEET
HA01

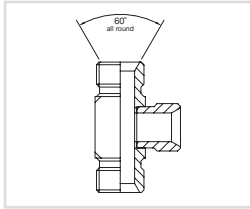
PART NUMBER	DESCRIPTION	NETT. PRICE	
		£ STERLING	€ EUROS
BUR09000	Hydraulic adaptor BSP fixed female x BSP fixed female, 1/8" BSP	£2.37	€ 2.68
BUR09002	Hydraulic adaptor BSP fixed female x BSP fixed female, 1/4" BSP	£1.78	€ 2.01
BUR09004	Hydraulic adaptor BSP fixed female x BSP fixed female, 3/8" BSP	£2.01	€ 2.28
BUR09005	Hydraulic adaptor BSP fixed female x BSP fixed female, 1/2" BSP	£2.12	€ 2.40
BUR09009	Hydraulic adaptor BSP fixed female x BSP fixed female, 5/8" BSP	£2.95	€ 3.33
BUR09010	Hydraulic adaptor BSP fixed female x BSP fixed female, 3/4" BSP	£4.29	€ 4.85
BUR09011	Hydraulic adaptor BSP fixed female x BSP fixed female, 1" BSP	£7.13	€ 8.06
BUR09012	Hydraulic adaptor BSP fixed female x BSP fixed female, 1-1/4" BSP	£13.70	€ 15.48
BUR09013	Hydraulic adaptor BSP fixed female x BSP fixed female, 1-1/2" BSP	£21.89	€ 24.73
BUR09014	Hydraulic adaptor BSP fixed female x BSP fixed female, 2" BSP	£35.87	€ 40.53
BUR09019	Hydraulic adaptor BSP fixed female x BSP fixed female, 2-1/2" BSP	£98.40	€ 111.19



TEES & CROSS ADAPTORS

BSP MALE TEE CONE SEATING

www.flowfitonline.com
TECH. DATA SHEET
HA01



PART NUMBER	DESCRIPTION	NETT. PRICE	
		£ STERLING	€ EUROS
BUR01901	Hydraulic adaptor BSP male tee cone seating, 1/4" BSP	£4.67	€ 5.28
BUR01902	Hydraulic adaptor BSP male tee cone seating, 3/8" BSP	£6.74	€ 7.62
BUR01903	Hydraulic adaptor BSP male tee cone seating, 1/2" BSP	£7.79	€ 8.80
BUR01905	Hydraulic adaptor BSP male tee cone seating, 3/4" BSP	£9.21	€ 10.41
BUR01906	Hydraulic adaptor BSP male tee cone seating, 1" BSP	£20.01	€ 22.61
BUR01908	Hydraulic adaptor BSP male tee cone seating, 1-1/2" BSP	£55.79	€ 63.04
BUR01909	Hydraulic adaptor BSP male tee cone seating, 2" BSP	£106.02	€ 119.80

BSP MALE FORGED TEE

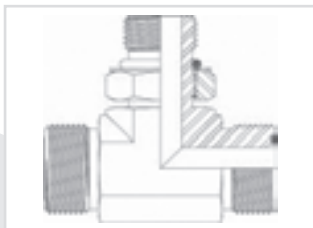
www.flowfitonline.com
TECH. DATA SHEET
HA01



PART NUMBER	DESCRIPTION	NETT. PRICE	
		£ STERLING	€ EUROS
BUR01949FD	Hydraulic adaptor J C male forged tee, 3/8 J C	£8.89	€ 10.05
BUR01950FD	Hydraulic adaptor JIC male forged tee, 7/16 J C	£13.56	€ 15.32
BUR01951	Hydraulic adaptor J C male forged tee, 1/2 J C	£13.70	€ 15.48
BUR01952	Hydraulic adaptor JIC male forged tee, 9/16 J C	£14.49	€ 16.37
BUR01953FD	Hydraulic adaptor J C male forged tee, 3/4 J C	£18.09	€ 20.45
BUR01954FD	Hydraulic adaptor J C male forged tee, 7/8 J C	£24.04	€ 27.17
BUR01955FD	Hydraulic adaptor J C male forged tee, 1-1/16 J C	£29.64	€ 33.49

ORFS MALE X ORFS MALE X UNF MALE POSITIONAL TEE

www.flowfitonline.com
TECH. DATA SHEET
HA01



PART NUMBER	DESCRIPTION	NETT. PRICE	
		£ STERLING	€ EUROS
BUR9715-04-04-04	Hydraulic ORFS male x ORFS male x UNF male positional tee, 9/16 ORFS X 9/16 ORFS X 7/16 UNF	£17.65	€ 19.94
BUR9715-06-06-06	Hydraulic ORFS male x ORFS male x UNF male positional tee, 11/16 ORFS X 11/16 ORFS X 9/16 UNF	£21.09	€ 23.84
BUR9715-08-08-08	Hydraulic ORFS male x ORFS male x UNF male positional tee, 13/16 ORFS X 13/16 ORFS X 3/4 UNF	£21.69	€ 24.51
BUR9715-10-10-10	Hydraulic ORFS male x ORFS male x UNF male positional tee, 1 ORFS X 1 ORFS X 7/8 UNF	£33.90	€ 38.31
BUR9715-12-12-12	Hydraulic ORFS male x ORFS male x UNF male positional tee, 1-3/16 ORFS X 1-3/16 ORFS X 1-1/16 UNF	£50.03	€ 56.54
BUR9715-16-16-16	Hydraulic ORFS male x ORFS male x UNF male positional tee, 1-7/16 ORFS X 1-7/16 ORFS X 1-5/16 UNF	£77.37	€ 87.43
BUR9715-20-20-20	Hydraulic ORFS male x ORFS male x UNF male positional tee, 1-11/16 ORFS X 1-11/16 ORFS X 1-5/8 UNF	£152.70	€ 172.56
BUR9715-20-20-21	Hydraulic ORFS male x ORFS male x UNF male positional tee, 2 ORFS X 2 ORFS X 1-7/8 UNF	£88.54	€ 100.05

ORFS MALE X UNF MALE X ORFS MALE TEE

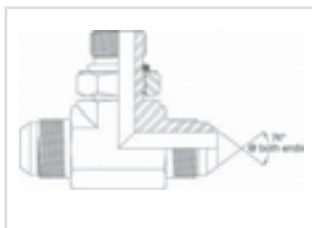
www.flowfitonline.com
TECH. DATA SHEET
HA01



PART NUMBER	DESCRIPTION	NETT. PRICE	
		£ STERLING	€ EUROS
BUR9716-04-04-04	Hydraulic adaptor ORFS male x UNF male x ORFS male tee, 9/16 ORFS X 7/16 UNF X 9/16 ORFS	£17.33	€ 19.58
BUR9716-06-06-06	Hydraulic adaptor ORFS male x UNF male x ORFS male tee, 11/16 ORFS X 9/16 UNF X 11/16 ORFS	£20.74	€ 23.44
BUR9716-08-08-08	Hydraulic adaptor ORFS male x UNF male x ORFS male tee, 13/16 ORFS X 3/4 UNF X 13/16 ORFS	£22.74	€ 25.69
BUR9716-10-10-10	Hydraulic adaptor ORFS male x UNF male x ORFS male tee, 1 ORFS X 7/8 UNF X 1 ORFS	£33.89	€ 38.29
BUR9716-12-12-12	Hydraulic adaptor ORFS male x UNF male x ORFS male tee, 1-3/16 ORFS X 1-1/16 UNF X 1-3/16 ORFS	£52.79	€ 59.65
BUR9716-16-16-16	Hydraulic adaptor ORFS male x UNF male x ORFS male tee, 1-7/16 ORFS X 1-5/16 UNF X 1-7/16 ORFS	£77.02	€ 87.03
BUR9716-20-20-20	Hydraulic adaptor ORFS male x UNF male x ORFS male tee, 1-11/16 ORFS X 1-5/8 UNF X 1-11/16 ORFS	£156.40	€ 176.74
BUR9716-24-24-24	Hydraulic adaptor ORFS male x UNF male x ORFS male tee, 2 ORFS X 1-7/8 UNF X 2 ORFS	£88.54	€ 100.05

JIC MALE X JIC MALE X UNF MALE POSITIONAL TEE

www.flowfitonline.com
TECH. DATA SHEET
HA01

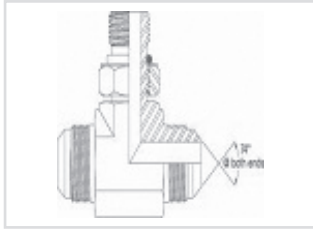


PART NUMBER	DESCRIPTION	NETT. PRICE	
		£ STERLING	€ EUROS
BUR10715-04-04-04	Hydraulic adaptor J C male X J C male X UNF male positional tee, 7/16 J C X 7/16 J C X 7/16 UNF	£16.91	€ 19.10
BUR10715-05-05-05	Hydraulic adaptor J C male X J C male X UNF male positional tee, 1/2 J C X 1/2 J C X 1/2 UNF	£18.27	€ 20.65
BUR10715-06-06-06	Hydraulic adaptor J C male X J C male X UNF male positional tee, 9/16 J C X 9/16 J C X 9/16 UNF	£18.27	€ 20.65
BUR10715-08-08-08	Hydraulic adaptor J C male X J C male X UNF male positional tee, 3/4 J C X 3/4 J C X 3/4 UNF	£21.09	€ 23.84
BUR10715-10-10-10	Hydraulic adaptor J C male X J C male X UNF male positional tee, 7/8 J C X 7/8 J C X 7/8 UNF	£26.89	€ 30.39
BUR10715-12-12-12	Hydraulic adaptor J C male X J C male X UNF male positional tee, 1-1/16 J C X 1-1/16 J C X 1-1/16 UNF	£49.61	€ 56.06
BUR10715-14-14-14	Hydraulic adaptor J C male X J C male X UNF male positional tee, 1-3/16 J C X 1-3/16 J C X 1-3/16 UNF	£55.70	€ 62.94
BUR10715-16-16-16	Hydraulic adaptor J C male X J C male X UNF male positional tee, 1-5/16 J C X 1-5/16 J C X 1-5/16 UNF	£72.10	€ 81.47
BUR10715-20-20-20	Hydraulic adaptor J C male X J C male X UNF male positional tee, 1-5/8 J C X 1-5/8 J C X 1-5/8 UNF	£149.69	€ 169.15
BUR10715-24-24-24	Hydraulic adaptor J C male X J C male X UNF male positional tee, 1-7/8 J C X 1-7/8 J C X 1-7/8 UNF	£190.83	€ 215.64



JIC MALE X UNF POSITIONAL MALE X JIC MALE TEE

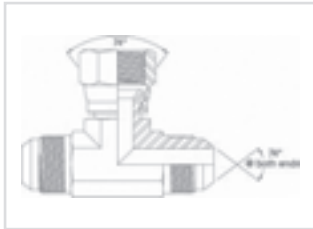
www.flowfitonline.com
TECH. DATA SHEET
HA01



PART NUMBER	DESCRIPTION	NETT. PRICE	
		£ STERLING	€ EUROS
BUR10716-04-04-04	Hydraulic adaptor J C male x UNF positional male x J C male, 7/16 J C X 7/16 UNF X 7/16 J C	£16.91	€ 19.10
BUR10716-05-05-05	Hydraulic adaptor J C male x UNF positional male x J C male, 1/2 J C X 1/2 UNF X 1/2 J C	£18.27	€ 20.65
BUR10716-06-06-06	Hydraulic adaptor J C male x UNF positional male x J C male, 9/16 J C X 9/16 UNF X 9/16 J C	£18.27	€ 20.65
BUR10716-08-08-08	Hydraulic adaptor J C male x UNF positional male x J C male, 3/4 J C X 3/4 UNF X 3/4 J C	£21.09	€ 23.84
BUR10716-12-12-12	Hydraulic adaptor J C male x UNF positional male x J C male, 1-1/16 J C X 1-1/16 UNF X 1-1/16 J C	£49.56	€ 56.00
BUR10716-14-14-14	Hydraulic adaptor J C male x UNF positional male x J C male, 1-3/16 J C X 1-3/16 UNF X 1-3/16 J C	£55.70	€ 62.94
BUR10716-16-16-16	Hydraulic adaptor J C male x UNF positional male x J C male, 1-5/16 J C X 1-5/16 UNF X 1-5/16 J C	£72.10	€ 81.47
BUR10716-20-20-20	Hydraulic adaptor J C male x UNF positional male x J C male, 1-5/8 J C X 1-5/8 UNF X 1-5/8 J C	£150.41	€ 169.97
BUR10716-24-24-24	Hydraulic adaptor J C male x UNF positional male x J C male, 1-7/8 J C X 1-7/8 UNF X 1-7/8	£190.83	€ 215.64

JIC MALE X JIC MALE X JIC SWIVEL FEMALE BRANCH FORGED TEE

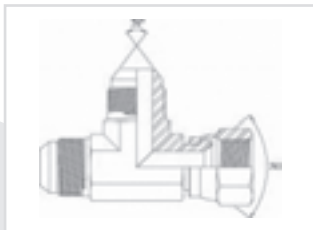
www.flowfitonline.com
TECH. DATA SHEET
HA01



PART NUMBER	DESCRIPTION	NETT. PRICE	
		£ STERLING	€ EUROS
BUR02053FD	Hydraulic adaptor J C male x J C male x J C swivel female branch froged tee, 7/16 J C	£16.84	€ 19.03
BUR02050FD	Hydraulic adaptor J C male x J C male x J C swivel female branch froged tee, 9/16 J C	£16.84	€ 19.03
BUR02051FD	Hydraulic adaptor J C male x J C male x J C swivel female branch froged tee, 3/4 J C	£21.55	€ 24.35
BUR02054FD	Hydraulic adaptor J C male x J C male x J C swivel female branch froged tee, 1-1/16 J C	£49.49	€ 55.93

JIC MALE X JIC SWIVEL FEMALE X JIC MALE BRANCH FORGED TEE

www.flowfitonline.com
TECH. DATA SHEET
HA01



PART NUMBER	DESCRIPTION	NETT. PRICE	
		£ STERLING	€ EUROS
BUR12040FD	Hydraulic adaptor J C male x J C swivel female x J C male brach forged tee, 7/16 J C	£16.84	€ 19.03
BUR12042FD	Hydraulic adaptor J C male x J C swivel female x J C male brach forged tee, 9/16 J C	£16.84	€ 19.03
BUR12043FD	Hydraulic adaptor J C male x J C swivel female x J C male brach forged tee, 3/4 J C	£20.88	€ 23.60
BUR12044FD	Hydraulic adaptor J C male x J C swivel female x J C male brach forged tee, 7/8 J C	£26.73	€ 30.21
BUR12045FD	Hydraulic adaptor J C male x J C swivel female x J C male brach forged tee, 1-1/16 J C	£50.35	€ 56.90
BUR12046FD	Hydraulic adaptor J C male x J C swivel female x J C male brach forged tee, 1-5/16 J C	£66.64	€ 75.31
BUR12047FD	Hydraulic adaptor J C male x J C swivel female x J C male brach forged tee, 1-5/8 J C	£149.60	€ 169.05

BSP MALE X BSP SWIVEL FEMALE X BSP MALE BRANCH TEE REDUCING ON BRANCH

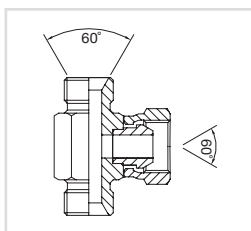
www.flowfitonline.com
TECH. DATA SHEET
HA01



PART NUMBER	DESCRIPTION	NETT. PRICE	
		£ STERLING	€ EUROS
BUR02035	Hydraulic adaptor BSP male x BSP swivel female x BSP male branch tee-reducing on branch, 3/8" BSP X 3/8" BSP X 1/4" BSP	£19.85	€ 22.43
BUR02036	Hydraulic adaptor BSP male x BSP swivel female x BSP male branch tee-reducing on branch, 3/8" BSP X 1/2" BSP X 1/2" BSP	£24.10	€ 27.24
BUR02032	Hydraulic adaptor BSP male x BSP swivel female x BSP male branch tee-reducing on branch, 1/2" BSP X 1/2" BSP X 1/4" BSP	£24.22	€ 27.37
BUR02031	Hydraulic adaptor BSP male x BSP swivel female x BSP male branch tee-reducing on branch, 1/2" BSP X 1/2" BSP X 3/8" BSP	£24.22	€ 27.37
BUR02022	Hydraulic adaptor BSP male x BSP swivel female x BSP male branch tee-reducing on branch, 3/4" BSP X 3/4" BSP X 1/4" BSP	£39.32	€ 44.43
BUR02037	Hydraulic adaptor BSP male x BSP swivel female x BSP male branch tee-reducing on branch, 3/4" BSP X 3/4" BSP X 1/2" BSP	£39.32	€ 44.43
BUR02039	Hydraulic adaptor BSP male x BSP swivel female x BSP male branch tee-reducing on branch, 3/4" BSP X 3/4" BSP X 3/8" BSP	£39.32	€ 44.43
BUR02023	Hydraulic adaptor BSP male x BSP swivel female x BSP male branch tee-reducing on branch, 1" BSP X 1" BSP X 1/4" BSP	£47.92	€ 54.15
BUR02023-16-16-06	Hydraulic adaptor BSP male x BSP swivel female x BSP male branch tee-reducing on branch, 1" BSP X 1" BSP X 3/8" BSP	£19.49	€ 22.03
BUR02038	Hydraulic adaptor BSP male x BSP swivel female x BSP male branch tee-reducing on branch, 1" BSP X 1" BSP X 1/2" BSP	£53.57	€ 60.54
BUR02018	Hydraulic adaptor BSP male x BSP swivel female x BSP male branch tee-reducing on branch, 1" BSP X 1" BSP X 3/4" BSP	£47.91	€ 54.14
BUR02034-20-20-08	Hydraulic adaptor BSP male x BSP swivel female x BSP male branch tee-reducing on branch, 1-1/4" BSP X 1-1/4" BSP X 1/2" BSP	£42.39	€ 47.90
BUR02034-20-20-16	Hydraulic adaptor BSP male x BSP swivel female x BSP male branch tee-reducing on branch, 1-1/4" BSP X 1-1/4" BSP X 1" BSP	£42.39	€ 47.90

BSP MALE X BSP MALE X BSP SWIVEL FEMALE BRANCH TEE

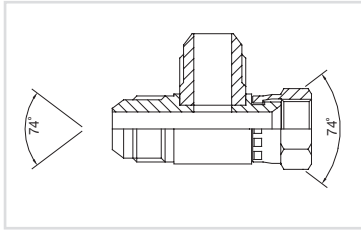
www.flowfitonline.com
TECH. DATA SHEET
HA01



PART NUMBER	DESCRIPTION	NETT. PRICE	
		£ STERLING	€ EUROS
BUR02000	Hydraulic adaptor BSP male x BSP male x BSP swivel female branch tee, 1/8" BSP	£6.81	€ 7.69
BUR02001	Hydraulic adaptor BSP male x BSP male x BSP swivel female branch tee, 1/4" BSP	£7.10	€ 8.03
BUR02002	Hydraulic adaptor BSP male x BSP male x BSP swivel female branch tee, 3/8" BSP	£7.92	€ 8.95
BUR02003	Hydraulic adaptor BSP male x BSP male x BSP swivel female branch tee, 1/2" BSP	£9.31	€ 10.52
BUR02004	Hydraulic adaptor BSP male x BSP male x BSP swivel female branch tee, 5/8" BSP	£12.78	€ 14.45
BUR02005	Hydraulic adaptor BSP male x BSP male x BSP swivel female branch tee, 3/4" BSP	£14.73	€ 16.65
BUR02006	Hydraulic adaptor BSP male x BSP male x BSP swivel female branch tee, 1" BSP	£20.15	€ 22.77
BUR02007	Hydraulic adaptor BSP male x BSP male x BSP swivel female branch tee, 1-1/4" BSP	£49.77	€ 56.24
BUR02012	Hydraulic adaptor BSP male x BSP male x BSP swivel female branch tee, 1-1/2" BSP	£67.69	€ 76.49

JIC MALE X JIC SWIVEL FEMALE X JIC MALE BRANCH TEE

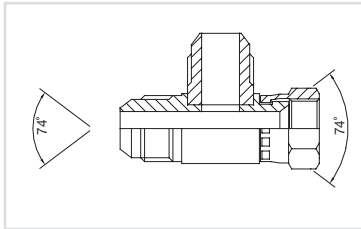
www.flowfitonline.com
TECH. DATA SHEET
HA01



PART NUMBER	DESCRIPTION	NETT. PRICE	
		£ STERLING	€ EUROS
BUR12040	Hydraulic adaptor J C male x J C swivel female x J C male branch tee, 7/16" J C	£8.55	€ 9.67
BUR12041	Hydraulic adaptor J C male x J C swivel female x J C male branch tee, 1/2" J C	£8.55	€ 9.67
BUR12042	Hydraulic adaptor J C male x J C swivel female x J C male branch tee, 9/16" J C	£8.55	€ 9.67
BUR12043	Hydraulic adaptor J C male x J C swivel female x J C male branch tee, 3/4" J C	£10.59	€ 11.97
BUR12044	Hydraulic adaptor J C male x J C swivel female x J C male branch tee, 7/8" J C	£13.60	€ 15.37
BUR12045	Hydraulic adaptor J C male x J C swivel female x J C male branch tee, 1-1/16" J C	£25.13	€ 28.40
BUR12046	Hydraulic adaptor J C male x J C swivel female x J C male branch tee, 1-5/16" J C	£36.54	€ 41.29
BUR12047	Hydraulic adaptor J C male x J C swivel female x J C male branch tee, 1-5/8" J C	£76.13	€ 86.03
BUR12048	Hydraulic adaptor J C male x J C swivel female x J C male branch tee, 1-7/8" J C	£98.76	€ 111.60

ORFS MALE X ORFS SWIVEL FEMALE X ORFS MALE TEE

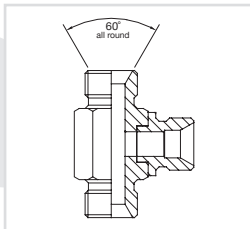
www.flowfitonline.com
TECH. DATA SHEET
HA01



PART NUMBER	DESCRIPTION	NETT. PRICE	
		£ STERLING	€ EUROS
BUR9706-04-04-04	Hydraulic adaptor ORFS male x ORFS swivel female x ORFS male, 9/16 ORFS	£17.16	€ 19.39
BUR9706-06-06-06	Hydraulic adaptor ORFS male x ORFS swivel female x ORFS male, 11/16 ORFS	£21.19	€ 23.94
BUR9706-08-08-08	Hydraulic adaptor ORFS male x ORFS swivel female x ORFS male, 13/16 ORFS	£25.77	€ 29.12
BUR9706-10-10-10	Hydraulic adaptor ORFS male x ORFS swivel female x ORFS male, 1 ORFS	£38.00	€ 42.94
BUR9706-12-12-12	Hydraulic adaptor ORFS male x ORFS swivel female x ORFS male, 1-3/16 ORFS	£49.65	€ 56.10
BUR9706-16-16-16	Hydraulic adaptor ORFS male x ORFS swivel female x ORFS male, 1-7/16 ORFS	£73.18	€ 82.70
BUR9706-20-20-20	Hydraulic adaptor ORFS male x ORFS swivel female x ORFS male, 1-11/16 ORFS	£102.57	€ 115.90
BUR9706-24-24-24	Hydraulic adaptor ORFS male x ORFS swivel female x ORFS male, 2 ORFS	£176.55	€ 199.51

BSP MALE TEE FOR BONDED SEAL

www.flowfitonline.com
TECH. DATA SHEET
HA01



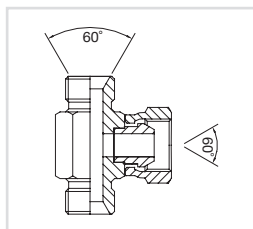
PART NUMBER	DESCRIPTION	NETT. PRICE	
		£ STERLING	€ EUROS
BUR01932	Hydraulic adaptor BSP male tee for bonded seal, 1/8" BSP	£6.32	€ 7.14
BUR01925	Hydraulic adaptor BSP male tee for bonded seal, 1/4" BSP	£5.58	€ 6.30
BUR01926	Hydraulic adaptor BSP male tee for bonded seal, 3/8" BSP	£7.24	€ 8.18

Continued on next page

PART NUMBER	DESCRIPTION	NETT. PRICE	
		£ STERLING	€ EUROS
BUR01929	Hydraulic adaptor BSP male tee for bonded seal, 3/4" BSP	£12.48	€ 14.10
BUR01930	Hydraulic adaptor BSP male tee for bonded seal, 1" BSP	£21.74	€ 24.57
BUR01931	Hydraulic adaptor BSP male tee for bonded seal, 1-1/4" BSP	£46.81	€ 52.89
BUR01938	Hydraulic adaptor BSP male tee for bonded seal, 1-1/2" BSP	£135.49	€ 153.10
BUR01939	Hydraulic adaptor BSP male tee for bonded seal, 2" BSP	£182.09	€ 205.76

BSP MALE X BSP SWIVEL FEMALE X BSP MALE BRANCH TEE

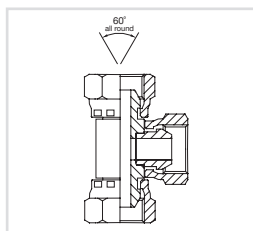
www.flowfitonline.com
TECH. DATA SHEET
HA01



PART NUMBER	DESCRIPTION	NETT. PRICE	
		£ STERLING	€ EUROS
BUR02033	Hydraulic adaptor BSP male x BSP swivel female x BSP male branch tee, 1/8" BSP	£8.96	€ 10.12
BUR02025	Hydraulic adaptor BSP male x BSP swivel female x BSP male branch tee, 1/4" BSP	£8.88	€ 10.04
BUR02026	Hydraulic adaptor BSP male x BSP swivel female x BSP male branch tee, 3/8" BSP	£9.85	€ 11.13
BUR02027	Hydraulic adaptor BSP male x BSP swivel female x BSP male branch tee, 1/2" BSP	£12.01	€ 13.57
BUR02028	Hydraulic adaptor BSP male x BSP swivel female x BSP male branch tee, 5/8" BSP	£17.99	€ 20.33
BUR02029	Hydraulic adaptor BSP male x BSP swivel female x BSP male branch tee, 3/4" BSP	£19.63	€ 22.18
BUR02030	Hydraulic adaptor BSP male x BSP swivel female x BSP male branch tee, 1" BSP	£23.90	€ 27.01
BUR02034	Hydraulic adaptor BSP male x BSP swivel female x BSP male branch tee, 1-1/4" BSP	£49.77	€ 56.24
BUR02020	Hydraulic adaptor BSP male x BSP swivel female x BSP male branch tee, 1-1/2" BSP	£85.02	€ 96.08

BSP SWIVEL FEMALE TEE

www.flowfitonline.com
TECH. DATA SHEET
HA01



PART NUMBER	DESCRIPTION	NETT. PRICE	
		£ STERLING	€ EUROS
BUR01975	Hydraulic adaptor BSP swivel female, 1/8" BSP	£6.74	€ 7.62
BUR01976	Hydraulic adaptor BSP swivel female, 1/4" BSP	£7.10	€ 8.03
BUR01977	Hydraulic adaptor BSP swivel female, 3/8" BSP	£7.92	€ 8.95
BUR01978	Hydraulic adaptor BSP swivel female, 1/2" BSP	£9.41	€ 10.64
BUR01979	Hydraulic adaptor BSP swivel female, 5/8" BSP	£13.07	€ 14.77
BUR01980	Hydraulic adaptor BSP swivel female, 3/4" BSP	£14.90	€ 16.84
BUR01981	Hydraulic adaptor BSP swivel female, 1" BSP	£20.35	€ 23.00
BUR01982	Hydraulic adaptor BSP swivel female, 1-1/4" BSP	£55.94	€ 63.21
BUR01983	Hydraulic adaptor BSP swivel female, 1-1/2" BSP	£97.68	€ 110.38
BUR01984	Hydraulic adaptor BSP swivel female, 2" BSP	£126.67	€ 143.14

ELBOW ADAPTORS

ORFS MALE X BSP MALE 90° POSITIONAL FORGED ELBOW

www.flowfitonline.com
TECH. DATA SHEET
HA01



PART NUMBER	DESCRIPTION	NETT. PRICE	
		£ STERLING	€ EUROS
BUR9515-04-04B	Hydraulic adaptors ORFS male x BSP male 90° positional forged elbow, 9/16 ORFS X 1/4" BSP	£17.02	€ 19.24
BUR9515-06-06B	Hydraulic adaptors ORFS male x BSP male 90° positional forged elbow, 11/16 ORFS X 3/8" BSP	£20.57	€ 23.25
BUR9515-08-06B	Hydraulic adaptors ORFS male x BSP male 90° positional forged elbow, 13/16 ORFS X 3/8" BSP	£22.07	€ 24.94
BUR9515-08-08B	Hydraulic adaptors ORFS male x BSP male 90° positional forged elbow, 13/16 ORFS X 1/2" BSP	£24.10	€ 27.24
BUR9515-10-08B	Hydraulic adaptors ORFS male x BSP male 90° positional forged elbow, 1 ORFS X 1/2" BSP	£25.85	€ 29.21
BUR9515-10-10B	Hydraulic adaptors ORFS male x BSP male 90° positional forged elbow, 1 ORFS X 5/8" BSP	£27.01	€ 30.52
BUR9515-12-08B	Hydraulic adaptors ORFS male x BSP male 90° positional forged elbow, 1-3/16 ORFS X 1/2" BSP	£33.22	€ 37.54
BUR9515-12-12B	Hydraulic adaptors ORFS male x BSP male 90° positional forged elbow, 1-3/16 ORFS X 3/4" BSP	£33.22	€ 37.54
BUR9515-16-16B	Hydraulic adaptors ORFS male x BSP male 90° positional forged elbow, 1-7/16 ORFS X 1" BSP	£47.53	€ 53.71

BSP MALE X BSP MALE 90° POSITIONAL FORGED ELBOW

www.flowfitonline.com
TECH. DATA SHEET
HA01

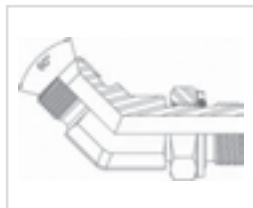


PART NUMBER	DESCRIPTION	NETT. PRICE	
		£ STERLING	€ EUROS
BUR03051FDPOS	Hydraulic adaptor BSP male x BSP male 90° positional forged elbow, 1/4" BSP	£18.54	€ 20.95
BUR03053FDPOS	Hydraulic adaptor BSP male x BSP male 90° positional forged elbow, 3/8" BSP	£22.44	€ 25.36
BUR03054FDPOS	Hydraulic adaptor BSP male x BSP male 90° positional forged elbow, 1/2" BSP	£26.60	€ 30.05
BUR03056FDPOS	Hydraulic adaptor BSP male x BSP male 90° positional forged elbow, 3/4" BSP	£35.67	€ 40.31
BUR03057FDPOS	Hydraulic adaptor BSP male x BSP male 90° positional forged elbow, 1" BSP	£47.70	€ 53.90
BUR03058FDPOS	Hydraulic adaptor BSP male x BSP male 90° positional forged elbow, 1-1/4" BSP	£77.37	€ 87.43



BSP MALE X BSP MALE 45° POSITIONAL FORGED ELBOW

www.flowfitonline.com
TECH. DATA SHEET
HA01



PART NUMBER	DESCRIPTION	NETT. PRICE	
		£ STERLING	€ EUROS
BUR03051FDPOS-45	Hydraulic adaptor BSP male x BSP male 45° positional forged elbow, 1/4" BSP	£18.55	€ 20.96
BUR03053FDPOS-45	Hydraulic adaptor BSP male x BSP male 45° positional forged elbow, 3/8" BSP	£22.44	€ 25.36
BUR03054FDPOS-45	Hydraulic adaptor BSP male x BSP male 45° positional forged elbow, 1/2" BSP	£26.58	€ 30.04
BUR03056FDPOS-45	Hydraulic adaptor BSP male x BSP male 45° positional forged elbow, 3/4" BSP	£35.68	€ 40.32
BUR03057FDPOS-45	Hydraulic adaptor BSP male x BSP male 45° positional forged elbow, 1" BSP	£44.91	€ 50.75
BUR03058FDPOS-45	Hydraulic adaptor BSP male x BSP male 45° positional forged elbow, 1-1/4" BSP	£77.30	€ 87.34

JIC MALE X UNF MALE 90° POSITIONAL FORGED ELBOW

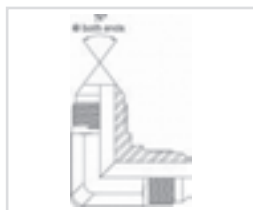
www.flowfitonline.com
TECH. DATA SHEET
HA01



PART NUMBER	DESCRIPTION	NETT. PRICE	
		£ STERLING	€ EUROS
BUR03085FDPOS	Hydraulic adaptor J C male x UNF male 90° positional forged elbow, 7/16 J C X 7/16 UNF	£13.29	€ 15.02
BUR03085-06FDPOS	Hydraulic adaptor J C male x UNF male 90° positional forged elbow, 7/16 J C X 9/16 UNF	£14.86	€ 16.79
BUR03086FDPOS	Hydraulic adaptor J C male x UNF male 90° positional forged elbow, 1/2 J C X 1/2 UNF	£13.29	€ 15.02
BUR03087-04FDPOS	Hydraulic adaptor J C male x UNF male 90° positional forged elbow, 9/16 J C X 7/16 UNF	£15.97	€ 18.05
BUR03087FDPOS	Hydraulic adaptor J C male x UNF male 90° positional forged elbow, 9/16 J C X 9/16 UNF	£13.29	€ 15.02
BUR03088FDPOS	Hydraulic adaptor J C male x UNF male 90° positional forged elbow, 3/4 J C X 3/4 UNF	£19.42	€ 21.94

JIC MALE X JIC MALE 90° FORGED COMPACT ELBOW

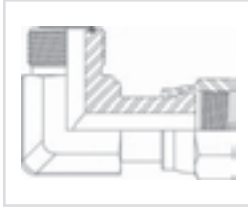
www.flowfitonline.com
TECH. DATA SHEET
HA01



PART NUMBER	DESCRIPTION	NETT. PRICE	
		£ STERLING	€ EUROS
BUR03085FD	Hydraulic adaptor J C male x J C male 90° forged compact elbow, 7/16 J C X 7/16 J C	£9.59	€ 10.84
BUR03086FD	Hydraulic adaptor J C male x J C male 90° forged compact elbow, 1/2 J C X 1/2 J C	£9.60	€ 10.85
BUR03087FD	Hydraulic adaptor J C male x J C male 90° forged compact elbow, 9/16 J C X 9/16 J C	£10.58	€ 11.95
BUR03088FD	Hydraulic adaptor J C male x J C male 90° forged compact elbow, 3/4 J C X 3/4 J C	£14.71	€ 16.63
BUR03089FD	Hydraulic adaptor J C male x J C male 90° forged compact elbow, 7/8 J C X 7/8 J C	£15.57	€ 17.60
BUR03090FD	Hydraulic adaptor J C male x J C male 90° forged compact elbow, 1-1/16 J C X 1-1/16 J C	£18.27	€ 20.65
BUR03091FD	Hydraulic adaptor J C male x J C male 90° forged compact elbow, 1-3/16 J C X 1-3/16 J C	£36.08	€ 40.77
BUR03092FD	Hydraulic adaptor J C male x J C male 90° forged compact elbow, 1-5/16 J C X 1-5/16 J C	£36.08	€ 40.77
BUR030094FD	Hydraulic adaptor J C male x J C male 90° forged compact elbow, 1-5/8 J C X 1-5/8 J C	£71.61	€ 80.92
BUR03093FD	Hydraulic adaptor J C male x J C male 90° forged compact elbow, 1-7/8 J C X 1-7/8 J C	£114.18	€ 129.03

ORFS MALE X ORFS SWIVEL FEMALE 90° FORGED COMPACT ELBOW

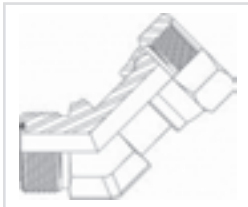
www.flowfitonline.com
TECH. DATA SHEET
HA01



PART NUMBER	DESCRIPTION	NETT. PRICE	
		£ STERLING	€ EUROS
BUR9506-04-04	Hydraulic adaptor ORFS male x ORFS swivel female 90° forged compact elbow, 9/16 ORFS	£14.77	€ 16.69
BUR9506-06-06	Hydraulic adaptor ORFS male x ORFS swivel female 90° forged compact elbow, 11/16 ORFS	£19.20	€ 21.69
BUR9506-08-08	Hydraulic adaptor ORFS male x ORFS swivel female 90° forged compact elbow, 13/16 ORFS	£24.22	€ 27.37
BUR9506-10-10	Hydraulic adaptor ORFS male x ORFS swivel female 90° forged compact elbow, 1 ORFS	£28.44	€ 32.14
BUR9506-12-12	Hydraulic adaptor ORFS male x ORFS swivel female 90° forged compact elbow, 1-3/16 ORFS	£42.79	€ 48.36
BUR9506-16-16	Hydraulic adaptor ORFS male x ORFS swivel female 90° forged compact elbow, 1-7/16 ORFS	£57.11	€ 64.54
BUR9506-20-20	Hydraulic adaptor ORFS male x ORFS swivel female 90° forged compact elbow, 1-11/16 ORFS	£75.49	€ 85.31
BUR9506-24-24	Hydraulic adaptor ORFS male x ORFS swivel female 90° forged compact elbow, 2 ORFS	£126.91	€ 143.41

ORFS MALE X ORFS SWIVEL FEMALE 45° FORGED COMPACT ELBOW

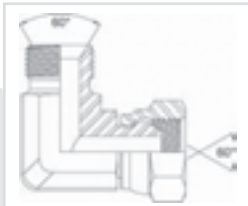
www.flowfitonline.com
TECH. DATA SHEET
HA01



PART NUMBER	DESCRIPTION	NETT. PRICE	
		£ STERLING	€ EUROS
BUR9356-04-04	Hydraulic adaptor ORFS male x ORFS swivel female 45° forged compact elbow, 9/16 ORFS	£14.77	€ 16.69
BUR9356-06-06	Hydraulic adaptor ORFS male x ORFS swivel female 45° forged compact elbow, 11/16 ORFS	£18.59	€ 21.01
BUR9356-08-08	Hydraulic adaptor ORFS male x ORFS swivel female 45° forged compact elbow, 13/16 ORFS	£24.18	€ 27.32
BUR9356-10-10	Hydraulic adaptor ORFS male x ORFS swivel female 45° forged compact elbow, 1 ORFS	£28.45	€ 32.15
BUR9356-12-12	Hydraulic adaptor ORFS male x ORFS swivel female 45° forged compact elbow, 1-3/16 ORFS	£42.79	€ 48.36
BUR9356-16-16	Hydraulic adaptor ORFS male x ORFS swivel female 45° forged compact elbow, 1-7/16 ORFS	£57.11	€ 64.54
BUR9356-20-20	Hydraulic adaptor ORFS male x ORFS swivel female 45° forged compact elbow, 1-11/16 ORFS	£74.60	€ 84.30
BUR9356-24-24	Hydraulic adaptor ORFS male x ORFS swivel female 45° forged compact elbow, 2 ORFS	£56.14	€ 63.44

BSP MALE X BSP SWIVEL FEMALE 90° FORGED COMPACT ELBOW

www.flowfitonline.com
TECH. DATA SHEET
HA01



PART NUMBER	DESCRIPTION	NETT. PRICE	
		£ STERLING	€ EUROS
BUR05000FD	Hydraulic adaptor BSP male x BSP swivel female 90° forged compact elbow, 1/4" BSP X 1/4" BSP	£10.60	€ 11.98
BUR05001FD	Hydraulic adaptor BSP male x BSP swivel female 90° forged compact elbow, 3/8" BSP X 3/8" BSP	£12.62	€ 14.27
BUR05002FD	Hydraulic adaptor BSP male x BSP swivel female 90° forged compact elbow, 1/2" BSP X 1/2" BSP	£8.69	€ 9.82
BUR05004FD	Hydraulic adaptor BSP male x BSP swivel female 90° forged compact elbow, 3/4" BSP X 3/4" BSP	£24.07	€ 27.20
BUR05005FD	Hydraulic adaptor BSP male x BSP swivel female 90° forged compact elbow, 1" BSP X 1" BSP	£37.30	€ 42.15

JIC MALE X JIC SWIVEL FEMALE 90° FORGED COMPACT ELBOW

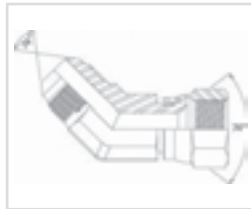
www.flowfitonline.com
TECH. DATA SHEET
HA01



PART NUMBER	DESCRIPTION	NETT. PRICE	
		£ STERLING	€ EUROS
BUR05050FD	Hydraulic adaptor J C male x J C swivel female 90° forged compact elbow, 7/16 J C X 7/16 J C	£13.21	€ 14.92
BUR05051FD	Hydraulic adaptor J C male x J C swivel female 90° forged compact elbow, 1/2 J C X 1/2 J C	£13.92	€ 15.73
BUR05052FD	Hydraulic adaptor J C male x J C swivel female 90° forged compact elbow, 9/16 J C X 9/16 J C	£14.48	€ 16.36
BUR05053FD	Hydraulic adaptor J C male x J C swivel female 90° forged compact elbow, 3/4 J C X 3/4 J C	£18.27	€ 20.65
BUR05054FD	Hydraulic adaptor J C male x J C swivel female 90° forged compact elbow, 7/8 J C X 7/8 J C	£23.74	€ 26.83
BUR05055FD	Hydraulic adaptor J C male x J C swivel female 90° forged compact elbow, 1-1/16 J C X 1-1/16 JIC	£31.04	€ 35.07
BUR05057FD	Hydraulic adaptor J C male x J C swivel female 90° forged compact elbow, 1-3/16 J C X 1-3/16 JIC	£47.11	€ 53.23
BUR05056FD	Hydraulic adaptor J C male x J C swivel female 90° forged compact elbow, 1-5/16 J C X 1-5/16 JIC	£56.83	€ 64.21
BUR05059FD	Hydraulic adaptor J C male x J C swivel female 90° forged compact elbow, 1-7/8 J C X 1-7/8 J C	£160.12	€ 180.94

JIC MALE X JIC SWIVEL FEMALE 45° FORGED COMPACT ELBOW

www.flowfitonline.com
TECH. DATA SHEET
HA01



PART NUMBER	DESCRIPTION	NETT. PRICE	
		£ STERLING	€ EUROS
BUR05050/45FD	Hydraulic J C male x J C swivel female 45° forged compact elbow, 7/16 J C X 7/16 J C	£13.63	€ 15.40
BUR05051/45FD	Hydraulic J C male x J C swivel female 45° forged compact elbow, 1/2 J C X 1/2 J C	£13.92	€ 15.73
BUR05052/45FD	Hydraulic J C male x J C swivel female 45° forged compact elbow, 9/16 J C X 9/16 J C	£15.15	€ 17.12
BUR05053/45FD	Hydraulic J C male x J C swivel female 45° forged compact elbow, 3/4 J C X 3/4 J C	£18.76	€ 21.20
BUR05054/45FD	Hydraulic J C male x J C swivel female 45° forged compact elbow, 7/8 J C X 7/8 J C	£24.67	€ 27.87
BUR05055/45FD	Hydraulic J C male x J C swivel female 45° forged compact elbow, 1-1/16 J C X 1-1/16 J C	£31.68	€ 35.80
BUR05056/45FD	Hydraulic J C male x J C swivel female 45° forged compact elbow, 1-5/16 J C X 1-5/16 J C	£56.83	€ 64.21
BUR05058/45FD	Hydraulic J C male x J C swivel female 45° forged compact elbow, 1-5/8 J C X 1-5/8 J C	£93.98	€ 106.20
BUR05059/45FD	Hydraulic J C male x J C swivel female 45° forged compact elbow, 1-7/8 J C X 1-7/8 J C	£160.42	€ 181.28



BSP MALE X BSP SWIVEL FEMALE 45° FORGED COMPACT ELBOW

www.flowfitonline.com
TECH. DATA SHEET
HA01



PART NUMBER	DESCRIPTION	NETT. PRICE	
		£ STERLING	€ EUROS
BUR05000/45FD	Hydraulic adaptor BSP male x BSP swivel female 45° forged compact elbow, 1/4" BSP X 1/4" BSP	£9.95	€ 11.25
BUR5001/45FD	Hydraulic adaptor BSP male x BSP swivel female 45° forged compact elbow, 3/8" BSP X 3/8" BSP	£12.16	€ 13.74
BUR05002/45FD	Hydraulic adaptor BSP male x BSP swivel female 45° forged compact elbow, 1/2" BSP X 1/2" BSP	£15.15	€ 17.12
BUR05004/45FD	Hydraulic adaptor BSP male x BSP swivel female 45° forged compact elbow, 3/4" BSP X 3/4" BSP	£24.67	€ 27.87
BUR05005/45FD	Hydraulic adaptor BSP male x BSP swivel female 45° forged compact elbow, 1" BSP X 1" BSP	£35.59	€ 40.22

BSP SWIVEL FEMALE X BSP SWIVEL FEMALE 90° FORGED COMPACT ELBOW

www.flowfitonline.com
TECH. DATA SHEET
HA01

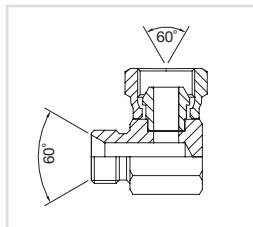


PART NUMBER	DESCRIPTION	NETT. PRICE	
		£ STERLING	€ EUROS
BUR05026FD	Hydraulic adaptor BSP swivel female x BSP swivel female 90° forged compact elbow, 1/4" BSP X 1/4" BSP	£13.36	€ 15.09
BUR05027FD	Hydraulic adaptor BSP swivel female x BSP swivel female 90° forged compact elbow, 3/8" BSP X 3/8" BSP	£13.78	€ 15.57
BUR05028FD	Hydraulic adaptor BSP swivel female x BSP swivel female 90° forged compact elbow, 1/2" BSP X 1/2" BSP	£18.27	€ 20.65
BUR05030FD	Hydraulic adaptor BSP swivel female x BSP swivel female 90° forged compact elbow, 3/4" BSP X 3/4" BSP	£26.67	€ 30.14
BUR05031FD	Hydraulic adaptor BSP swivel female x BSP swivel female 90° forged compact elbow, 1" BSP X 1" BSP	£33.04	€ 37.34



BSP MALE FOR BONDED SEAL X BSP SWIVEL FEMALE 90° COMPACT ELBOW

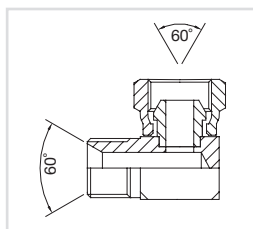
www.flowfitonline.com
TECH. DATA SHEET
HA01



PART NUMBER	DESCRIPTION	NETT. PRICE	
		£ STERLING	€ EUROS
BUR04012	Hydraulic adaptor BSP male bonded seal x BSP swivel female 90° compact elbow, 1/8" BSP x 1/8" BSP	£5.02	€ 5.68
BUR04014	Hydraulic adaptor BSP male bonded seal x BSP swivel female 90° compact elbow, 1/4" BSP x 1/4" BSP	£5.02	€ 5.68
BUR04013	Hydraulic adaptor BSP male bonded seal x BSP swivel female 90° compact elbow, 3/8" BSP x 1/4" BSP	£7.13	€ 8.06
BUR04015	Hydraulic adaptor BSP male bonded seal x BSP swivel female 90° compact elbow, 3/8" BSP x 3/8" BSP	£7.13	€ 8.06
BUR04021	Hydraulic adaptor BSP male bonded seal x BSP swivel female 90° compact elbow, 1/2" BSP x 3/8" BSP	£7.66	€ 8.66
BUR04016	Hydraulic adaptor BSP male bonded seal x BSP swivel female 90° compact elbow, 1/2" BSP x 1/2" BSP	£7.66	€ 8.66
BUR04024	Hydraulic adaptor BSP male bonded seal x BSP swivel female 90° compact elbow, 1/2" BSP x 5/8" BSP	£11.19	€ 12.65
BUR04011	Hydraulic adaptor BSP male bonded seal x BSP swivel female 90° compact elbow, 1/2" BSP x 3/4" BSP	£11.00	€ 12.43
BUR04020	Hydraulic adaptor BSP male bonded seal x BSP swivel female 90° compact elbow, 5/8" BSP x 5/8" BSP	£10.11	€ 11.43
BUR04022	Hydraulic adaptor BSP male bonded seal x BSP swivel female 90° compact elbow, 3/4" BSP x 1/2" BSP	£12.59	€ 14.23
BUR04017	Hydraulic adaptor BSP male bonded seal x BSP swivel female 90° compact elbow, 3/4" BSP x 3/4" BSP	£12.69	€ 14.34
BUR04018	Hydraulic adaptor BSP male bonded seal x BSP swivel female 90° compact elbow, 1" BSP x 1" BSP	£20.67	€ 23.36
BUR04019	Hydraulic adaptor BSP male bonded seal x BSP swivel female 90° compact elbow, 1-1/4" BSP x 1-1/4" BSP	£35.44	€ 40.04
BUR04025	Hydraulic adaptor BSP male bonded seal x BSP swivel female 90° compact elbow, 1-1/2" BSP x 1-1/2" BSP	£70.03	€ 79.14
BUR04023	Hydraulic adaptor BSP male bonded seal x BSP swivel female 90° compact elbow, 2" BSP x 2" BSP	£98.61	€ 111.43

BSP MALE CONE SEAT X BSP SWIVEL FEMALE 90° COMPACT ELBOW

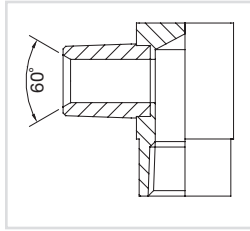
www.flowfitonline.com
TECH. DATA SHEET
HA01



PART NUMBER	DESCRIPTION	NETT. PRICE	
		£ STERLING	€ EUROS
BUR05013	Hydraulic adaptors BSP male cone seat x BSP swivel female 90° compact elbow, 1/4" BSP x 1/8" BSP	£5.02	€ 5.68
BUR05000	Hydraulic adaptors BSP male cone seat x BSP swivel female 90° compact elbow, 1/4" BSP x 1/4" BSP	£5.02	€ 5.68
BUR05006	Hydraulic adaptors BSP male cone seat x BSP swivel female 90° compact elbow, 1/4" BSP x 3/8" BSP	£7.13	€ 8.06
BUR05014	Hydraulic adaptors BSP male cone seat x BSP swivel female 90° compact elbow, 3/8" BSP x 1/4" BSP	£7.13	€ 8.06
BUR05001	Hydraulic adaptors BSP male cone seat x BSP swivel female 90° compact elbow, 3/8" BSP x 3/8" BSP	£6.17	€ 6.97
BUR05011	Hydraulic adaptors BSP male cone seat x BSP swivel female 90° compact elbow, 3/8" BSP x 1/2" BSP	£7.66	€ 8.66
BUR05015	Hydraulic adaptors BSP male cone seat x BSP swivel female 90° compact elbow, 1/2" BSP x 3/8" BSP	£7.66	€ 8.66
BUR05002	Hydraulic adaptors BSP male cone seat x BSP swivel female 90° compact elbow, 1/2" BSP x 1/2" BSP	£7.66	€ 8.66
BUR05012	Hydraulic adaptors BSP male cone seat x BSP swivel female 90° compact elbow, 1/2" BSP x 3/4" BSP	£12.11	€ 13.68
BUR05017	Hydraulic adaptors BSP male cone seat x BSP swivel female 90° compact elbow, 1/2" BSP x 1" BSP	£18.07	€ 20.42
BUR05004	Hydraulic adaptors BSP male cone seat x BSP swivel female 90° compact elbow, 3/4" BSP x 3/4" BSP	£11.63	€ 13.14
BUR05010	Hydraulic adaptors BSP male cone seat x BSP swivel female 90° compact elbow, 3/4" BSP x 1" BSP	£18.07	€ 20.42
BUR05009	Hydraulic adaptors BSP male cone seat x BSP swivel female 90° compact elbow, 1" BSP x 3/4" BSP	£18.07	€ 20.42
BUR05005	Hydraulic adaptors BSP male cone seat x BSP swivel female 90° compact elbow, 1" BSP x 1" BSP	£18.07	€ 20.42
BUR05007	Hydraulic adaptors BSP male cone seat x BSP swivel female 90° compact elbow, 1-1/2" BSP x 1-1/2" BSP	£68.03	€ 76.87
BUR05008	Hydraulic adaptors BSP male cone seat x BSP swivel female 90° compact elbow, 2" BSP x 2" BSP	£92.67	€ 104.71

NPTF MALE X NPTF FIXED FEMALE 90° COMPACT ELBOW

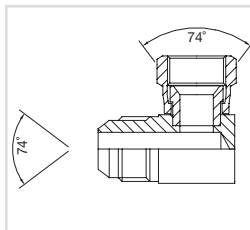
www.flowfitonline.com
TECH. DATA SHEET
HA01



PART NUMBER	DESCRIPTION	NETT. PRICE	
		£ STERLING	€ EUROS
BUR07050	Hydraulic adaptor NPTF male x NPTF fixed female 90° elbow, 1/8" NPTF x 1/8" NPTF	£11.53	€ 13.03
BUR07051	Hydraulic adaptor NPTF male x NPTF fixed female 90° elbow, 1/4" NPTF x 1/4" NPTF	£11.53	€ 13.03
BUR07047	Hydraulic adaptor NPTF male x NPTF fixed female 90° elbow, 1/4" NPTF x 3/8" NPTF	£13.30	€ 15.03
BUR07048	Hydraulic adaptor NPTF male x NPTF fixed female 90° elbow, 3/8" NPTF x 1/4" NPTF	£13.30	€ 15.03
BUR07052	Hydraulic adaptor NPTF male x NPTF fixed female 90° elbow, 3/8" NPTF x 3/8" NPTF	£13.30	€ 15.03
BUR07046	Hydraulic adaptor NPTF male x NPTF fixed female 90° elbow, 1/2" NPTF x 1/4" NPTF	£16.38	€ 18.51
BUR07049	Hydraulic adaptor NPTF male x NPTF fixed female 90° elbow, 1/2" NPTF x 1/4" NPTF	£16.38	€ 18.51
BUR07053	Hydraulic adaptor NPTF male x NPTF fixed female 90° elbow, 1/2" NPTF x 1/2" NPTF	£16.38	€ 18.51
BUR07045	Hydraulic adaptor NPTF male x NPTF fixed female 90° elbow, 3/4" NPTF x 3/8" NPTF	£22.75	€ 25.70
BUR07054	Hydraulic adaptor NPTF male x NPTF fixed female 90° elbow, 3/4" NPTF x 3/4" NPTF	£22.75	€ 25.70
BUR07055	Hydraulic adaptor NPTF male x NPTF fixed female 90° elbow, 1" NPTF x 1" NPTF	£36.09	€ 40.79
BUR07056	Hydraulic adaptor NPTF male x NPTF fixed female 90° elbow, 1-1/4" NPTF x 1-1/4" NPTF	£57.77	€ 65.28
BUR07057	Hydraulic adaptor NPTF male x NPTF fixed female 90° elbow, 1-1/2" NPTF x 1-1/2" NPTF	£70.03	€ 79.14
BUR07058	Hydraulic adaptor NPTF male x NPTF fixed female 90° elbow, 2" NPTF x 2" NPTF	£122.38	€ 138.29

JIC MALE X JIC SWIVEL FEMALE 90° COMPACT ELBOW

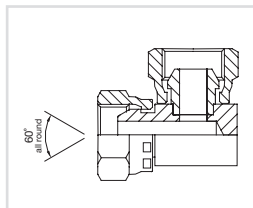
www.flowfitonline.com
TECH. DATA SHEET
HA01



PART NUMBER	DESCRIPTION	NETT. PRICE	
		£ STERLING	€ EUROS
BUR05050	Hydraulic adaptor JIC male x JIC swivel female 90° compact elbow, 7/16" JIC x 7/16" JIC	£6.70	€ 7.57
BUR05051	Hydraulic adaptor JIC male x JIC swivel female 90° compact elbow, 1/2" JIC x 1/2" JIC	£7.10	€ 8.03
BUR05052	Hydraulic adaptor JIC male x JIC swivel female 90° compact elbow, 9/16" JIC x 9/16" JIC	£7.38	€ 8.34
BUR05053	Hydraulic adaptor JIC male x JIC swivel female 90° compact elbow, 3/4" JIC x 3/4" JIC	£9.26	€ 10.47
BUR05062	Hydraulic adaptor JIC male x JIC swivel female 90° compact elbow, 3/4" JIC x 7/8" JIC	£12.05	€ 13.62
BUR05061	Hydraulic adaptor JIC male x JIC swivel female 90° compact elbow, 7/8" JIC x 3/4" JIC	£12.05	€ 13.62
BUR05054	Hydraulic adaptor JIC male x JIC swivel female 90° compact elbow, 7/8" JIC x 7/8" JIC	£12.05	€ 13.62
BUR05055	Hydraulic adaptor JIC male x JIC swivel female 90° compact elbow, 1-1/16" JIC x 1-1/16" JIC	£15.80	€ 17.86
BUR05057	Hydraulic adaptor JIC male x JIC swivel female 90° compact elbow, 1-3/16" JIC x 1-3/16" JIC	£23.96	€ 27.07
BUR05056	Hydraulic adaptor JIC male x JIC swivel female 90° compact elbow, 1-5/16" JIC x 1-5/16" JIC	£28.49	€ 32.20
BUR05058	Hydraulic adaptor JIC male x JIC swivel female 90° compact elbow, 1-5/8" JIC x 1-5/8" JIC	£37.26	€ 42.10
BUR05059	Hydraulic adaptor JIC male x JIC swivel female 90° compact elbow, 1-7/8" JIC x 1-7/8" JIC	£81.82	€ 92.46
BUR05063	Hydraulic adaptor JIC male x JIC swivel female 90° compact elbow, 2-1/2" JIC x 2-1/2" JIC	£104.29	€ 117.85

BSP SWIVEL FEMALE X BSP SWIVEL FEMALE 90° COMPACT ELBOW

www.flowfitonline.com
TECH. DATA SHEET
HA01

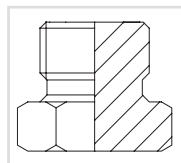


PART NUMBER	DESCRIPTION	NETT. PRICE	
		£ STERLING	€ EUROS
BUR05025	Hydraulic adaptor BSP swivel female x BSP swivel female 90° compact elbow, 1/8" BSP x 1/8" BSP	£6.63	€ 7.49
BUR05036	Hydraulic adaptor BSP swivel female x BSP swivel female 90° compact elbow, 1/8" BSP x 1/4" BSP	£6.63	€ 7.49
BUR05026	Hydraulic adaptor BSP swivel female x BSP swivel female 90° compact elbow, 1/4" BSP x 1/4" BSP	£6.63	€ 7.49
BUR05039	Hydraulic adaptor BSP swivel female x BSP swivel female 90° compact elbow, 1/4" BSP x 3/8" BSP	£6.63	€ 7.49
BUR05037	Hydraulic adaptor BSP swivel female x BSP swivel female 90° compact elbow, 1/4" BSP x 1/2" BSP	£9.07	€ 10.25
BUR05027	Hydraulic adaptor BSP swivel female x BSP swivel female 90° compact elbow, 3/8" BSP x 3/8" BSP	£6.70	€ 7.57
BUR05035	Hydraulic adaptor BSP swivel female x BSP swivel female 90° compact elbow, 3/8" BSP x 1/2" BSP	£9.07	€ 10.25
BUR05028	Hydraulic adaptor BSP swivel female x BSP swivel female 90° compact elbow, 1/2" BSP x 1/2" BSP	£9.07	€ 10.25
BUR05040	Hydraulic adaptor BSP swivel female x BSP swivel female 90° compact elbow, 1/2" BSP x 3/4" BSP	£12.78	€ 14.45
BUR05029	Hydraulic adaptor BSP swivel female x BSP swivel female 90° compact elbow, 5/8" BSP x 5/8" BSP	£11.19	€ 12.65
BUR05030	Hydraulic adaptor BSP swivel female x BSP swivel female 90° compact elbow, 3/4" BSP x 3/4" BSP	£12.79	€ 14.46
BUR05038	Hydraulic adaptor BSP swivel female x BSP swivel female 90° compact elbow, 3/4" BSP x 1" BSP	£15.80	€ 17.86
BUR05031	Hydraulic adaptor BSP swivel female x BSP swivel female 90° compact elbow, 1" BSP x 1" BSP	£15.80	€ 17.86
BUR05032	Hydraulic adaptor BSP swivel female x BSP swivel female 90° compact elbow, 1-1/4" BSP x 1-1/4" BSP	£36.54	€ 41.29
BUR05033	Hydraulic adaptor BSP swivel female x BSP swivel female 90° compact elbow, 1-1/2" BSP x 1-1/2" BSP	£81.25	€ 91.81
BUR05034	Hydraulic adaptor BSP swivel female x BSP swivel female 90° compact elbow, 2" BSP x 2" BSP	£114.22	€ 129.06

PLUGS, CAPS & CRIMP NUTS

BSP SOLID PLUG

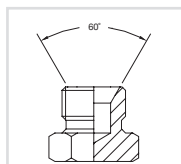
www.flowfitonline.com
TECH. DATA SHEET
HA01



PART NUMBER	DESCRIPTION	NETT. PRICE	
		£ STERLING	€ EUROS
BUR09025	Hydraulic adaptor BSP solid plug, 1/8" BSP	£0.96	€ 1.09
BUR09026	Hydraulic adaptor BSP solid plug, 1/4" BSP	£1.00	€ 1.13
BUR09027	Hydraulic adaptor BSP solid plug, 3/8" BSP	£1.30	€ 1.47
BUR09028	Hydraulic adaptor BSP solid plug, 1/2" BSP	£1.44	€ 1.63
BUR09029	Hydraulic adaptor BSP solid plug, 5/8" BSP	£2.01	€ 2.28
BUR09030	Hydraulic adaptor BSP solid plug, 3/4" BSP	£2.26	€ 2.55
BUR09031	Hydraulic adaptor BSP solid plug, 1" BSP	£3.38	€ 3.82
BUR09032	Hydraulic adaptor BSP solid plug, 1-1/4" BSP	£7.66	€ 8.66
BUR09033	Hydraulic adaptor BSP solid plug, 1-1/2" BSP	£10.59	€ 11.97
BUR09034	Hydraulic adaptor BSP solid plug, 2" BSP	£16.58	€ 18.73

BSP 60° CONED PLUG

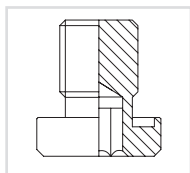
www.flowfitonline.com
TECH. DATA SHEET
HA01



PART NUMBER	DESCRIPTION	NETT. PRICE	
		£ STERLING	€ EUROS
BUR09050	Hydraulic adaptor 60° BSP coned plug, 1/8" BSP	£0.96	€ 1.09
BUR09051	Hydraulic adaptor 60° BSP coned plug, 1/4" BSP	£1.00	€ 1.13
BUR09052	Hydraulic adaptor 60° BSP coned plug, 3/8" BSP	£1.30	€ 1.47
BUR09053	Hydraulic adaptor 60° BSP coned plug, 1/2" BSP	£1.47	€ 1.66
BUR09054	Hydraulic adaptor 60° BSP coned plug, 5/8" BSP	£2.09	€ 2.36
BUR09055	Hydraulic adaptor 60° BSP coned plug, 3/4" BSP	£2.37	€ 2.68
BUR09056	Hydraulic adaptor 60° BSP coned plug, 1" BSP	£3.53	€ 3.99
BUR09057	Hydraulic adaptor 60° BSP coned plug, 1-1/4" BSP	£7.79	€ 8.80
BUR09058	Hydraulic adaptor 60° BSP coned plug, 1-1/2" BSP	£10.97	€ 12.40
BUR09059	Hydraulic adaptor 60° BSP coned plug, 2" BSP	£16.88	€ 19.07
BUR09060	Hydraulic adaptor 60° BSP coned plug, 2-1/2" BSP	£45.46	€ 51.37
BUR09061	Hydraulic adaptor 60° BSP coned plug, 3" BSP	£65.29	€ 73.77

BSP SOCKET HEADED PLUG WITH 3869 SEAL

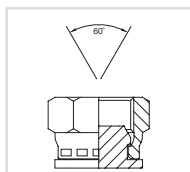
www.flowfitonline.com
TECH. DATA SHEET
HA01



PART NUMBER	DESCRIPTION	NETT. PRICE	
		£ STERLING	€ EUROS
BUR3869-02-SPG	Hydraulic adaptor BSP socket headed plug with 3869 seal, 1/8" BSP	£1.00	€ 1.13
BUR3869-04-SPG	Hydraulic adaptor BSP socket headed plug with 3869 seal, 1/4" BSP	£1.27	€ 1.44
BUR3869-06-SPG	Hydraulic adaptor BSP socket headed plug with 3869 seal, 3/8" BSP	£1.55	€ 1.75
BUR3869-08-SPG	Hydraulic adaptor BSP socket headed plug with 3869 seal, 1/2" BSP	£2.42	€ 2.73
BUR3869-12-SPG	Hydraulic adaptor BSP socket headed plug with 3869 seal, 3/4" BSP	£2.96	€ 3.34

BSP SWIVEL BLANKING CAP

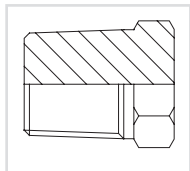
www.flowfitonline.com
TECH. DATA SHEET
HA01



PART NUMBER	DESCRIPTION	NETT. PRICE	
		£ STERLING	€ EUROS
BUR09180	Hydraulic adaptor BSP swivel blanking cap, 1/8" BSP	£2.01	€ 2.28
BUR09181	Hydraulic adaptor BSP swivel blanking cap, 1/4" BSP	£1.83	€ 2.07
BUR09182	Hydraulic adaptor BSP swivel blanking cap, 3/8" BSP	£2.01	€ 2.28
BUR09183	Hydraulic adaptor BSP swivel blanking cap, 1/2" BSP	£2.23	€ 2.52
BUR09184	Hydraulic adaptor BSP swivel blanking cap, 5/8" BSP	£2.80	€ 3.16
BUR09185	Hydraulic adaptor BSP swivel blanking cap, 3/4" BSP	£3.57	€ 4.04
BUR09186	Hydraulic adaptor BSP swivel blanking cap, 1" BSP	£5.34	€ 6.04
BUR09187	Hydraulic adaptor BSP swivel blanking cap, 1-1/4" BSP	£8.88	€ 10.04
BUR09188	Hydraulic adaptor BSP swivel blanking cap, 1-1/2" BSP	£14.37	€ 16.24
BUR09189	Hydraulic adaptor BSP swivel blanking cap, 2" BSP	£28.99	€ 32.76

NPTF SOLID PLUG

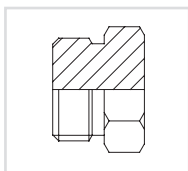
www.flowfitonline.com
TECH. DATA SHEET
HA01



PART NUMBER	DESCRIPTION	NETT. PRICE	
		£ STERLING	€ EUROS
BUR09100	Hydraulic adaptor NPTF solid plug 1/8" NPTF	£1.00	€ 1.13
BUR09101	Hydraulic adaptor NPTF solid plug, 1/4" NPTF	£1.00	€ 1.13
BUR09102	Hydraulic adaptor NPTF solid plug, 3/8" NPTF	£1.19	€ 1.34
BUR09103	Hydraulic adaptor NPTF solid plug, 1/2" NPTF	£1.61	€ 1.82
BUR09105	Hydraulic adaptor NPTF solid plug, 3/4" NPTF	£2.90	€ 3.28
BUR09106	Hydraulic adaptor NPTF solid plug, 1" NPTF	£4.73	€ 5.34
BUR09107	Hydraulic adaptor NPTF solid plug, 1-1/4" NPTF	£9.88	€ 11.16
BUR09108	Hydraulic adaptor NPTF solid plug, 1-1/2" NPTF	£13.70	€ 15.48
BUR09109	Hydraulic adaptor NPTF solid plug, 2" NPTF	£20.88	€ 23.60
BUR09110	Hydraulic adaptor NPTF solid plug, 2-1/2" NPTF	£80.19	€ 90.61
BUR09111	Hydraulic adaptor NPTF solid plug, 3" NPTF	£105.06	€ 118.71

SAE O RING BOSS MALE SOLID PLUG

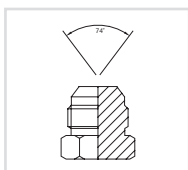
www.flowfitonline.com
TECH. DATA SHEET
HA01



PART NUMBER	DESCRIPTION	NETT. PRICE	
		£ STERLING	€ EUROS
BUR09162	Hydraulic adaptor SAE O'ring boss male solid plug, 5/16" SORB	£1.78	€ 2.01
BUR09150	Hydraulic adaptor SAE O'ring boss male solid plug, 7/16" SORB	£1.47	€ 1.66
BUR09151	Hydraulic adaptor SAE O'ring boss male solid plug, 1/2" SORB	£1.61	€ 1.82
BUR09152	Hydraulic adaptor SAE O'ring boss male solid plug, 9/16" SORB	£1.78	€ 2.01
BUR09161	Hydraulic adaptor SAE O'ring boss male solid plug, 5/8" SORB	£1.92	€ 2.17
BUR09153	Hydraulic adaptor SAE O'ring boss male solid plug, 3/4" SORB	£2.01	€ 2.28
BUR09154	Hydraulic adaptor SAE O'ring boss male solid plug, 7/8" SORB	£2.37	€ 2.68
BUR09155	Hydraulic adaptor SAE O'ring boss male solid plug, 1-1/16" SORB	£3.57	€ 4.04
BUR09156	Hydraulic adaptor SAE O'ring boss male solid plug, 1-3/16" SORB	£4.29	€ 4.85
BUR09157	Hydraulic adaptor SAE O'ring boss male solid plug, 1-5/16" SORB	£5.83	€ 6.59
BUR09158	Hydraulic adaptor SAE O'ring boss male solid plug, 1-5/8" SORB	£10.97	€ 12.40
BUR09159	Hydraulic adaptor SAE O'ring boss male solid plug, 1-7/8" SORB	£14.73	€ 16.65
BUR09160	Hydraulic adaptor SAE O'ring boss male solid plug, 2-1/2" SORB	£21.74	€ 24.57

JIC SOLID PLUG

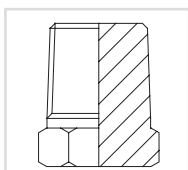
www.flowfitonline.com
TECH. DATA SHEET
HA01



PART NUMBER	DESCRIPTION	NETT. PRICE	
		£ STERLING	€ EUROS
BUR09120	Hydraulic adaptor JIC solid plug, 5/16" JIC	£1.78	€ 2.01
BUR09121	Hydraulic adaptor JIC solid plug, 7/16" JIC	£1.47	€ 1.66
BUR09122	Hydraulic adaptor JIC solid plug, 1/2" JIC	£1.55	€ 1.75
BUR09123	Hydraulic adaptor JIC solid plug, 9/16" JIC	£1.78	€ 2.01
BUR09124	Hydraulic adaptor JIC solid plug, 3/4" JIC	£1.83	€ 2.07
BUR09125	Hydraulic adaptor JIC solid plug, 7/8" JIC	£2.09	€ 2.36
BUR09126	Hydraulic adaptor JIC solid plug, 1-1/16" JIC	£3.03	€ 3.43
BUR09127	Hydraulic adaptor JIC solid plug, 1-3/16" JIC	£4.14	€ 4.68
BUR09130	Hydraulic adaptor JIC solid plug, 1-5/16" JIC	£6.10	€ 6.89
BUR09128	Hydraulic adaptor JIC solid plug, 1-5/8" JIC	£9.91	€ 11.20
BUR09129	Hydraulic adaptor JIC solid plug, 1-7/8" JIC	£12.87	€ 14.54
BUR09131	Hydraulic adaptor JIC solid plug, 2-1/2" JIC	£21.24	€ 24.00

BSPT SOLID PLUG

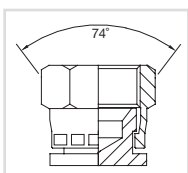
www.flowfitonline.com
TECH. DATA SHEET
HA01



PART NUMBER	DESCRIPTION	NETT. PRICE	
		£ STERLING	€ EUROS
BUR09075	Hydraulic adaptor BSPT solid plug, 1/8" BSPT	£1.00	€ 1.13
BUR09076	Hydraulic adaptor BSPT solid plug, 1/4" BSPT	£1.12	€ 1.27
BUR09077	Hydraulic adaptor BSPT solid plug, 3/8" BSPT	£1.44	€ 1.63
BUR09078	Hydraulic adaptor BSPT solid plug, 1/2" BSPT	£1.47	€ 1.66
BUR09079	Hydraulic adaptor BSPT solid plug, 5/8" BSPT	£2.12	€ 2.40
BUR09080	Hydraulic adaptor BSPT solid plug, 3/4" BSPT	£2.42	€ 2.73
BUR09081	Hydraulic adaptor BSPT solid plug, 1" BSPT	£3.60	€ 4.07
BUR09082	Hydraulic adaptor BSPT solid plug, 1-1/4" BSPT	£8.15	€ 9.21
BUR09083	Hydraulic adaptor BSPT solid plug, 1-1/2" BSPT	£11.38	€ 12.86
BUR09084	Hydraulic adaptor BSPT solid plug, 2" BSPT	£18.95	€ 21.42
BUR09085	Hydraulic adaptor BSPT solid plug, 2-1/2" BSPT	£80.19	€ 90.61

JIC SWIVEL BLANKING CAP

www.flowfitonline.com
TECH. DATA SHEET
HA01

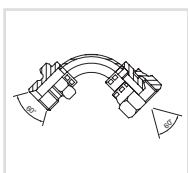


PART NUMBER	DESCRIPTION	NETT. PRICE	
		£ STERLING	€ EUROS
BUR09200	Hydraulic adaptor J C swivel blanking cap, 7/16" J C	£2.12	€ 2.40
BUR09201	Hydraulic adaptor J C swivel blanking cap, 1/2" J C	£2.23	€ 2.52
BUR09202	Hydraulic adaptor J C swivel blanking cap, 9/16" J C	£2.37	€ 2.68
BUR09203	Hydraulic adaptor J C swivel blanking cap, 3/4" J C	£2.80	€ 3.16
BUR09204	Hydraulic adaptor J C swivel blanking cap, 7/8" J C	£3.60	€ 4.07
BUR09205	Hydraulic adaptor J C swivel blanking cap, 1-1/16" J C	£5.20	€ 5.88
BUR09209	Hydraulic adaptor J C swivel blanking cap, 1-3/16" J C	£6.14	€ 6.94
BUR09206	Hydraulic adaptor J C swivel blanking cap, 1-5/16" J C	£6.74	€ 7.62
BUR09207	Hydraulic adaptor J C swivel blanking cap, 1-5/8" J C	£9.31	€ 10.52
BUR09208	Hydraulic adaptor J C swivel blanking cap, 1-7/8" J C	£14.56	€ 16.46
BUR09210	Hydraulic adaptor J C swivel blanking cap, 2-1/2" J C	£33.26	€ 37.59

SWEPTS, PUSH-INS, HOSE-TAILS & FERRULES

BSP MALE X BSP SWIVEL FEMALE 90° SWEEP ELBOW

www.flowfitonline.com
TECH. DATA SHEET
HA01

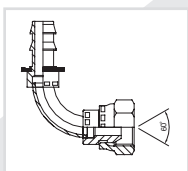


PART NUMBER	DESCRIPTION	NETT. PRICE	
		£ STERLING	€ EUROS
BUR06020	Hydraulic adaptor BSP male x BSP swivel female 90° swept elbow, 1/4" BSP	£5.20	€ 5.88
BUR06021	Hydraulic adaptor BSP male x BSP swivel female 90° swept elbow, 3/8" BSP	£6.32	€ 7.14
BUR06022	Hydraulic adaptor BSP male x BSP swivel female 90° swept elbow, 1/2" BSP	£7.66	€ 8.66
BUR06023	Hydraulic adaptor BSP male x BSP swivel female 90° swept elbow, 5/8" BSP	£10.46	€ 11.82
BUR06024	Hydraulic adaptor BSP male x BSP swivel female 90° swept elbow, 5/8" BSP	£11.97	€ 13.52
BUR06025	Hydraulic adaptor BSP male x BSP swivel female 90° swept elbow, 1" BSP	£19.32	€ 21.84
BUR06026	Hydraulic adaptor BSP male x BSP swivel female 90° swept elbow, 1-1/4" BSP	£30.37	€ 34.32
BUR06027	Hydraulic adaptor BSP male x BSP swivel female 90° swept elbow, 1-1/2" BSP	£73.09	€ 82.59
BUR06028	Hydraulic adaptor BSP male x BSP swivel female 90° swept elbow, 2" BSP	£105.93	€ 119.70

BSP SWIVEL FEMALE X PUSH-IN 90° SWEEP

ALL PUSH-INS NOT FOR USE WITH CLIPS OR FERRULES.

www.flowfitonline.com
TECH. DATA SHEET
HA01

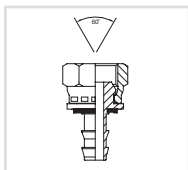


PART NUMBER	DESCRIPTION	NETT. PRICE	
		£ STERLING	€ EUROS
BUR09280	Hydraulic adaptor BSP swivel female x push-in 90° swept, 1/4" BSP x 1/4" PI	£6.14	€ 6.94
BUR09281	Hydraulic adaptor BSP swivel female x push-in 90° swept, 3/8" BSP x 3/8" PI	£7.13	€ 8.06
BUR09282	Hydraulic adaptor BSP swivel female x push-in 90° swept, 1/2" BSP x 1/2" PI	£8.63	€ 9.75
BUR09283	Hydraulic adaptor BSP swivel female x push-in 90° swept, 5/8" BSP x 5/8" PI	£11.74	€ 13.27
BUR09284	Hydraulic adaptor BSP swivel female x push-in 90° swept, 3/4" BSP x 3/4" PI	£12.87	€ 14.54
BUR09285	Hydraulic adaptor BSP swivel female x push-in 90° swept, 1" BSP x 1" PI	£24.57	€ 27.77

BSP SWIVEL FEMALE X PUSH-IN STRAIGHT

ALL PUSH-INS NOT FOR USE WITH CLIPS OR FERRULES.

www.flowfitonline.com
TECH. DATA SHEET
HA01



PART NUMBER	DESCRIPTION	NETT. PRICE	
		£ STERLING	€ EUROS
BUR09240	Hydraulic adaptor BSP swivel female x push-in straight, 1/4" BSP x 1/4" PI	£1.61	€ 1.82
BUR09246	Hydraulic adaptor BSP swivel female x push-in straight, 1/4" BSP x 3/8" PI	£6.17	€ 6.97
BUR09241	Hydraulic adaptor BSP swivel female x push-in straight, 3/8" BSP x 3/8" PI	£2.12	€ 2.40
BUR09242	Hydraulic adaptor BSP swivel female x push-in straight, 1/2" BSP x 1/2" PI	£2.80	€ 3.16
BUR09243	Hydraulic adaptor BSP swivel female x push-in straight, 5/8" BSP x 5/8" PI	£3.71	€ 4.19
BUR09244	Hydraulic adaptor BSP swivel female x push-in straight, 3/4" BSP x 3/4" PI	£5.02	€ 5.68
BUR09245	Hydraulic adaptor BSP swivel female x push-in straight, 1" BSP x 1" PI	£7.77	€ 8.78

R2A FERRULES

www.flowfitonline.com
TECH. DATA SHEET
HA01



PART NUMBER	DESCRIPTION	NETT. PRICE	
		£ STERLING	€ EUROS
BUR19939	Hydraulic ferrule, 1/8 R2A	£2.82	€ 3.19
BUR19940	Hydraulic ferrule, 1/4 R2A	£2.82	€ 3.19
BUR19941	Hydraulic ferrule, 3/8 R2A	£3.55	€ 4.01
BUR19942	Hydraulic ferrule, 1/2 R2A	£3.55	€ 4.01
BUR19943	Hydraulic ferrule, 5/8 R2A	£6.99	€ 7.89
BUR19944	Hydraulic ferrule, 3/4 R2A	£6.99	€ 7.89
BUR19945	Hydraulic ferrule, 1 R2A	£13.26	€ 14.98

R2T FERRULES FOR NON-SKIVED R2T HOSE

www.flowfitonline.com
TECH. DATA SHEET
HA01



PART NUMBER	DESCRIPTION	NETT. PRICE	
		£ STERLING	€ EUROS
BUR19950	Hydraulic R2 ferrule, 1/4 R2T	£2.54	€ 2.87
BUR19951	Hydraulic R2 ferrule, 3/8 R2T	£3.28	€ 3.70
BUR19956	Hydraulic R2 ferrule, 1/2 R2T	£4.49	€ 5.08
BUR19953	Hydraulic R2 ferrule, 5/8 R2T	£6.68	€ 7.55
BUR19954	Hydraulic R2 ferrule, 3/4 R2T	£8.62	€ 9.74
BUR19955	Hydraulic R2 ferrule, 1 R2T	£13.92	€ 15.73



BONDED SEALS

www.flowfitonline.com
TECH. DATA SHEET
HA01



Bonded seals are used in pressurised hydraulic systems as a seal between the faces of components.

They consist of a metal washer to which a trapezoidal elastomeric ring is bonded and are designed to work in hydraulic systems where the metal ring ensures that bursting forces applied to the ring are resisted.

These seals come in sizes from 1/8" BSP to 2" BSP in quantities from 10 to 100 off.

- Self Centering
- Nitrile Inserts
- Mild Steel Cadmium

PART NUMBER	DESCRIPTION	NETT. PRICE	
		£ STERLING	€ EUROS
BS1810	Pack of 10 bonded seals 1/8" BSP	£1.69	€ 1.90
BS1825	Pack of 25 bonded seals 1/8" BSP	£4.27	€ 4.83
BS1850	Pack of 50 bonded seals 1/8" BSP	£8.49	€ 9.59
BS18100	Pack of 100 bonded seals 1/8" BSP	£17.02	€ 19.24
BS14100	Pack of 100 bonded seals 1/4" BSP	£17.02	€ 19.24
BS1425	Pack of 25 bonded seals 1/4" BSP	£4.27	€ 4.83
BS1450	Pack of 50 bonded seals 1/4" BSP	£8.49	€ 9.59
BS1410	Pack of 10 bonded seals 1/4" BSP	£1.69	€ 1.90
BS3810	Pack of 10 bonded seals 3/8" BSP	£1.88	€ 2.12
BS3825	Pack of 25 bonded seals 3/8" BSP	£4.67	€ 5.28
BS3850	Pack of 50 bonded seals 3/8" BSP	£9.36	€ 10.58
BS38100	Pack of 100 bonded seals 3/8" BSP	£18.72	€ 21.15
BS1210	Pack of 10 bonded seals 1/2" BSP	£2.06	€ 2.32
BS1225	Pack of 25 bonded seals 1/2" BSP	£5.09	€ 5.75
BS1250	Pack of 50 bonded seals 1/2" BSP	£10.22	€ 11.55
BS12100	Pack of 100 bonded seals 1/2" BSP	£20.42	€ 23.07
BS5810	Pack of 10 bonded seals 5/8" BSP	£2.57	€ 2.90
BS5825	Pack of 25 bonded seals 5/8" BSP	£6.38	€ 7.21
BS5850	Pack of 50 bonded seals 5/8" BSP	£12.77	€ 14.43
BS58100	Pack of 100 bonded seals 5/8" BSP	£25.50	€ 28.82
BS3410	Pack of 10 bonded seals 3/4" BSP	£2.57	€ 2.90
BS3425	Pack of 25 bonded seals 3/4" BSP	£6.38	€ 7.21
BS3450	Pack of 50 bonded seals 3/4" BSP	£12.77	€ 14.43
BS34100	Pack of 100 bonded seals 3/4" BSP	£25.50	€ 28.82
BS7810	Pack of 10 bonded seals 7/8" BSP	£4.27	€ 4.83
BS7825	Pack of 25 bonded seals 7/8" BSP	£10.60	€ 11.98
BS7850	Pack of 50 bonded seals 7/8" BSP	£21.24	€ 24.00
BS78100	Pack of 100 bonded seals 7/8" BSP	£42.52	€ 48.04
BS110	Pack of 10 bonded seals 1" BSP	£4.27	€ 4.83
BS125	Pack of 25 bonded seals 1" BSP	£10.60	€ 11.98
BS150	Pack of 50 bonded seals 1" BSP	£21.24	€ 24.00
BS1100	Pack of 100 bonded seals 1" BSP	£42.52	€ 48.04
BS11410	Pack of 10 bonded seals 1 1/4" BSP	£7.48	€ 8.46
BS11425	Pack of 25 bonded seals 1 1/4" BSP	£18.72	€ 21.15
BS11450	Pack of 50 bonded seals 1 1/4" BSP	£37.40	€ 42.26
BS114100	Pack of 100 bonded seals 1 1/4" BSP	£74.84	€ 84.56
BS11210	Pack of 10 bonded seals 1 1/2" BSP	£8.86	€ 10.01
BS11225	Pack of 25 bonded seals 1 1/2" BSP	£22.10	€ 24.97
BS11250	Pack of 50 bonded seals 1 1/2" BSP	£44.23	€ 49.98
BS112100	Pack of 100 bonded seals 1 1/2" BSP	£88.45	€ 99.94
BS210	Pack of 10 bonded seals 2" BSP	£13.27	€ 15.00
BS225	Pack of 25 bonded seals 2" BSP	£33.18	€ 37.49
BS250	Pack of 50 bonded seals 2" BSP	£66.35	€ 74.97
BS2100	Pack of 100 bonded seals 2" BSP	£132.64	€ 149.88

HYDRAULIC HOSE, FITTINGS & MACHINERY

PRODUCT	PAGE
GATE CM2T HYDRAULIC HOSES AND FITTINGS	500
VINCKE HYDRAULIC HOSES	517
CRIMPING MACHINES: OVERVIEW	524
CUTTING MACHINES: OVERVIEW	525
HIGH PRESSURE 6000 PST HYDRAULIC HOSE AND FITTINGS	526



QUALITY PRODUCTS



FREE ADVICE



CM2T

www.flowfitonline.com
TECH. DATA SHEET
GH01



RECOMMENDED FOR	High pressure hydraulic applications. Easy to route and to install in tight areas.
TUBE NBR	(Nitrile) based.
REINFORCEMENT	Two braids of high tensile steel wire.
COVER	SBR based.
TEMPERATURE RANGE	-40°C to +100°C constant and +121°C intermittent.
STANDARDS	EN 857 2SC. ISO 11237 2SC R16. SAE 100R16.
COUPLINGS	MegaCrimp®.
TYPE APPROVALS	DNV, GL, LR and By.
CHARACTERISTICS/BENEFITS	70% of EN 857 2SC. Superior flex impulse performance. Lightweight. CM2T hose is compatible with biodegradable hydraulic fluids like synthetic esters, polyglycols and vegetable oils as well as petroleum-based fluids.

OPTIONAL



CM2T-MTF: the complete range of CM2T is also available with the Gates special MegaTuff® cover which offers 300 times the abrasion resistance of the standard CM2T cover as per ISO 6945, superior ozone and weathering resistance. CM2T-MTF can also be used for in-oil (submersible) applications, please consult Gates Product Application Engineers for more info.

IMPORTANT

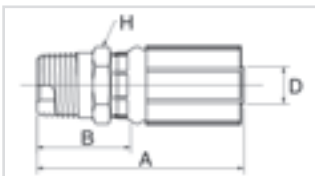


Please consult Gates Product Application Engineers for use of MegaTuff hose in reverse bending applications or for constant bending at minimum bend radius.

SIZE	DN	"	"	mm	PSI	MPa	PSI	MPa	mm	kg/100m	REF.	NETT. PRICE	
												£ STERLING	€ EUROS
-4	6	1/4	0.55	14.1	5800	40	23200	160	50	31	CM2T04	£7.67	€ 8.67
-6	10	3/8	0.7	17.7	4800	33	19200	132	65	42	CM2T06	£8.69	€ 9.82
-8	12	1/2	0.82	20.8	4000	27.5	16000	110	90	51	CM2T08	£9.73	€ 11.00
-10	16	5/8	0.97	24.6	3625	25	14500	100	100	70	CM2T10	£11.01	€ 12.45
-12	19	3/4	1.09	27.8	3100	21.5	12400	86	120	81	CM2T12	£12.46	€ 14.07
-16	25	1	1.41	35.8	2400	16.5	9600	66	150	115	CM2T16	£19.11	€ 21.60

BSP MBSPT

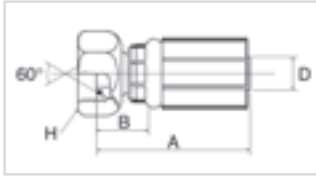
www.flowfitonline.com
TECH. DATA SHEET
GH01



Male BSP taper.

SIZE	DN	"		A	B	H	REF.	NETT. PRICE	
								£ STERLING	€ EUROS
-4	6	1/4	R 1/4" - 19 BSP	47.9	24.8	14	4G4MBSPT	£4.31	€ 4.88
-4	6	1/4	R 3/8" - 19 BSP	49.1	26	19	4G6MBSPT	£6.40	€ 7.23
-5	8	5/16	R 3/8" - 19 BSP	50	26.1	19	5G6MBSPT	£6.67	€ 7.53
-6	10	3/8	R 3/8" - 19 BSP	49.5	26.1	19	6G6MBSPT	£4.18	€ 4.72
-6	10	3/8	R 1/2" - 14 BSP	54.3	30.9	22	6G8MBSPT	£8.32	€ 9.40
-8	12	1/2	R 3/8" - 19 BSP	59.5	27	22	8G6MBSPT	£8.18	€ 9.25
-8	12	1/2	R 1/2" - 14 BSP	63.3	30.9	22	8G8MBSPT	£5.64	€ 6.37
-10	16	5/8	R 5/8" - 14 BSP	69.9	32.4	25	10G10MBSPT	£11.13	€ 12.58
-12	20	3/4	R 3/4" - 14 BSP	74.1	35.7	32	12G12MBSPT	£9.57	€ 10.82
-16	25	1	R 1" - 11 BSP	87.5	41.6	36	16G16MBSPT	£16.73	€ 18.90

BSP FBSPORX

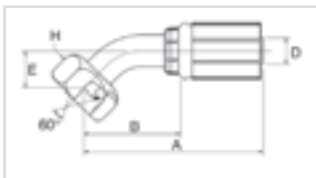


Female 1351:"O' ring swivel. 60° cone.

www.flowfitonline.com
TECH. DATA SHEET
GH01

D				A	B	H	REF.	NETT. PRICE	
SIZE	DN	"		mm	mm	mm	G	£ STERLING	€ EUROS
-4	6	1/4	G 1/8" - 28 BSP	41.1	18	14	4G2FBSPX (1)	£5.52	€ 6.24
-4	6	1/4	G 1/4" - 19 BSP	43	17	19	4G4FBSPORX	£2.37	€ 2.68
-4	6	1/4	G 3/8" -19 BSP	44	18	22	4G6FBSPORX	£2.37	€ 2.68
-5	8	5/16	G 3/8" -19 BSP	46	18	22	5G6FBSPORX	£3.35	€ 3.79
-5	8	5/16	G 1/2" -14 BSP	46	18	27	5G8FBSPORX	£4.16	€ 4.70
-6	10	3/8	G 3/8" -19 BSP	44.1	16.2	22	6G6FBSPORX	£2.51	€ 2.84
-6	10	3/8	G 1/2" -14 BSP	45.8	17.9	27	6G8FBSPORX	£2.72	€ 3.08
-8	12	1/2	G 3/8" -19 BSP	59.2	21.7	22	8G6FBSPORX	£4.60	€ 5.20
-8	12	1/2	G 1/2" - 14 BSP	55.5	17.8	27	8G8FBSPORX	£3.06	€ 3.46
-8	12	1/2	G 5/8" -14 BSP	57.2	19.7	30	8G10FBSPORX	£6.61	€ 7.47
-8	12	1/2	G 3/4" -14 BSP	59	21.5	32	8G12FBSPORX	£10.50	€ 11.87
-10	16	5/8	G 5/8" - 14 BSP	56.6	19.1	30	10G10FBSPORX	£4.56	€ 5.15
-10	16	5/8	G 3/4" -14 BSP	59	21.5	32	10G12FBSPORX	£5.66	€ 6.40
-12	20	3/4	G 3/4" - 14 BSP	71	20	32	12G12FBSPORX	£5.93	€ 6.70
-12	20	3/4	G 1" - 11 BSP	73.6	22.6	41	12G16FBSPORX	£10.88	€ 12.29
-16	25	1	G 3/4" -14 BSP	82.7	25.9	32	16G12FBSPORX	£24.98	€ 28.23
-16	25	1	G 1" - 11 BSP	83.8	27	41	16G16FBSPORX	£9.12	€ 10.30
-20	32	1.1/4	G 1.1/4" - 11 BSP	88.5	29.5	50	20G20FBSPORX	£27.01	€ 30.52
-24	40	1.1/2	G 1.1/2" - 11 BSP	125	51.3	55	24GSP24FBSPORX	£22.02	€ 24.88
-32	50	2	G 2" -11 BSP	152	60	70	32GSP32FBSPORX	£30.56	€ 34.53

BSP FBSPORX45

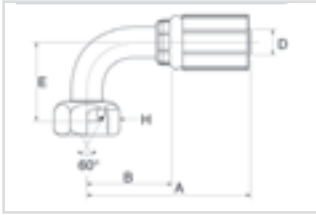


Female BSP 'O' ring swivel. 60° cone. 45° swept elbow.
Drop dimensions meet ISO 12151-6.

www.flowfitonline.com
TECH. DATA SHEET
GH01

D				A	B	E	H	REF.	NETT. PRICE	
SIZE	DN	"		mm	mm	mm	mm	G	£ STERLING	€ EUROS
-4	6	1/4	G 1/4" - 19 B513	57.1	31.1	11.5	19	4G4FBSPORX45	£4.61	€ 5.21
-4	6	1/4	G 3/8" - 19 B513	63.2	37.1	17.7	22	4G6FBSPORX45	£5.79	€ 6.54
-5	8	5/16	G 3/8" -19 B513	66.6	38.6	16.8	22	5G6FBSPORX45	£6.56	€ 7.41
-6	10	3/8	G 3/8" -19 B513	66.9	39	15.2	22	6G6FBSPORX45	£4.55	€ 5.14
-6	10	3/8	G 1/2" -14 B513	71	43	19.3	27	6G8FBSPORX45	£6.18	€ 6.98
-8	12	1/2	G 1/2" -14 B513	81.3	43.9	17	27	8G8FBSPORX45	£5.49	€ 6.20
-8	12	1/2	G 5/8" - 14 B513	91	53.5	23	30	8G 10FB5 PORX45	£10.04	€ 11.34
-10	16	5/8	G 5/8" - 14 B513	89.6	52.1	21.3	30	10G 10FB5 PORX45	£7.54	€ 8.52
-10	16	5/8	G 3/4" - 14 B513	99.5	62	31.2	32	10G 12FBSPORX45	£12.60	€ 14.24
-12	20	3/4	G 3/4" - 14 B513	115.4	64.4	28.3	32	12G12FBSPORX45	£9.31	€ 10.52
-16	25	1	G 1" - 11 B513	135.6	78.8	30.9	41	16G 16FB5 PORX45	£15.41	€ 17.42
-20	32	1.1/4	G 1.1/4" - 11 B513	139.6	93.4	37.5	50	20G20FBSPORX45	£33.01	€ 37.30
-24	40	1.1/2	G 1.1/2" - 11 B513	214.5	140.8	49.7	55	24G51324FBSPORX45	£33.38	€ 37.72
-32	50	2	G 2" -11 B513	276.1	184.1	62.3	70	32G51332FBSPORX45	£48.40	€ 54.69

BSP FBSPORX90

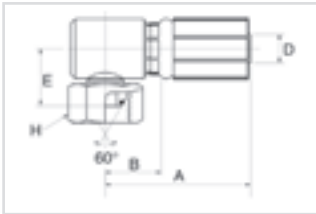


Female BSP 'O' ring swivel. 60° cone. 90° swept elbow.
Drop dimensions meet ISO 12151-6.

www.flowfitonline.com
TECH. DATA SHEET
GH01

SIZE		D	DN	"		A	B	E	H	REF.	NETT. PRICE
					mm	mm	mm	mm	mm	G	£ STERLING € EUROS
-4	6	1/4	G 1/4" -19 B513	52.5	26.5	23.3	19	4G4FBSPORX90	£5.22	€ 5.89	
-4	6	1/4	G 3/8" -19 B513	50.6	24.3	32	22	4G6FBSPORX90	£5.35	€ 6.05	
-5	8	5/16	G 3/8" -19 B513	58	30	32	22	5G6FBSPORX90	£7.88	€ 8.90	
-6	10	3/8	G 3/8" -19 B513	61.9	34	32	22	6G6FBSPORX90	£5.29	€ 5.98	
-6	10	3/8	G 1/2" - 14 B513	60.1	32.2	37.5	27	6G8FBSPORX90	£6.89	€ 7.79	
-8	12	1/2	G 1/2" - 14 B513	78	40.5	37.3	27	8G8FBSPORX90	£6.40	€ 7.23	
-8	12	1/2	G 5/8" - 14 B513	81.5	44	46	30	8G10FBSPORX90	£12.21	€ 13.80	
-10	16	5/8	G 5/8" - 14 B513	84.1	46.6	46	30	10G10FBSPORX90	£9.18	€ 10.37	
-10	16	5/8	G 3/4" - 14 B513	84.1	46.6	60	32	10G12FBSPORX90	£15.32	€ 17.31	
-12	20	3/4	G 3/4" - 14 B513	107	56	60	32	12G12FBSPORX90	£11.19	€ 12.65	
-12	20	3/4	G 1" - 11 B513	112.2	61.2	70	41	12G16FBSPORX90	£20.41	€ 23.06	
-16	25	1	G 3/4" -14 B513	108.8	52	54.1	32	16G12FBSPORX90	£29.68	€ 33.54	
-16	25	1	G 1" - 11 B513	131.1	74.3	70	41	16G16FBSPORX90	£18.49	€ 20.89	
-20	32	1.1/4	G 1.1/4" - 11 B513	129.1	82.8	80	50	20G20FBSPORX90	£39.45	€ 44.58	
-24	40	1.1/2	G 1.1/2" - 11 B513	194.6	120.9	100	55	24G51324FBSPORX90	£39.92	€ 45.11	
-32	50	2	G 2" -11 B513	254.7	162.7	129.1	70	32G51332FBSPORX90	£44.62	€ 50.42	

BSP FBSPORX90BL

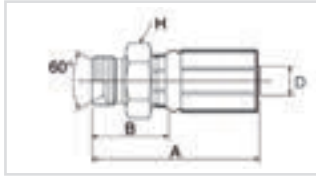


Female BSP 'O' ring swivel. 60° cone. 90° block elbow.

www.flowfitonline.com
TECH. DATA SHEET
GH01

SIZE		D	DN	"		A	B	E	H	REF.	NETT. PRICE
					mm	mm	mm	mm	mm	G	£ STERLING € EUROS
-4	6	1/4	G 1/4" - 19 B513	44.2	18.2	18	19	4G4FBSPORX90BL	£5.54	€ 6.26	
-4	6	1/4	G 3/8" - 19 B513	46	20	21.5	22	4G6FBSPORX90BL	£7.55	€ 8.53	
-6	10	3/8	G 3/8" - 19 B513	47.9	20	21.5	22	6G6FBSPORX90BL	£6.72	€ 7.59	
-6	10	3/8	G 1/2" - 14 B513	51.4	23.5	24	27	6G8FBSPORX90BL	£8.48	€ 9.58	
-8	12	1/2	G 1/2" - 14 B513	55.9	23.5	24	27	8G8FBSPORX90BL	£8.35	€ 9.44	
-8	12	1/2	G 5/8" - 14 B513	55.9	23.5	25.2	30	8G10FBSPORX90BL	£14.91	€ 16.85	
-10	16	5/8	G 5/8" - 14 B513	62.4	24.9	27.6	30	10G10FBSPORX90BL	£18.84	€ 21.28	
-12	20	3/4	G 3/4" - 14 B513	78	27	34.7	32	12G12FBSPORX90BL	£13.43	€ 15.18	
-16	25	1	G 3/4" - 14 B513	86.2	29.4	37.8	32	16G12FBSPORX90BL	£26.80	€ 30.28	
-16	25	1	G 1" -11 B513	80.5	34.6	36.1	41	16G16FBSPORX90BL	£19.30	€ 21.81	

BSP MBSPP

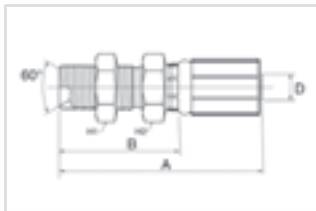


Male BSP parallel. 60° inverted cone.

www.flowfitonline.com
TECH. DATA SHEET
GH01

SIZE		D		REF.	A	B	H	REF. G	NETT. PRICE	
DN	"	mm	mm						mm	G
-4	6	1/4	G 1/4" - 19 BSP	51.5	25.8	19	4G4MBSPP		£3.15	€ 3.56
-4	6	1/4	G 3/8" -19 BSP	51.8	25.8	22	4G6MBSPP		£3.43	€ 3.88
-4	6	1/4	G 1/2" -14 BSP	59.5	33.5	27	4G8MBSPP		£4.60	€ 5.20
-5	8	5/16	G 1/4" -19 BSP	53.5	25.5	19	5G4MBSPP		£9.87	€ 11.15
-5	8	5/16	G 3/8" -19 BSP	53.8	25.8	22	5G6MBSPP		£5.49	€ 6.20
-6	10	3/8	G 1/4" -19 BSP	52	24.1	19	6G4MBSPP		£15.11	€ 17.07
-6	10	3/8	G 3/8" -19 BSP	55	27.1	22	6G6MBSPP		£2.73	€ 3.09
-6	10	3/8	G 1/2" -14 BSP	60	32.1	27	6G8MBSPP		£3.89	€ 4.40
-8	12	1/2	G 3/8" -19 BSP	63.5	26	22	8G6MBSPP		£4.99	€ 5.64
-8	12	1/2	G 1/2" -14 BSP	69	31.5	27	8G8MBSPP		£3.43	€ 3.88
-8	12	1/2	G 5/8" -14 BSP	71	33.5	30	8G10MBSPP		£11.43	€ 12.91
-10	16	5/8	G 5/8" -14 BSP	73.5	36	30	10G10MBSPP		£7.11	€ 8.04
-10	16	5/8	G 3/4" -14 BSP	71.5	34	32	10G12MBSPP		£6.82	€ 7.70
-12	20	3/4	G 3/4" -14 BSP	85	34	32	12G12MBSPP		£6.93	€ 7.83
-16	25	1	G 1" -11 BSP	101	44.2	41	16G16MBSPP		£10.70	€ 12.09
-20	32	1.1/4	G 1" - 11 BSP	104.5	45.5	46	20G16MBSPP		£30.72	€ 34.71
-20	32	1.1/4	G 1.1 AV - 11 BSP	110	51	50	20G20MBSPP		£36.73	€ 41.50
-24	40	1.1/2	G 1.1/2" - 11 BSP	130	56.4	55	24GSP24MBSPP		£29.11	€ 32.89
-32	50	2	G 2" - 11 BSP	148.8	56.8	70	32GSP32MBSPP		£96.94	€ 109.54

BSP MBSPPBKHD



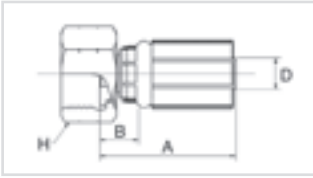
Male BSP parallel. 60° inverted cone (Bulkhead).

www.flowfitonline.com
TECH. DATA SHEET
GH01

SIZE		D		REF.	A	B	H1	H2	REF. G	NETT. PRICE	
DN	"	mm	mm							mm	mm
-6	10	3/8	G 3/8" -19 BSP	74	46.1	22	22	6G6MBSPPBKHD		£15.93	€ 18.00
-8	12	1/2	G 1/2" - 14 BSP	88.5	51	27	27	8G8MBSPPBKHD		£19.95	€ 22.54
-10	16	5/8	G 5/8" -14 BSP	90.5	53	30	30	10G10MBSPPBKHD		£23.98	€ 27.09
-12	20	3/4	G 3/4" - 14 BSP	104	53	32	32	12G12MBSPPBKHD		£26.08	€ 29.47
-16	25	1	G 1" - 11 BSP	121.2	64.4	41	41	16G16MBSPPBKHD		£32.01	€ 36.17

BSP FBFFX

Female BSP flat face swivel.

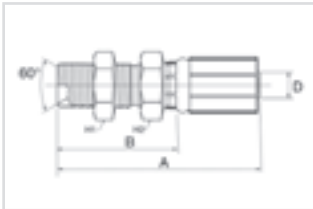


www.flowfitonline.com
TECH. DATA SHEET
GH01

D				A	B	H	REF.	NETT. PRICE	
SIZE	DN	"		mm	mm	mm	G	£ STERLING	€ EUROS
-5	8	5/16	G 1/2" - 14 BSP	45.5	17.5	27	5G8FBFFX	£12.35	€ 13.95
-6	10	3/8	G 3/8" - 19 BSP	46	18.1	22	6G6FBFFX	£6.20	€ 7.01
-6	10	3/8	G 1/2" - 14 BSP	45.5	17.6	27	6G8FBFFX	£4.01	€ 4.53
-8	12	1/2	G 1/2" - 14 BSP	55.5	18	27	8G8FBFFX	£4.77	€ 5.39
-8	12	1/2	G 5/8" - 14 BSP	56	18.5	30	8G10FBFFX	£13.97	€ 15.79
-8	12	1/2	G 3/4" - 14 BSP	52.5	15	32	8G12FBFFX	£11.78	€ 13.31
-10	16	5/8	G 3/4" - 14 BSP	52.5	15	32	10G12FBFFX	£7.63	€ 8.62
-12	20	3/4	G 3/4" - 14 BSP	68.5	17.5	32	12G12FBFFX	£8.15	€ 9.21

JIC 37° FJX

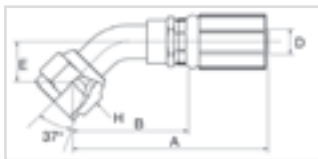
Female JIC swivel. 37° inverted cone.



www.flowfitonline.com
TECH. DATA SHEET
GH01

D				A	B	H1	H2	REF.	NETT. PRICE	
SIZE	DN	"		mm	mm	mm	mm	G	£ STERLING	€ EUROS
-4	6	1/4	7/16" - 20 UNF	69.7	43.7	10	14	4G4FX 455	£5.20	€ 5.88
-4	6	1/4	1/2" - 20 UNF	65.8	39.7	11	17	4G5FX 45-011	£7.11	€ 8.04
-4	6	1/4	9/16" - 18 UNF	77.8	51.8	11	19	4G6FX 455	£4.46	€ 5.04
-5	8	5/16	1/2" - 20 UNF	68.3	40.3	11	17	5G5FX 45-011	£13.68	€ 15.46
-5	8	5/16	9/16" - 18 UNF	72.4	44.4	11	19	5G6FX 455	£6.01	€ 6.79
-6	10	3/8	7/16" - 20 UNF	72.7	44.8	10	14	6G4FX 455	£5.64	€ 6.37
-6	10	3/8	9/16" - 18 UNF	77.5	49.6	11	19	6G6FX 455	£4.38	€ 4.95
-6	10	3/8	3/4" - 16 UNF	89.1	61.6	15	24	6G8FX 455	£5.64	€ 6.37
-8	12	1/2	3/4" - 16 UNF	86.9	49.5	15	24	8G8FX 455	£5.71	€ 6.46
-8	12	1/2	7/8" - 14 UNF	96.8	59.4	16	27	8G10FX 455	£7.17	€ 8.10
-10	16	5/8	7/8" - 14 UNF	96.4	59	16	27	10G10FX 455	£6.55	€ 7.40
-10	16	5/8	1.1/16" - 12 UN	116	78.5	21	32	10G12FX 455	£8.81	€ 9.95
-12	20	3/4	7/8" - 14 UNF	116.3	65.3	19	27	12G10FX 455	£35.52	€ 40.14
-12	20	3/4	1.1/16" - 12 UN	129.2	78.2	21	32	12G12FX 455	£9.85	€ 11.13
-12	20	3/4	1.5/16" - 12 UN	133.1	82.1	24	41	12G16FX 455	£22.55	€ 25.48
-16	25	1	1.5/16" - 12 UN	144.3	87.5	24	41	16G16FX 455	£16.12	€ 18.22

JIC 37° FJX45S



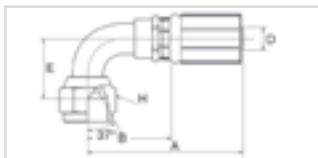
Female JIC swivel. 37° inverted cone.

45° swept elbow. Short drop (-4 to -16 drop dimensions meet ISO 12151-5).

www.flowfitonline.com
TECH. DATA SHEET
GH01

D				A	B	E	H	REF.	NETT. PRICE	
SIZE	DN	"		mm	mm	mm	mm	G	£ STERLING	€ EUROS
-4	6	1/4	7/16" - 20 UNF	70.	44.	10.0	14.0	4G4FX 455	£5.20	€ 5.88
-4	6	1/4	1/2" - 20 UNF	66.	40.	11.0	17.0	4G5FX 45-011	£7.11	€ 8.04
-4	6	1/4	9/16" - 18 UNF	78.	52.	11.0	19.0	4G6FX 455	£4.46	€ 5.04
-5	8	5/16	1/2" - 20 UNF	68.	40.	11.0	17.0	5G5FX 45-011	£13.67	€ 15.45
-5	8	5/16	9/16" - 18 UNF	72.	44.	11.0	19.0	5G6FX 455	£6.00	€ 6.78
-6	10	3/8	7/16" - 20 UNF	73.	45.	10.0	14.0	6G4FX 455	£5.64	€ 6.37
-6	10	3/8	9/16" - 18 UNF	78.	50.	11.0	19.0	6G6FX 455	£4.39	€ 4.96
-6	10	3/8	3/4" - 16 UNF	89.	62.	15.0	24.0	6G8FX 455	£5.64	€ 6.37
-8	12	1/2	3/4" - 16 UNF	87.	50.	15.0	24.0	8G8FX 455	£5.71	€ 6.46
-8	12	1/2	7/8" - 14 UNF	97.	59.	16.0	27.0	8G10FX 455	£7.17	€ 8.10
-10	16	5/8	7/8" - 14 UNF	96.	59.0	16.0	27.0	10G10FX 455	£6.56	€ 7.41
-10	16	5/8	1.1/16" - 12 UN	116.0	79.	21.0	32.0	10G12FX 455	£8.81	€ 9.95
-12	20	3/4	7/8" - 14 UNF	116.	65.	19.0	27.0	12G10FX 455	£35.52	€ 40.14
-12	20	3/4	1.1/16" - 12 UN	129.	78.	21.0	32.0	12G12FX 455	£9.85	€ 11.13
-12	20	3/4	1.5/16" - 12 UN	133.	82.	24.0	41.0	12G16FX 455	£22.55	€ 25.48
-16	25	1	1.5/16" - 12 UN	144.	88.	24.0	41.0	16G16FX 455	£16.12	€ 18.22
-20	32	1.1/4	1.5/8" - 12 UN	169.0	110.0	35.0	51.	20G20FX 45	£37.95	€ 42.88

JIC 37° FJX90S



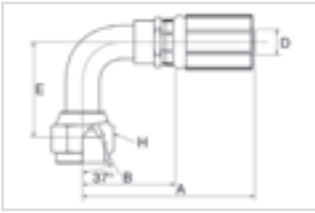
Female JIC swivel. 37° inverted cone. 90° swept elbow.

Short drop (-4 to -16 drop dimensions meet ISO 12151-5).

www.flowfitonline.com
TECH. DATA SHEET
GH01

D				A	B	E	H	REF.	NETT. PRICE	
SIZE	DN	"		mm	mm	mm	mm	G	£ STERLING	€ EUROS
-4	6	1/4	7/16" - 20 UNF	63.1	37.1	21	14	4G4FJX905	£5.05	€ 5.70
-4	6	1/4	1/2" - 20 UNF	62.2	36.2	23	17	4G5FJX90-023	£6.83	€ 7.71
-4	6	1/4	9/16" - 18 UNF	70.5	44.4	23	19	4G6FJX905	£4.66	€ 5.27
-5	8	5/16	9/16" - 18 UNF	75.2	47.2	23	19	5G6FJX905	£20.19	€ 22.82
-6	10	3/8	7/16" - 20 UNF	66.1	38.2	21	14	6G4FJX905	£5.64	€ 6.37
-6	10	3/8	9/16" - 18 UNF	74.2	46.3	23	19	6G6FJX905	£4.36	€ 4.92
-6	10	3/8	3/4" - 16 UNF	82.6	54.7	29	24	6G8FJX905	£5.44	€ 6.14
-8	12	1/2	9/16" - 18 UNF	77.3	39.9	41	24	8G6FJX905	£6.28	€ 7.09
-8	12	1/2	3/4" - 16 UNF	81	43.5	29	24	8G8FJX905	£5.16	€ 5.83
-8	12	1/2	7/8" - 14 UNF	93.3	55.8	32	27	8G10FJ X905	£7.09	€ 8.01
-8	12	1/2	1.1/16" - 12 UN	107.5	70	48	32	8G12FJ X905	£17.48	€ 19.75
-10	16	5/8	7/8" - 14 UNF	89	51.5	36	27	10G10FJX90-036	£7.16	€ 8.09
-10	16	5/8	1.1/16" - 12 UN	106.1	68.6	48	32	10G12FJ X905	£8.81	€ 9.95
-12	20	3/4	1.1/16" - 12 UN	122.4	71.4	48	32	12G12FJ X905	£9.29	€ 10.49
-12	20	3/4	1.3/16" - 12 UN	124	73	54	36	12G14FJX90-054	£15.23	€ 17.21
-12	20	3/4	1.5/16" - 12 UN	132.7	81.7	56	41	12G16FJ X905	£26.21	€ 29.62
-16	25	1	1.5/16" - 12 UN	145.6	88.8	56	41	16G16FJX905	£15.57	€ 17.60
-16	25	1	1.5/8" - 12 UN	167	110.2	75	50.8	16G20FJX905	£31.35	€ 35.43

JIC 37° FJX90M

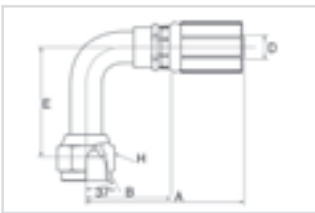


Female JIC swivel. 37° inverted cone. 90° swept elbow.
Medium drop (-4 to -20 drop dimensions meet ISO 12151-5).

www.flowfitonline.com
TECH. DATA SHEET
GH01

SIZE	D			A	B	E	H	REF.	NETT. PRICE	
	DN	"							G	£ STERLING
-4	6	1/4	7/16" - 20 UNF	63.	37.	32.0	14.0	4G4FJX90M	£5.20	€ 5.88
-4	6	1/4	1/2" - 20 UNF	57.	31.	32.0	17.0	4G5FJX90M	£6.29	€ 7.10
-4	6	1/4	9/16" - 18 UNF	65.	39.	38.0	19.0	4G6FJX90M	£5.90	€ 6.67
-5	8	5/16	1/2" - 20 UNF	56.0	28.0	29.	16.	5G5FJX90M	£8.22	€ 9.28
-5	8	5/16	9/16" - 18 UNF	76.0	48.0	38.0	19.0	5G6FJX90M	£6.13	€ 6.92
-6	10	3/8	9/16" - 18 UNF	74.	46.	38.0	19.0	6G6FJX90M	£4.49	€ 5.08
-6	10	3/8	3/4" - 16 UNF	84.	56.	41.0	24.0	6G8FJX90M	£5.59	€ 6.31
-6	10	3/8	7/8" - 14 UNF	83.	55.	47.0	27.0	6G10FJX90M	£21.49	€ 24.28
-8	12	1/2	3/4" - 16 UNF	77.	40.	41.0	24.0	8G8FJX90M	£5.32	€ 6.01
-8	12	1/2	7/8" - 14 UNF	93.	56.	47.0	27.0	8G10FJX90M	£8.18	€ 9.25
-10	16	5/8	7/8" - 14 UNF	93.	56.	47.0	27.0	10G10FJX90M	£7.38	€ 8.34
-10	16	5/8	1.1/16" - 12 UN	102.	64.	58.0	32.0	10G12FJX90M	£10.17	€ 11.49
-12	20	3/4	7/8" - 14 UNF	114.	63.	47.0	27.0	12G10FJX90M	£28.94	€ 32.70
-12	20	3/4	1.1/16" - 12 UN	122.	71.	58.0	32.0	12G12FJX90M	£9.58	€ 10.83
-16	25	1	1.5/16" - 12 UN	120.0	63.	67.	38.	16G16FJX90M	£16.07	€ 18.16
-20	32	1.1/4	1.5/8" - 12 UN	138.0	79.0	89.	51.	20G20FJX90M	£24.35	€ 27.51
-24	40	1.1/2	1.7/8" - 12 UN	212.0	138.	89.0	60.0	24G51324FJX90-089	£37.18	€ 42.02
-32	50	2	2.1/2" - 12 UN	272.0	180.	140.0	75.0	32G51332FJX90	£44.89	€ 50.73

JIC 37° FJX90L



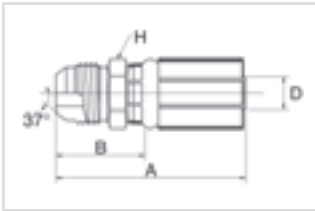
Female JIC swivel. 37° inverted cone. 90° swept elbow.
Long drop (-4 to -20 drop dimensions meet ISO 12151-5).

www.flowfitonline.com
TECH. DATA SHEET
GH01

SIZE	D			A	B	E	H	REF.	NETT. PRICE	
	DN	"							G	£ STERLING
-4	6	1/4	7/16" - 20 UNF	63.1	37.1	46	14	4G4FJX90L	£6.25	€ 7.07
-4	6	1/4	1/2" - 20 UNF	57.2	31.2	46	17	4G5FJX90L	£6.64	€ 7.50
-4	6	1/4	9/16" - 18 UNF	69.3	43.2	54	19	4G6FJX90L	£6.99	€ 7.89
-6	10	3/8	7/16" - 20 UNF	60.2	32.3	46	14	6G4FJX90L	£7.13	€ 8.06
-6	10	3/8	9/16" - 18 UNF	74.2	46.3	54	19	6G6FJX90L	£5.17	€ 5.85
-6	10	3/8	3/4" - 16 UNF	84.5	56.6	64	24	6G8FJX90L	£9.85	€ 11.13
-8	12	1/2	3/4" - 16 UNF	77.3	39.9	64	24	8G8FJX90L	£7.18	€ 8.11
-8	12	1/2	7/8" - 14 UNF	93.3	55.8	70	27	8G10FJX90L	£8.42	€ 9.51
-10	16	5/8	7/8" - 14 UNF	85.9	48.4	70	27	10G10FJX90L	£13.03	€ 14.72
-10	16	5/8	1.1/16" - 12 UN	116.5	79	96	32	10G12FJX90L	£19.00	€ 21.46
-12	20	3/4	1.1/16" - 12 UN	122.4	71.4	96	32	12G12FJX90L	£11.02	€ 12.46
-12	20	3/4	1.3/16" - 12 UN	107.4	56.4	100	36	12G14FJX90-100	£19.31	€ 21.82
-16	25	1	1.5/16" - 12 UN	114.9	58.1	110	38.1	16G16FJX90L	£16.48	€ 18.63
-20	32	1.1/4	1.5/8" - 12 UN	158	99	129	50.8	20G20FJX90L	£28.54	€ 32.24

JIC 37° MJ

www.flowfitonline.com
TECH. DATA SHEET
GH01

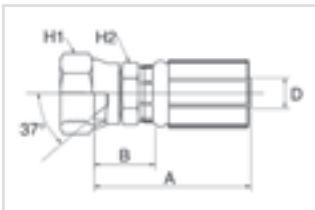


Male J C parallel. 37° cone.

SIZE		D		REF.	A	B	H	NETT. PRICE
DN	"	mm	mm					
-4	6	1/4	7/16" - 20 UNF	4G4MJ	55.5	29.5	14	£2.63 € 2.97
-4	6	1/4	1/2" - 20 UNF	4G5MJ	55.5	29.5	14	£3.74 € 4.23
-4	6	1/4	9/16" - 18 UNF	4G6MJ	56.5	30.5	17	£4.66 € 5.27
-5	8	5/16	1/2" - 20 UNF	5G5MJ	57.5	29.5	17	£4.18 € 4.72
-5	8	5/16	9/16" - 18 UNF	5G6MJ	57.5	29.5	17	£3.69 € 4.17
-6	10	3/8	9/16" - 18 UNF	6G6MJ	58.5	30.6	17	£2.70 € 3.05
-6	10	3/8	3/4" - 16 UNF	6G8MJ	63	35.1	19	£3.20 € 3.62
-6	10	3/8	7/8" - 14 UNF	6G10MJ	67	39.1	24	£4.98 € 5.63
-8	12	1/2	3/4" - 16 UNF	8G8MJ	71.5	34	22	£3.48 € 3.93
-8	12	1/2	7/8" - 14 UNF	8G10MJ	74	36.5	24	£3.98 € 4.49
-8	12	1/2	1.1/16" - 12 UN	8G12MJ	81	43.5	27	£7.01 € 7.92
-10	16	5/8	3/4" - 16 UNF	10G8MJ	74.5	37	24	£13.39 € 15.13
-10	16	5/8	7/8" - 14 UNF	10G10MJ	77	39.5	24	£5.43 € 6.13
-10	16	5/8	1.1/16" - 12 UN	10G12MJ	81	43.5	27	£7.41 € 8.37
-12	20	3/4	1.1/16" - 12 UN	12G12MJ	94.5	43.5	27	£6.07 € 6.86
-12	20	3/4	1.3/16" - 12 UN	12G14MJ	95.5	44.5	32	£10.30 € 11.64
-12	20	3/4	1.5/16" - 12 UN	12G16MJ	96	45	36	£8.72 € 9.86
-16	25	1	1.5/16" - 12 UN	16G16MJ	104.5	47.7	36	£8.87 € 10.03
-16	25	1	1.5/8" - 12 UN	16G20MJ	109	52.2	44.5	£24.52 € 27.71
-20	32	1.1/4	1.5/8" - 12 UN	20G20MJ	112.5	53.5	44.5	£34.44 € 38.92
-24	40	1.1/2	1.7/8" - 12 UN	24GSP24MJ	130	56.4	50	£27.27 € 30.82
-32	50	2	2.1/2" - 12 UN	32GSP32MJ	161.1	69.1	65	£36.88 € 41.67

JIS FJISX

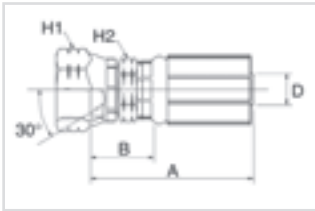
www.flowfitonline.com
TECH. DATA SHEET
GH01



Female Japanese swivel. 30° inverted cone. BSP thread.

SIZE		D		REF.	A	B	H1	H2	NETT. PRICE
DN	"	mm	mm						
-4	6	1/4	G 1/4" - 19 BSP	4G4FJ SX	47.0	21.0	19.	19.	£6.52 € 7.37
-6	10	3/8	G 3/8" - 19 BSP	6G6FJ SX	52.0	24.	22.0	17.0	£6.06 € 6.85
-8	12	1/2	G 1/2" - 14 BSP	8G8FJ SX	68.	30.	27.0	22.0	£7.36 € 8.31
-12	20	3/4	G 3/4" - 14 BSP	12G12FJ SX	81.	30.	36.0	30.0	£12.04 € 13.61
-16	25	1	G 1" - 11 BSP	16G16FJ SX	94.0	37.	41.0	41.0	£16.23 € 18.34

JIS FKX

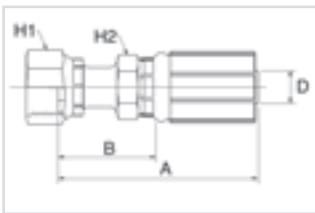


Female Japanese swivel. 30° inverted cone. Metric thread.

www.flowfitonline.com
TECH. DATA SHEET
GH01

SIZE		D	DN	"	REF.	G	NETT. PRICE			
				A	B	H1	H2	£ STERLING	€ EUROS	
				mm	mm	mm	mm			
-4	6	1/4	M14 x 1.5	46.5	20.5	19.1	14.3	4G4FKX	£6.77	€ 7.65
-6	10	3/8	M18 x 1.5	52	24.1	22.2	17.5	6G6FKX	£8.81	€ 7.69
-8	12	1/2	M22 x 1.5	61.5	24	27	22	8G8FKX	£8.83	€ 9.98
-10	16	5/8	M24 x 1.5	63.5	26	32	24	10G10FKX	£8.83	€ 9.98
-12	20	3/4	M30 x 1.5	82.3	31.3	36	30	12G12FKX	£11.45	€ 12.94
-16	25	1	M33 x 1.5	92.5	35.7	41.3	34.9	16G16FKX	£16.60	€ 18.76
-20	32	1.1/4	M36 x 1.5	105	46	50.8	44.5	20G20FKX	£46.11	€ 52.10

SAE FFORX

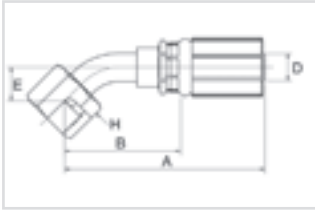


Female SAE flat face 'O' ring swivel.

www.flowfitonline.com
TECH. DATA SHEET
GH01

SIZE		D	DN	"	REF.	G	NETT. PRICE			
				A	B	H1	H2	£ STERLING	€ EUROS	
				mm	mm	mm	mm			
-4	6	1/4	9/16" - 18 UNF	52.7	26.7	17.0	15.0	4G4FFORX	£3.40	€ 3.84
-4	6	1/4	11/16" - 16 UN	51.1	25.1	22.0	15.0	4G6FFORX	£4.92	€ 5.56
-4	6	1/4	13/16" - 16 UN	50.5	24.5	24.0	15.0	4G8FFORX	£10.98	€ 12.41
-5	8	5/16	11/16" - 16 UN	61.5	33.5	22.0	17.0	5G6FFORX	£5.67	€ 6.41
-6	10	3/8	9/16" - 18 UNF	78.3	50.3	17.0	17.0	6G4FFORX	£8.31	€ 9.39
-6	10	3/8	11/16" - 16 UN	58.	28.9	22.0	18.0	6G6FFORX	£4.21	€ 4.76
-6	10	3/8	13/16" - 16 UN	57.	28.6	24.0	18.0	6G8FFORX	£4.71	€ 5.32
-6	10	3/8	13/16" - 16 UN	55.	25.9	30.0	18.0	6G10FFORX	£21.41	€ 24.20
-8	12	1/2	11/16" - 16 UN	95.9	58.4	22.0	22.0	8G6FFORX	£8.44	€ 9.53
-8	12	1/2	13/16" - 16 UN	66.5	31.3	24.0	22.0	8G8FFORX	£4.89	€ 5.52
-8	12	1/2	1" - 14 UNS	70.0	34.8	30.0	22.0	8G10FFORX	£8.55	€ 9.67
-8	12	1/2	1.3/16" - 12 UN	71.5	36.3	36.0	22.0	8G12FFORX	£14.20	€ 16.05
-10	12	5/8	13/16" - 16 UN	97.2	59.7	24.0	24.0	10G8FFORX	£14.51	€ 16.40
-10	16	5/8	1" - 14 UNS	76.0	38.5	30.0	24.0	10G10FFORX	£6.23	€ 7.04
-10	16	5/8	1.3/16" - 12 UN	77.0	39.5	36.0	24.0	10G12FFORX	£14.51	€ 16.40
-12	20	3/4	1" - 14 UNS	95.	44.1	30.0	30.0	12G10FFORX	£17.90	€ 20.23
-12	20	3/4	1.3/16" - 12 UN	92.8	41.8	36.0	30.0	12G12FFORX	£9.19	€ 10.38
-12	20	3/4	1.7/16" - 12 UN	88.3	37.3	41.0	30.0	12G16FFORX	£11.45	€ 12.94
-16	25	1	1.7/16" - 12 UN	110.0	53.2	41.3	41.0	16G16FFORX	£13.54	€ 15.30
-16	25	1	1.11/16" - 12 UN	104.5	47.7	47.6	41.0	16G20FFORX	£35.83	€ 40.49
-20	32	1.1/4	1.11/16" - 12 UN	117.5	58.5	47.6	50.0	20G20FFORX	£37.95	€ 42.88
-24	40	1.1/2	2" - 12 UN	137.0	63.4	60.0	55.0	24G5P24FFORX	£37.18	€ 42.02

SAE FFORX45S



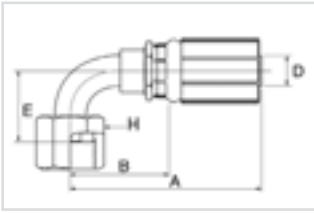
Female SAE flat face O' ring swivel. 45° swept elbow.
Short drop (-4 to -20 drop dimensions meet ISO 12151-5).

SIZE		D		A		B		E		H		REF.	NETT. PRICE	
		DN	"	mm	mm	mm	mm	mm	mm	mm	mm	G	£ STERLING	€ EUROS
-4	6	1/4	9/16" - 18 UNF	65.2	39.2	10	17	4G4FFORX45S	£4.99	€ 5.64				
-4	6	1/4	11/16" - 16 UN	68.5	42.5	11	22	4G6FFORX45S	£5.98	€ 6.76				
-5	8	5/16	11/16" - 16 UN	69.4	41.4	11	22	5G6FFORX45S	£9.85	€ 11.13				
-6	10	3/8	9/16" - 18 UNF	66.1	38.1	10	17	6G4FFORX45S	£13.06	€ 14.76				
-6	10	3/8	11/16" - 16 UN	69.8	41.9	11	22	6G6FFORX45S	£5.53	€ 6.25				
-6	10	3/8	13/16" - 16 UN	85.2	57.3	15	24	6G8FFORX45S	£6.88	€ 7.77				
-8	12	1/2	11/16" - 16 UN	90.7	53.2	11	22	8G6FFORX45S	£13.06	€ 14.76				
-8	12	1/2	13/16" - 16 UN	89	51.6	15	24	8G8FFORX45S	£6.95	€ 7.86				
-8	12	1/2	1" - 14 UNS	101	63.5	16	30	8G1OFFORX45S	£10.32	€ 11.67				
-8	12	1/2	1.3/16" - 12 UN	110.3	72.8	21	36	8G12FFORX45S	£19.79	€ 22.36				
-10	16	5/8	13/16" - 16 UN	96.8	59.3	15	24	10G8FFORX45S	£14.62	€ 16.52				
-10	16	5/8	1" - 14 UNS	100.5	63	16	30	10G1OFFORX45S	£11.84	€ 13.38				
-10	16	5/8	1.3/16" - 12 UN	105.9	68.4	21	36	10G12FFORX45S	£12.66	€ 14.30				
-12	20	3/4	1" - 14 UNS	113	62	16	30	12G1OFFORX45S	£21.32	€ 24.09				
-12	20	3/4	1.3/16" - 12 UN	118.4	67.4	21	36	12G12FFORX45S	£11.49	€ 12.98				
-12	20	3/4	1.7/16" - 12 UN	122	71	24	41	12G16FFORX45S	£20.55	€ 23.23				
-16	25	1	1.3/16" - 12 UN	132.5	75.7	21	36	16G12FFORX45S	£45.66	€ 51.60				
-16	25	1	1.7/16" - 12 UN	146.9	90.1	24	41	16G16FFORX45S	£17.52	€ 19.80				
-20	32	1.1/4	1.11/16" - 12 UN	158	99	25	50	20G2OFFORX45S	£38.51	€ 43.52				



SAE FFORX905

www.flowfitonline.com
TECH. DATA SHEET
GH01

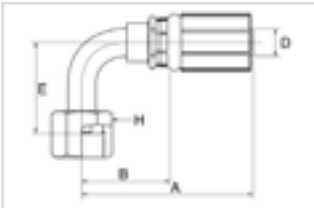


Female SAE flat face 'O' ring swivel. 90° swept elbow.
Short drop (-4 to -20 drop dimensions meet ISO 12151-1).

SIZE		D		REF. G	A mm	B mm	E mm	H mm	NETT. PRICE
DN	"	mm	"						
-4	6	1/4	9/16" - 18 UNF	4G4FFORX905	60.2	34.4	21	17	£6.65 € 7.51
-4	6	1/4	11/16" - 16 UN	4G6FFORX905	63.4	37.4	23	22	£5.81 € 6.56
-5	8	5/16	11/16" - 16 UN	5G6FFORX905	72	44	23	22	£10.04 € 11.34
-6	10	3/8	9/16" - 18 UNF	6G4FFORX905	61.4	33.6	21	17	£8.98 € 10.15
-6	10	3/8	11/16" - 16 UN	6G6FFORX905	72.5	44.6	23	22	£5.57 € 6.29
-6	10	3/8	13/16" - 16 UN	6G8FFORX905	73	45.1	29	24	£6.88 € 7.77
-8	12	1/2	11/16" - 16 UN	8G6FFORX905	83.5	46	23	22	£18.48 € 20.88
-8	12	1/2	13/16" - 16 UN	8G8FFORX905	83.9	46.5	29	24	£6.90 € 7.80
-8	12	1/2	1" - 14 UNS	8G10FFORX905	92.9	55.4	32	30	£7.83 € 8.85
-8	12	1/2	1.3/16" - 12 UN	8G12FFORX905	102.9	65.4	48	36	£19.79 € 22.36
-10	16	5/8	13/16" - 16 UN	10G8FFORX905	92.4	54.9	29	24	£14.62 € 16.52
-10	16	5/8	1" - 14 UNS	10G10FFORX905	92.5	55	32	30	£13.17 € 14.88
-10	16	5/8	1.3/16" - 12 UN	10G12FFORX905	96.3	58.8	48	36	£15.18 € 17.15
-12	20	3/4	1" - 14 UNS	12G10FFORX905	104	53	32	30	£34.98 € 39.53
-12	20	3/4	1.3/16" - 12 UN	12G12FFORX905	109	58	48	36	£11.35 € 12.83
-12	20	3/4	1.7/16" - 12 UN	12G16FFORX905	128.5	77.5	56	41	£26.42 € 29.85
-16	25	1	1.3/16" - 12 UN	16G12FFORX905	129.4	72.6	48	36	£44.62 € 50.42
-16	25	1	1.7/16" - 12 UN	16G16FFORX905	129.9	73.1	56	41	£17.87 € 20.19
-20	32	1.1/4	1.11/16" - 12 UN	20G20FFORX905	150	91	64	50	£30.74 € 34.74

SAL FFORX90M

www.flowfitonline.com
TECH. DATA SHEET
GH01

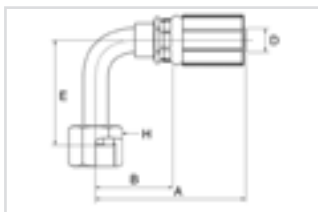


Female SAE flat face 'O' ring swivel. 90° swept elbow.
Medium drop (-4 to -20 drop dimensions meet ISO 12151-1).

SIZE		D		REF. G	A mm	B mm	E mm	H mm	NETT. PRICE
DN	"	mm	"						
-4	6	1/4	9/16" - 18 UNF	4G4FFORX90M	56.2	30.2	32	17	£4.41 € 4.98
-4	6	1/4	11/16" - 16 UN	4G6FFORX90M	63.4	37.4	38	22	£5.98 € 6.76
-6	10	3/8	11/16" - 16 UN	6G6FFORX90M	63.6	35.7	38	22	£5.54 € 6.26
-6	10	3/8	13/16" - 16 UN	6G8FFORX90M	68.5	40.6	41	24	£6.88 € 7.77
-8	12	1/2	13/16" - 16 UN	8G8FFORX90M	83.9	46.5	41	24	£6.49 € 7.33
-8	12	1/2	1" - 14 UNS	8G10FFORX90M	93.2	55.7	47	30	£7.74 € 8.74
-10	16	5/8	1" - 14 UNS	10G10FFORX90M	92.8	55.3	47	30	£11.72 € 13.25
-12	20	3/4	1.3/16" - 12 UN	12G12FFORX90M	109	58	58	36	£11.70 € 13.22
-16	25	1	1.7/16" - 12 UN	16G16FFORX90M	129.9	73.1	71	41	£18.50 € 20.90
-16	25	1	1.11/16" - 12 UN	16G20FFORX90M	156	99.2	78	50	£41.79 € 47.22
-20	32	1.1/4	1.11/16" - 12 UN	20G20FFORX90M	140	81	78	50	£41.26 € 46.62

SAE FFORX90L

www.flowfitonline.com
TECH. DATA SHEET
GH01

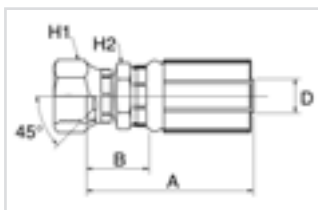


Female SAE flat face 'O' ring swivel. 90° swept elbow.
Long drop (-4 to -20 drop dimensions meet ISO 12151-1).

D				A	B	E	H	REF.	NETT. PRICE	
SIZE	DN	"		mm	mm	mm	mm	G	£ STERLING	€ EUROS
-4	6	1/4	9/16" - 18 UNF	56.2	30.2	46	17	4G4FFORX90L	£8.24	€ 9.31
-4	6	1/4	11/16" - 16 UN	61.6	35.6	54	22	4G6FFORX90L	£7.62	€ 8.61
-4	6	1/4	13/16" - 16 UN	67.1	41.1	64	24	4G8FFORX90L	£19.59	€ 22.14
-6	10	3/8	11/16" - 16 UN	69.3	41.4	54	22	6G6FFORX90L	£6.36	€ 7.19
-6	10	3/8	13/16" - 16 UN	69	41.1	64	24	6G8FFORX90L	£7.92	€ 8.95
-8	12	1/2	13/16" - 16 UN	83.9	46.5	64	24	8G8FFORX90L	£10.10	€ 11.42
-8	12	1/2	1" - 14 UNS	90.6	53.1	70	30	8G1OFFORX90L	£11.83	€ 13.37
-10	16	5/8	13/16" - 16 UN	92.4	54.9	64	24	10G8FFORX90L	£14.62	€ 16.52
-10	16	5/8	1" - 14 UNS	90.2	52.7	70	30	10G1OFFORX90L	£15.45	€ 17.46
-12	20	3/4	1.3/16" - 12 UN	118.2	67.2	96	36	12G12FFORX90L	£19.48	€ 22.02
-16	25	1	1.7/16" - 12 UN	129.9	73.1	114	41	16G16FFORX90L	£31.29	€ 35.36
-20	32	1.1/4	1.11/16" - 12 UN	140	81	129	50	20G2OFFORX90L	£41.79	€ 47.22

SAE 45° FSX

www.flowfitonline.com
TECH. DATA SHEET
GH01

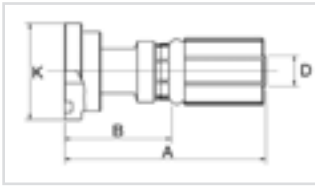


Female SAE swivel. 45° inverted cone.

D				A	B	H1	H2	REF.	NETT. PRICE	
SIZE	DN	"		mm	mm	mm	mm	G	£ STERLING	€ EUROS
-4	6	1/4	7/16" - 20 UNF	48	22	14.3	12.7	4G4FSX	£7.77	€ 8.78
-4	6	1/4	1/2" - 20 UNF	46.5	20.5	17.5	12.7	4G5FSX	£8.86	€ 10.01
-4	6	1/4	5/8" - 18 UNF	48.5	22.5	19.1	15.9	4G6FSX	£5.01	€ 5.67
-5	8	5/16	5/8" - 18 UNF	52	24	19.1	15.9	5G6FSX	£20.88	€ 23.60
-6	10	3/8	5/8" - 18 UNF	52	24.1	19.1	15.9	6G6FSX	£4.31	€ 4.88
-6	10	3/8	3/4" - 16 UNF	51.5	23.5	22.2	17.5	6G8FSX	£4.75	€ 5.37
-8	12	1/2	3/4" - 16 UNF	60	22.5	22.2	20.6	8G8FSX	£5.54	€ 6.26
-8	12	1/2	7/8" - 14 UNF	63	25.5	27	20.6	8G1OFSX	£5.61	€ 6.34
-12	20	3/4	1.1/16" - 14 UNS	78.5	27.5	31.8	27	12G12FSX	£9.64	€ 10.89

SAE FL

SAE 'O' ring flange. Code 61.

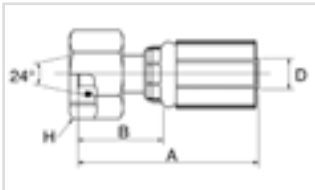


www.flowfitonline.com
TECH. DATA SHEET
GH01

D				A	B	K	KIT	REF.		
SIZE	DN	"		mm	mm	mm	mm	G	NETT. PRICE	
									£ STERLING	€ EUROS
-8	12	1/2	1/2"	80	42.5	30.2	8 PA-FL	8G8FL	£8.29	€ 9.37
-8	12	1/2	3/4"	80	42.5	38.1	12 PA-FL	8G12FL	£19.22	€ 21.72
-10	16	5/8	3/4"	98	60.5	38.1	12 PA-FL	10G12FL	£21.21	€ 23.97
-12	20	3/4	3/4"	98	47	38.1	12 PA-FL	12G12FL	£9.38	€ 10.60
-12	20	3/4	1"	88.8	37.8	44.5	16 PA-FL	12G16FL	£13.17	€ 14.88
-16	25	1	1"	105	48.2	44.5	16 PA-FL	16G16FL	£12.46	€ 14.07
-16	25	1	1.1/4"	105	48.2	50.8	20 PA-FL	16G20FL	£21.43	€ 24.22
-16	25	1	1.1/2"	96	39.2	60.3	24 PA-FL	16G24FL	£22.80	€ 25.76
-20	32	1.1/4	1.1/4"	112.5	53.5	50.8	20 PA-FL	20G20FL	£37.11	€ 41.93
-20	32	1.1/4	1.1/2"	117.5	58.5	60.3	24 PA-FL	20G24FL	£37.68	€ 42.58
-24	40	1.1/2	1.1/2"	152.9	79.3	60.3	24PA-FL	24GSP24FL	£18.57	€ 20.99
-24	40	1.1/2	2"	152.9	79.3	71.4	32PA-FL	24GSP32FL	£35.98	€ 40.65
-32	50	2	2"	159.3	67.3	71.4	32PA-FL	32GSP32FL	£24.13	€ 27.26

DIN 24° FDLORX

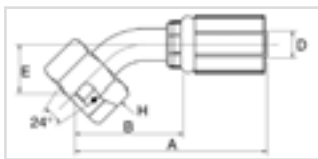
Female DIN 'CY ring swivel. 24° cone. Light series.



www.flowfitonline.com
TECH. DATA SHEET
GH01

D				A	B	H	REF.			
SIZE	DN	"		mm	mm	mm	G	NETT. PRICE		
									£ STERLING	€ EUROS
-4	6	1/4	M12 x 1.5	51.8	28.8	14	4G6FDLORX	£4.45	€ 5.03	
-4	6	1/4	M14 x 1.5	55.7	29.7	17	4G8FDLORX	£2.45	€ 2.77	
-4	6	1/4	M16 x 1.5	55.3	29.3	19	4G10FDLORX	£2.86	€ 3.23	
-4	6	1/4	M18 x 1.5	55.7	29.7	22	4G12FDLORX	£3.95	€ 4.47	
-5	8	5/16	M14 x 1.5	52	28.4	17	5G8FDLORX	£5.22	€ 5.89	
-5	8	5/16	M16 x 1.5	53.9	29.7	19	5G10FDLORX	£2.95	€ 3.33	
-5	8	5/16	M18 x 1.5	58.5	30	22	5G12FDLORX	£3.57	€ 4.04	
-6	10	3/8	M16 x 1.5	57.1	29.2	19	6G10FDLORX	£3.41	€ 3.86	
-6	10	3/8	M18 x 1.5	57.8	29.9	22	6G12FDLORX	£2.70	€ 3.05	
-6	10	3/8	M20 x 1.5	60.4	32.5	24	6G14FDLORX	£4.35	€ 4.91	
-6	10	3/8	M22 x 1.5	56.7	28.8	27	6G15FDLORX	£5.77	€ 6.52	
-8	12	1/2	M18 x 1.5	70.2	32.7	22	8G12FDLORX	£6.20	€ 7.01	
-8	12	1/2	M22 x 1.5	67	29.5	27	8G15FDLORX	£3.84	€ 4.34	
-8	12	1/2	M26 x 1.5	67.9	30.4	32	8G18FDLORX	£9.30	€ 10.50	
-10	16	5/8	M26 x 1.5	67.8	30.3	32	10G18FDLORX	£5.18	€ 5.86	
-12	20	3/4	M26 x 1.5	83.8	32.8	32	12G18FDLORX	£14.79	€ 16.71	
-12	20	3/4	M30 x 2.0	85.8	34.8	36	12G22FDLORX	£7.53	€ 8.50	
-16	25	1	M36 x 2.0	81.6	36.7	41	16G28FDLORX	£11.98	€ 13.54	
-20	32	1.1/4	M45 x 2.0	90.4	44.1	50	20G35FDLORX	£33.96	€ 38.38	
-24	40	1.1/2	M52 x 2.0	135.7	62	60	24GSP42FDLORX	£30.23	€ 34.16	

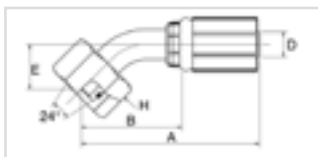
DIN 24° FDLORX45



Female DIN 'O' ring swivel. 24° cone. Light series.
45° swept elbow. Drop dimensions meet ISO 12151-2.

D			A B E H				REF.			
SIZE	DN	"	mm	mm	mm	mm	G	NETT. PRICE		
								£ STERLING	€ EUROS	
-4	6	1/4	M12 x 1.5	65.5	39.5	16.9	14	4G6FDLORX45	£8.60	€ 9.71
-4	6	1/4	M14 x 1.5	62.6	36.5	16.2	19	4G8FDLORX45	£4.61	€ 5.21
-4	6	1/4	M16 x 1.5	64.4	38.3	17.9	19	4G10FDLORX45	£5.97	€ 6.74
-4	6	1/4	M18 x 1.5	66.7	40.7	18.3	22	4G12FDLORX45	£6.69	€ 7.56
-5	8	5/16	M14 x 1.5	67.1	39.1	16.9	17	5G8FDLORX45	£11.40	€ 12.88
-5	8	5/16	M16 x 1.5	63.4	39.3	17.1	19	5G10FDLORX45	£4.77	€ 5.39
-5	8	5/16	M18 x 1.5	67.7	39.7	18.9	22	5G12FDLORX45	£7.98	€ 9.02
-6	10	3/8	M16 x 1.5	68.5	40.5	18.6	19	6G10FDLORX45	£5.98	€ 6.76
-6	10	3/8	M18 x 1.5	68.8	40.9	18.9	22	6G12FDLORX45	£4.71	€ 5.32
-6	10	3/8	M22 x 1.5	72.3	44.4	22.5	27	6G15FDLORX45	£7.14	€ 8.07
-8	12	1/2	M18 x 1.5	92.9	55.4	29.7	22	8G12FDLORX45	£12.18	€ 13.76
-8	12	1/2	M22 x 1.5	84.6	47.1	20.2	27	8G15FDLORX45	£5.96	€ 6.73
-8	12	1/2	M26 x 1.5	94.9	57.2	26.9	32	8G18FDLORX45	£17.78	€ 20.09
-10	16	5/8	M26 x 1.5	93.5	56	24.8	32	10G18FDLORX45	£8.71	€ 9.85
-12	20	3/4	M30 x 2.0	104.6	66.1	29.8	36	12G22FDLORX45	£15.68	€ 17.72
-16	25	1	M36 x 2.0	135.4	78.8	30.9	41	16G28FDLORX45	£28.14	€ 31.80
-20	32	1.1/4	M45 x 2.0	152.4	93.4	37.5	50	20G35FDLORX45	£43.85	€ 49.55
-24	40	1.1/2	M52 x 2.0	208.9	135.2	44	60	24G51342FDLORX45	£41.06	€ 46.40

DIN 24° FDLORX90



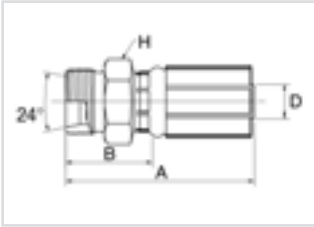
Female DIN 'O' ring swivel. 24° cone. Light series.
90° swept elbow. Drop dimensions meet ISO 12151-2.

D			A B E H				REF.			
SIZE	DN	"	mm	mm	mm	mm	G	NETT. PRICE		
								£ STERLING	€ EUROS	
-4	6	1/4	M12 x 1.5	58.	32.	35.0	14.0	4G6FDLORX90	£7.25	€ 8.19
-4	6	1/4	M14x 1.5	58.	32.	35.0	17.0	4G8FDLORX90	£4.61	€ 5.21
-4	6	1/4	M16 x 1.5	58.	32.	37.	19.0	4G10FDLORX90	£5.30	€ 5.99
-4	6	1/4	M18 x 1.5	60.	34.	37.0	22.0	4G12FDLORX90	£7.00	€ 7.91
-5	8	5/16	M14x 1.5	61.	33.	35.0	17.0	5G8FDLORX90	£7.70	€ 8.70
-5	8	5/16	M16 x 1.5	63.	34.	37.	19.0	5G10FDLORX90	£5.14	€ 5.81
-5	8	5/16	M15 x 1.5	59.0	31.0	37.0	22.0	5G12FDLORX90	£6.43	€ 7.27
-6	10	3/8	M16 x 1.5	60.	32.	37.	19.0	6G10FDLORX90	£6.20	€ 7.01
-6	10	3/8	M18 x 1.5	60.	32.	37.0	22.0	6G12FDLORX90	£5.05	€ 5.70
-6	10	3/8	M22 x 1.5	60.	32.	42.0	27.0	6G15FDLORX90	£7.57	€ 8.55
-8	12	1/2	M18 x 1.5	74.	37.	53.	22.0	8G12FDLORX90	£11.78	€ 13.31
-8	12	1/2	M22 x 1.5	78.	40.	42.0	27.0	8G15FDLORX90	£6.33	€ 7.15
-8	12	1/2	M26 x 1.5	82.	44.0	52.	32.0	8G18FDLORX90	£18.14	€ 20.49
-10	16	5/8	M26 x 1.5	85.	48.	52.	32.0	10G18FDLORX90	£8.46	€ 9.56
-12	20	3/4	M26 x 1.5	100.	49.	52.	32.0	12G18FDLORX90	£29.56	€ 33.41
-12	20	3/4	M30 x 2.0	107.	56.	62.0	36.0	12G22FDLORX90	£11.10	€ 12.54
-16	25	1	M36 x 2.0	131.	74.	70.0	41.0	16G28FDLORX90	£22.30	€ 25.20
-20	32	1.1/4	M45 x 2.0	142.	83.	80.0	50.0	20G35FDLORX90	£43.85	€ 49.55
-24	40	1.1/2	M52 x 2.0	195.	121.0	92.0	60.0	24GSP42FDLORX90	£41.47	€ 46.86

DIN 24° MDL

Male DIN parallel. 24° inverted cone. Light series. 24°

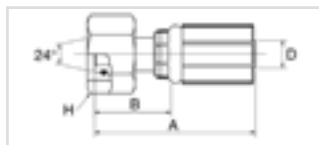
www.flowfitonline.com
TECH. DATA SHEET
GH01



SIZE		D	DN	"		A	B	H	REF.	NETT. PRICE	
						mm	mm	mm	G	£ STERLING	€ EUROS
-4	6	1/4	M12 x 1.5	45.8	19.8	14	4G6MDL	£3.46	€ 3.90		
-4	6	1/4	M14 x 1.5	46.8	20.8	17	4G8MDL	£3.89	€ 4.40		
-4	6	1/4	M16 x 1.5	47.8	21.8	17	4G10MDL	£5.07	€ 5.73		
-4	6	1/4	M18 x 1.5	50	24	19	4G12MDL	£6.02	€ 6.80		
-5	8	5/16	M14 x 1.5	48.8	20.8	17	5G8MDL	£6.14	€ 6.94		
-5	8	5/16	M16 x 1.5	49.8	21.8	17	5G10MDL	£3.32	€ 3.75		
-5	8	5/16	M18 x 1.5	50.8	22.8	19	5G12MDL	£7.29	€ 8.24		
-6	10	3/8	M16 x 1.5	49.8	21.9	17	6G10MDL	£3.47	€ 3.92		
-6	10	3/8	M18 x 1.5	50.8	22.9	19	6G12MDL	£3.45	€ 3.89		
-6	10	3/8	M22 x 1.5	51.8	23.9	24	6G15MDL	£4.31	€ 4.88		
-8	12	1/2	M18 x 1.5	60.6	23.1	22	8G12MDL	£5.40	€ 6.10		
-8	12	1/2	M22 x 1.5	61.5	24	24	8G15MDL	£3.74	€ 4.23		
-8	12	1/2	M26 x 1.5	63	25.5	27	8G18MDL	£7.32	€ 8.28		
-10	16	5/8	M26 x 1.5	62.5	25	27	10G18MDL	£5.82	€ 6.58		
-12	20	3/4	M26 x 1.5	75.9	24.9	27	12G18MDL	£6.56	€ 7.41		
-12	20	3/4	M30 x 2.0	78	27	32	12G22MDL	£7.91	€ 8.94		
-16	25	1	M36 x 2.0	87.2	30.4	41	16G28MDL	£12.64	€ 14.28		
-20	32	1.1/4	M45 x 2.0	94.1	35.1	46	20G35MDL	£30.80	€ 34.81		
-24	40	1.1/2	M52 x 2.0	120	46.4	55	24G51342MDL	£28.94	€ 32.70		



DIN 24° FDHORX

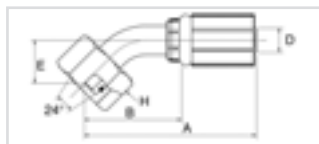


Female DIN 'CY' ring swivel. 24° cone. Heavy series.

www.flowfitonline.com
TECH. DATA SHEET
GH01

D		A		B		H		REF.	
SIZE	DN	"	mm	mm	mm	mm	G	NETT. PRICE	
								£ STERLING	€ EUROS
-4	6	1/4	M14 x 1.5	51.8	25.8	17	4G6FDHORX	£3.84	€ 4.34
-4	6	1/4	M16 x 1.5	54.4	28.4	19	4G8FDHORX	£3.04	€ 3.44
-4	6	1/4	M18 x 1.5	55.3	29.3	22	4G10FDHORX	£3.26	€ 3.69
-4	6	1/4	M20 x 1.5	55.7	29.7	24	4G12FDHORX	£3.55	€ 4.01
-5	8	5/16	M18 x 1.5	58	29.9	22	5G10FDHORX	£3.63	€ 4.10
-5	8	5/16	M20 x 1.5	58	30	24	5G12FDHORX	£3.38	€ 3.82
-5	8	5/16	M22 x 1.5	58	30	27	5G14FDHORX	£19.31	€ 21.82
-6	10	3/8	M18 x 1.5	57.1	29.2	22	6G10FDHORX	£4.81	€ 5.44
-6	10	3/8	M20 x 1.5	57.8	29.9	24	6G12FDHORX	£3.31	€ 3.74
-6	10	3/8	M22 x 1.5	60.4	32.5	27	6G14FDHORX	£3.92	€ 4.43
-8	12	1/2	M20 x 1.5	70.2	32.7	24	8G12FDHORX	£5.32	€ 6.01
-8	12	1/2	M22 x 1.5	70	32.5	27	8G14FDHORX	£17.68	€ 19.98
-8	12	1/2	M24 x 1.5	71.1	33.6	30	8G16FDHORX	£4.46	€ 5.04
-8	12	1/2	M30 x 2.0	75.5	38	36	8G20FDHORX	£15.00	€ 16.95
-10	16	5/8	M24 x 1.5	71.9	34.4	30	10G16FDHORX	£11.89	€ 13.44
-10	16	5/8	M30 x 2.0	75.7	38.2	36	10G20FDHORX	£6.67	€ 7.53
-12	20	3/4	M30 x 2.0	91.7	40.7	36	12G20FDHORX	£12.87	€ 14.54
-12	20	3/4	M36 x 2.0	96.1	45.1	46	12G25FDHORX	£9.77	€ 11.04
-16	25	1	M36 x 2.0	102.5	45.7	46	16G25FDHORX	£18.36	€ 20.75
-16	25	1	M42 x 2.0	106	49.2	50	16G30FDHORX	£15.35	€ 17.34
-20	32	1.1/4	M52 x 2.0	116.8	57.8	60	20G38FDHORX	£36.18	€ 40.88
-24	40	1.1/2	M52 x 2.0	150	76.3	60	24GSP38FDHORX	£33.75	€ 38.14

DIN 24° FDHORX45

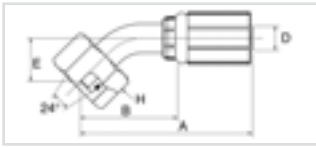


Female DIN 'O' ring swivel. 24° cone. Heavy series.
45° swept elbow. Drop dimensions meet ISO 12151-2.

www.flowfitonline.com
TECH. DATA SHEET
GH01

D		A		B		E		H		REF.	
SIZE	DN	"	mm	mm	mm	mm	mm	mm	G	NETT. PRICE	
										£ STERLING	€ EUROS
-4	6	1/4	M16 x 1.5	62.6	36.5	16.2	19	4G8FDHORX45	£6.35	€ 7.17	
-4	6	1/4	M18 x 1.5	64.4	38.3	17.9	22	4G10FDHORX45	£5.82	€ 6.58	
-4	6	1/4	M20 x 1.5	66.7	40.7	18.3	24	4G12FDHORX45	£4.97	€ 5.62	
-5	8	5/16	M18 x 1.5	67.3	39.3	17.1	22	5G10FDHORX45	£8.43	€ 9.52	
-5	8	5/16	M20 x 1.5	67.7	39.7	18.9	24	5G12FDHORX45	£7.53	€ 8.50	
-6	10	3/8	M18 x 1.5	68.5	40.5	18.6	22	6G10FDHORX45	£9.18	€ 10.37	
-6	10	3/8	M20 x 1.5	68.8	40.9	18.9	24	6G12FDHORX45	£5.52	€ 6.24	
-6	10	3/8	M22 x 1.5	70.9	43	21	27	6G14FDHORX45	£15.13	€ 17.09	
-8	12	1/2	M22 x 1.5	91.5	54	27.1	27	8G14FDHORX45	£24.74	€ 27.96	
-8	12	1/2	M24 x 1.5	86	48.5	21.6	30	8G16FDHORX45	£7.54	€ 8.52	
-10	16	5/8	M30 x 2.0	93.1	55.7	24.9	36	10G20FDHORX45	£12.65	€ 14.29	
-12	20	3/4	M30 x 2.0	109.4	58.4	24.9	36	12G20FDHORX45	£23.04	€ 26.04	
-12	20	3/4	M36 x 2.0	118.6	67.6	31.2	46	12G25FDHORX45	£20.62	€ 23.30	
-16	25	1	M36 x 2.0	146.5	89.7	35.1	46	16G25FDHORX45	£27.23	€ 30.77	
-16	25	1	M42 x 2.0	139.8	83	35.1	50	16G30FDHORX45	£29.28	€ 33.08	
-20	32	1.1/4	M52 x 2.0	166.9	107.9	42.5	60	20G38FDHORX45	£47.40	€ 53.57	
-24	40	1.1/2	M52 x 2.0	208.9	135.2	44	60	24GSP38FDHORX45	£44.94	€ 50.79	

DIN 24° FDHORX90

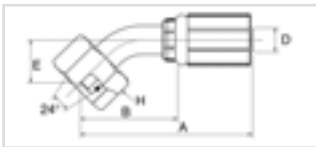


Female DIN 'O' ring swivel. 24° cone. Heavy series.
90° swept elbow. Drop dimensions meet ISO 12151-2.

www.flowfitonline.com
TECH. DATA SHEET
GH01

SIZE		D	DN	"		A	B	E	H	REF.	NETT. PRICE
					mm	mm	mm	mm	G		£ STERLING € EUROS
-4	6	1/4	M14 x 1.5	57.6	31.5	35	17	4G6FDHORX90	£6.07	€ 6.86	
-4	6	1/4	M16 x 1.5	57.5	31.5	35	19	4G8FDHORX90	£5.20	€ 5.88	
-4	6	1/4	M18x 1.5	57.6	31.5	36.5	22	4G10FDHORX90	£5.13	€ 5.80	
-4	6	1/4	M20x 1.5	59.6	33.5	37	24	4G12FDHORX90	£4.97	€ 5.62	
-5	8	5/16	M18x 1.5	62.5	34.4	36.5	22	5G10FDHORX90	£7.85	€ 8.88	
-5	8	5/16	M20x 1.5	59	31	37	24	5G12FDHORX90	£5.89	€ 6.66	
-5	8	5/16	M22 x 1.5	59	31	40	27	5G14FDHORX90	£21.21	€ 23.97	
-6	10	3/8	M18x 1.5	60.1	32.2	36.5	22	6G10FDHORX90	£8.68	€ 9.81	
-6	10	3/8	M20x 1.5	60.1	32.2	37	24	6G12FDHORX90	£5.53	€ 6.25	
-6	10	3/8	M22 x 1.5	60.1	32.2	40	27	6G14FDHORX90	£9.60	€ 10.85	
-8	12	1/2	M24 x 1.5	77.9	40.4	44	30	8G16FDHORX90	£7.54	€ 8.52	
-10	16	5/8	M30 x 2.0	84.1	46.6	51	36	10G20FDHORX90	£11.25	€ 12.71	
-12	20	3/4	M30 X 2.0	100.3	49.3	51	36	12G20FDHORX90	£23.04	€ 26.04	
-12	20	3/4	M36 x 2.0	107.3	56.3	64	46	12G25FDHORX90	£15.62	€ 17.66	
-16	25	1	M36 x 2.0	137.8	81	76	46	16G25FDHORX90	£27.23	€ 30.77	
-16	25	1	M42 x 2.0	131.1	74.3	76	50	16G30FDHORX90	£27.67	€ 31.26	
-20	32	1.1/4	M52 x 2.0	151.4	92.4	87	60	20G38FDHORX90	£53.14	€ 60.05	
-24	40	1.1/2	M52 x 2.0	194.6	121	92	60	24GSP38FDHORX90	£51.19	€ 57.84	

DIN 24°

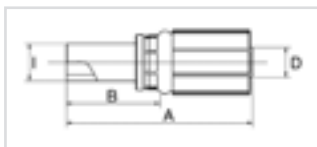


Male DIN parallel. 24° inverted cone. Heavy series. 24°

www.flowfitonline.com
TECH. DATA SHEET
GH01

SIZE		D	DN	"		A	B	H	REF.	NETT. PRICE
					mm	mm	mm	G		£ STERLING € EUROS
-4	6	1/4	M16 x 1.5	53	27	17	4G8MDH	£5.69	€ 6.43	
-4	6	1/4	M18 x 1.5	52.5	26.5	19	4G10MDH	£6.36	€ 7.19	
-5	8	5/16	M18 x 1.5	53.8	25.8	19	5G10MDH	£6.13	€ 6.92	
-5	8	5/16	M20 x 1.5	55.8	27.8	22	5G12MDH	£6.60	€ 7.46	
-6	10	3/8	M18 x 1.5	55	27.1	19	6G10MDH	£4.75	€ 5.37	
-6	10	3/8	M20 x 1.5	57.5	29.6	24	6G12MDH	£3.61	€ 4.08	
-6	10	3/8	M22 x 1.5	59.5	31.6	24	6G14MDH	£4.12	€ 4.66	
-8	12	1/2	M20 x 1.5	66.5	29	24	8G12MDH	£17.68	€ 19.98	
-8	12	1/2	M24 x 1.5	69	31.5	27	8G16MDH	£4.81	€ 5.44	
-10	16	5/8	M30 x 2.0	73.5	36	32	10G20MDH	£6.76	€ 7.64	
-12	20	3/4	M30 x 2.0	84.9	33.9	32	12G20MDH	£11.35	€ 12.83	
-12	20	3/4	M36 x 2.0	92	41	41	12G25MDH	£10.91	€ 12.33	
-16	25	1	M36 x 2.0	97.2	40.4	41	16G25MDH	£30.00	€ 33.90	
-16	25	1	M42 x 2.0	99.2	42.4	46	16G30MDH	£16.74	€ 18.91	
-20	32	1.1/4	M52 X 2.0	108.1	49.1	55	20G38MDH	£37.51	€ 42.39	

METRIC MSP

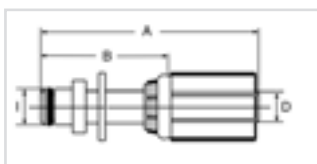


Metric standpipe.

www.flowfitonline.com
TECH. DATA SHEET
GH01

SIZE	D		A	B	H	REF. G	NETT. PRICE	
	DN	"					mm	mm
-4	6	1/4	L6	62.5	36.5	4G6MSP	£3.24	€ 3.67
-4	6	1/4	L8	62.5	36.5	4G8MSP	£3.30	€ 3.73
-4	6	1/4	L10	64.5	38.5	4G10MSP	£3.24	€ 3.67
-5	8	5/16	L8	64.5	36.5	5G8MSP	£8.00	€ 9.04
-5	8	5/16	L10	66.5	38.5	5G10MSP	£3.74	€ 4.23
-5	8	5/16	L12	66.5	38.5	5G12MSP	£3.95	€ 4.47
-6	10	3/8	L10	66.5	38.6	6G10MSP	£2.95	€ 3.33
-6	10	3/8	L12	66.5	38.6	6G12MSP	£2.60	€ 2.93
-8	12	1/2	L15	76.3	38.8	8G15MSP	£4.23	€ 4.78
-10	16	5/8	L18	77.2	39.7	10G18MSP	£5.45	€ 6.16
-12	20	3/4	L22	93.2	42.2	12G22MSP	£6.24	€ 7.06

POWERWASH PWSP



Male PowerWash standpipe with 'O' ring.

www.flowfitonline.com
TECH. DATA SHEET
GH01

SIZE	D		A	B	H	REF. G	NETT. PRICE	
	DN	"					mm	mm
-4	6	1/4	59.6	36.5	9.9	4G1 OPWSP	£12.97	€ 14.66
-5	8	5/16	64.5	36.5	9.9	5G1 OPWSP	£3.78	€ 4.28
-5	8	5/16	67.5	39.5	10.9	5G11PWSP	£3.78	€ 4.28
-6	10	3/8	64.5	36.6	9.9	6G1 OPWSP	£7.93	€ 8.96
-6	10	3/8	67.5	39.6	10.9	6G11PWSP	£7.93	€ 8.96

VINCKE HYDRAULIC HOSES

Vincke is a brand of hydraulic hoses, certainly recognised as a product of high quality and an excellent performance.

More than 40 years manufacturing and distributing hydraulic hoses around the world. The use of first quality raw materials, together with the sophisticated technology and controls throughout the production process, ensure the highest quality Level.

Standard Hose - Two Wire Braid Hydraulic Hose meets or exceeds DIN EN 853 2SN, SAE 100R2 AT and ISO 1436

Smooth Hose - Two Wire braid hydraulic Hose meets or exceeds EN857 2SC

Construction

- Tube: seamless oil resistant synthetic rubber
- Reinforcement: 2 high tensile steel wire braid
- Wrapped cover: weather, abrasion and ozone, resistant synthetic rubber
- Fluid resistance: Hydraulic fluids on mineral, vegetable and synthetic oil, water based fluids
- Temp range, continuous service: -40°C + 100°C Max (max 120°C intermittent)

Product Structure

- Provides superior oil resistance, heat resistance and aging resistance by using special synthetic rubber
- Provides high pressure resistance and superior impulse resistance.
- Provides superior kink resistance and fatigue resistance.
- Provides longer service life.

Storage of hydraulic hoses

- Store cool, dry, away from dust and protect from direct sunshine and UV radiation.
- Shield from nearby heat sources. Do not allow hoses to come into contact with materials that could damage them.
- Maximum storage period in accordance with DIN 20066 recommendations: 4 years for hose material and 2 years for hose lines. So, Max. 6 years.

VINCKE STANDARD HOSE



Medium-High Pressure - Two Wire Braid Hydraulic Hose meets or exceeds DIN EN 853 2SN, SAE 100R2 AT and ISO 1436

VINCKE HH-22

www.flowfitonline.com
TECH. DATA SHEET
VHS01

2SN											
NOMINAL Ø		INSIDE Ø	BRAID Ø	OUTSIDE Ø	BURST PRESSURE		MAX. WORKING PRESSURE		MINIMUM BEND RADIUS	NETT. PRICE	
DASH SIZE	INCH	MM	MM	MM	BAR	PSI	BAR	PSI	MM		
										£ STERLING	€ EUROS
04	1/4"	6,4	12,8	15	1700	24650	400	5800	100	£2.25	€ 2.54
06	3/8"	9,5	16,7	18,9	1450	21025	330	4785	130	£2.98	€ 3.37
08	1/2"	12,7	19,8	22,2	1300	18850	275	3988	180	£3.59	€ 4.06
10	5/8"	16	22,9	25,2	1050	15225	250	3625	200	£4.88	€ 5.51
12	3/4"	19	26,9	29,2	960	13920	215	3118	240	£5.44	€ 6.15
16	1"	25,4	34,8	37,2	690	10005	165	2393	300	£6.81	€ 7.70

VINCKE SMOOTH HOSE



Medium-High Pressure - Two Wire Braid Hydraulic Hose meets or exceeds EN857 2SC

VINCKE HH-24S

www.flowfitonline.com
TECH. DATA SHEET
VHS01

2SN											
NOMINAL Ø		INSIDE Ø	BRAID Ø	OUTSIDE Ø	BURST PRESSURE		MAX. WORKING PRESSURE		MINIMUM BEND RADIUS	NETT. PRICE	
DASH SIZE	INCH	MM	MM	MM	BAR	PSI	BAR	PSI	MM		
										£ STERLING	€ EUROS
04	1/4"	6,4	11,1	13,3	1680	24360	420	6090	50	£3.50	€ 3.96
06	3/8"	9,5	15	17,1	1400	20300	350	5075	65	£4.50	€ 5.09
08	1/2"	12,7	18,6	20,7	1240	17980	310	4495	90	£5.50	€ 6.22

FERRULE 1SN 2SN 2SC 2SNK / 1SN 2SN 2SC 2SNK

www.flowfitonline.com
TECH. DATA SHEET
VHS01

REF.	HOSE DIAMETER	NETT. PRICE	
		£ STERLING	€ EUROS
FH-FER-04	1/4	£0.52	€ 0.59
FH-FER-06	3/8	£0.63	€ 0.71
FH-FER-08	1/2	£0.80	€ 0.90
FH-FER-10	5/8	£0.98	€ 1.11
FH-FER-12	3/4	£2.06	€ 2.33
FH-FER-16	1"	£2.52	€ 2.85

www.flowfitonline.com
TECH. DATA SHEET
VHS01

BSPP STUD MALE

REF.	HOSE DIAMETER	TREAD SIZE	NETT. PRICE	
			£ STERLING	€ EUROS
HF0204CF	1/4"	1/8" BSPP Straight	£1.10	€ 1.24
HF0404CF	1/4"	1/4" BSPP Straight	£1.12	€ 1.27
HF0604CF	1/4"	3/8" BSPP Straight	£1.21	€ 1.37
HF0206CF	3/8"	1/8" BSPP Straight	£1.14	€ 1.29
HF0406CF	3/8"	1/4" BSPP Straight	£1.33	€ 1.50
HF0606CF	3/8"	3/8" BSPP Straight	£1.29	€ 1.46
HF0806CF	3/8"	1/2" BSPP Straight	£1.53	€ 1.73
HF0608CF	1/2"	3/8" BSPP Straight	£1.70	€ 1.92
HF0808CF	1/2"	1/2" BSPP Straight	£1.55	€ 1.75
HF1008CF	1/2"	5/8" BSPP Straight	£1.85	€ 2.09
HF1208CF	1/2"	3/4" BSPP Straight	£2.45	€ 2.77
HF0608CF	1/2"	3/8" BSPP Straight	£1.70	€ 1.92
HF0808CF	1/2"	1/2" BSPP Straight	£1.55	€ 1.75
HF1008CF	1/2"	5/8" BSPP Straight	£1.85	€ 2.09
HF1208CF	1/2"	3/4" BSPP Straight	£2.45	€ 2.77
HF1010CF	5/8"	5/8" BSPP Straight	£2.13	€ 2.41
HF1210CF	5/8"	3/4" BSPP Straight	£2.86	€ 3.23
HF1212CF	3/4"	3/4" BSPP Straight	£2.39	€ 2.70
HF1612CF	3/4"	1" BSPP Straight	£3.81	€ 4.31
HF1616CF	1"	1" BSPP Straight	£3.96	€ 4.47
HF2016CF	1"	1.1/4" BSPP Straight	£6.63	€ 7.49

BSPP 45° SWIVEL FEMALE

www.flowfitonline.com
TECH. DATA SHEET
VHS01

REF.	HOSE DIAMETER	TREAD SIZE	NETT. PRICE	
			£ STERLING	€ EUROS
HF044504CF	1/4"	1/4" BSPP 45°	£1.75	€ 1.98
HF064504CF	1/4"	3/8" BSPP 45°	£2.07	€ 2.34
HF064506CF	3/8"	3/8" BSPP 45°	£2.37	€ 2.68
HF084506CF	3/8"	1/2" BSPP 45°	£2.58	€ 2.92
HF084508CF	1/2"	1/2" BSPP 45°	£2.75	€ 3.11
HF104508CF	1/2"	5/8" BSPP 45°	£3.21	€ 3.63
HF124508CF	1/2"	3/4" BSPP 45°	£3.44	€ 3.89
HF084510CF	5/8"	1/2" BSPP 45°	£3.27	€ 3.70
HF104510CF	5/8"	5/8" BSPP 45°	£3.27	€ 3.70
HF124510CF	5/8"	3/4" BSPP 45°	£3.96	€ 4.47
HF124512CF	3/4"	3/4" BSPP 45°	£4.16	€ 4.70
HF164516CF	1"	1" BSPP 45°	£7.28	€ 8.23

BSPP 90° SWIVEL FEMALE

www.flowfitonline.com
TECH. DATA SHEET
VHS01

REF.	HOSE DIAMETER	TREAD SIZE	NETT. PRICE	
			£ STERLING	€ EUROS
HF049004CF	1/4"	1/4" BSPP 90°	£1.69	€ 1.91
HF069004CF	1/4"	3/8" BSPP 90°	£2.20	€ 2.49
HF049006CF	3/8"	1/4" BSPP 90°	£1.77	€ 2.00
HF069006CF	3/8"	3/8" BSPP 90°	£2.11	€ 2.38
HF089006CF	3/8"	1/2" BSPP 90°	£2.24	€ 2.53
HF069008CF	1/2"	3/8" BSPP 90°	£2.19	€ 2.47
HF089008CF	1/2"	1/2" BSPP 90°	£2.41	€ 2.72
HF109008CF	1/2"	5/8" BSPP 90°	£2.65	€ 2.99
HF129008CF	1/2"	3/4" BSPP 90°	£3.21	€ 3.63
HF109010CF	5/8"	5/8" BSPP 90°	£3.34	€ 3.77
HF129010CF	5/8"	3/4" BSPP 90°	£3.96	€ 4.47
HF129012CF	3/4"	3/4" BSPP 90°	£4.05	€ 4.58
HF169012CF	3/4"	1" BSPP 90°	£6.20	€ 7.01
HF169016CF	1"	1" BSPP 90°	£6.68	€ 7.55
HF209016CF	1"	1.1/4" BSPP 90°	£10.17	€ 11.49

JIC STUD MALE

www.flowfitonline.com
TECH. DATA SHEET
VHS01

REF.	HOSE DIAMETER	TREAD SIZE	NETT. PRICE	
			£ STERLING	€ EUROS
HJ JF0404CF	1/4"	7/16" J C Straight	£1.25	€ 1.41
HJ JF0504CF	1/4"	1/2" J C Straight	£1.25	€ 1.41
HJ JF0604CF	1/4"	9/16" JIC Straight	£1.40	€ 1.58
HJ JF0406CF	3/8"	7/16" J C Straight	£1.31	€ 1.48
HJ JF0506CF	3/8"	1/2" J C Straight	£1.31	€ 1.48
HJ JF0606CF	3/8"	9/16" JIC Straight	£1.48	€ 1.67
HJ JF0806CF	3/8"	3/4" J C Straight	£1.57	€ 1.77
HJ JF1006CF	3/8"	7/8" J C Straight	£1.87	€ 2.11
HJ JF0808CF	1/2"	3/4" J C Straight	£1.74	€ 1.97
HJ JF1008CF	1/2"	7/8" J C Straight	£2.24	€ 2.53
HJ JF1208CF	1/2"	1.1/16" J C Straight	£2.43	€ 2.75
HJ JF1010CF	5/8"	7/8" J C Straight	£2.56	€ 2.89
HJ JF1210CF	5/8"	1.1/16" J C Straight	£2.69	€ 3.04
HJ JF1012CF	3/4"	7/8" J C Straight	£2.67	€ 3.02
HJ JF1212CF	3/4"	1.1/16" J C Straight	£2.67	€ 3.02
HJ JF1412CF	3/4"	1.3/16" J C Straight	£3.45	€ 3.90
HJ JF1612CF	3/4"	1.5/16" J C Straight	£7.16	€ 8.09
HJ JF1216CF	1"	1.1/16" J C Straight	£4.20	€ 4.75
HJ 1416CF	1"	1.3/16" J C Straight	£4.20	€ 4.75
HJ JF1616CF	1"	1.5/16" J C Straight	£4.61	€ 5.21
HJ JF2016CF	1"	1.5/8" J C Straight	£6.61	€ 7.47

JIC 45° SWIVEL FEMALE

www.flowfitonline.com
TECH. DATA SHEET
VHS01

REF.	HOSE DIAMETER	TREAD SIZE	NETT. PRICE	
			£ STERLING	€ EUROS
HJ JF054504CF	1/4"	1/2" J C 45°	£1.84	€ 2.08
HJ JF064504CF	1/4"	9/16" JIC 45°	£2.09	€ 2.36
HJ JF054506CF	3/8"	1/2" J C 45°	£1.46	€ 1.65
HJ JF064506CF	3/8"	9/16" JIC 45°	£2.22	€ 2.51
HJ JF084506CF	3/8"	3/4" J C 45°	£2.39	€ 2.70
HJ JF104506CF	3/8"	7/8" J C 45°	£2.73	€ 3.08
HJ JF084508CF	1/2"	3/4" J C 45°	£2.56	€ 2.89
HJ JF104508CF	1/2"	7/8" J C 45°	£2.84	€ 3.21
HJ JF14508CF	1/2"	1.1/16" J C 45°	£3.64	€ 4.11
HJ JF104510CF	5/8"	7/8" J C 45°	£3.12	€ 3.53
HJ JF124510CF	5/8"	1.1/16" J C 45°	£3.92	€ 4.43
HJ JF104512CF	3/4"	7/8" J C 45°	£3.88	€ 4.38
HJ JF124512CF	3/4"	1.1/16" J C 45°	£3.88	€ 4.38
HJ JF144512CF	3/4"	1.3/16" J C 45°	£5.28	€ 5.97
HJ JF164512CF	3/4"	1.5/16" J C 45°	£6.14	€ 6.94
HJ JF124516CF	1"	1.1/16" J C 45°	£6.57	€ 7.42
HJ JF144516CF	1"	1.3/16" J C 45°	£6.57	€ 7.42
HJ JF164516CF	1"	1.5/16" J C 45°	£6.78	€ 7.66
HJ JF204516CF	1"	1.5/8" J C 45°	£17.22	€ 19.46

JIC 90° SWIVEL FEMALE

www.flowfitonline.com
TECH. DATA SHEET
VHS01

REF.	HOSE DIAMETER	TREAD SIZE	NETT. PRICE	
			£ STERLING	€ EUROS
HJ-JF049004CF	1/4"	7/16" JIC 90°	£1.64	€ 1.85
HJ-JF059004CF	1/4"	1/2" JIC 90°	£1.84	€ 2.08
HJ-JF069004CF	1/4"	9/16" JIC 90°	£2.09	€ 2.36
HJ JF044504CF	1/4"	7/16" JIC 90°	£1.64	€ 1.85
HJ-JF059006CF	3/8"	1/2" JIC 90°	£1.72	€ 1.94
HJ-JF089006CF	3/8"	9/16" JIC 90°	£2.22	€ 2.51
HJ-JF089006CF	3/8"	3/4" JIC 90°	£2.37	€ 2.68
HJ-JF109006CF	3/8"	7/8" JIC 90°	£2.39	€ 2.70
HJ-JF089008CF	1/2"	3/4" JIC 90°	£2.56	€ 2.89
HJ-JF109008CF	1/2"	7/8" JIC 90°	£2.84	€ 3.21

REF.	HOSE DIAMETER	TREAD SIZE	NETT. PRICE	
			£ STERLING	€ EUROS
HJ-JF129008CF	1/2"	1.1/16" JIC 90°	£3.64	€ 4.11
HJ-JF109010CF	5/8"	7/8" JIC 90°	£3.12	€ 3.53
HJ-JF129010CF	5/8"	1.1/16 JIC 90°	£3.55	€ 4.01
HJ-JF109012CF	3/4"	7/8" JIC 90°	£3.88	€ 4.38
HJ-JF129012CF	3/4"	1.1/16" JIC 90°	£3.88	€ 4.38
HJ-JF149012CF	3/4"	1.3/16" JIC 90°	£5.28	€ 5.97
HJ-JF169012CF	3/4"	1.5/16" JIC 90°	£6.14	€ 6.94
HJ-JF129016CF	1"	1.1/16" JIC 90°	£6.57	€ 7.42
HJ-JF149016CF	1"	1.3/16" JIC 90°	£6.57	€ 7.42
HJ-JF169016CF	1"	1.5/16" JIC 90°	£6.78	€ 7.66
HJ-JF209016CF	1"	1.5/8" JIC 90°	£9.95	€ 11.24

METRIC STUD MALE

www.flowfitonline.com
TECH. DATA SHEET
VHS01

REF.	HOSE DIAMETER	TREAD SIZE	NETT. PRICE	
			£ STERLING	€ EUROS
MET-04-M12CF	1/4"	M12 x 1.5 METRIC Straight	£1.34	€ 1.51
MET-04-M12CF	1/4"	M14 x 1.5 METRIC Straight	£1.34	€ 1.51
MET-04-M16CF	1/4"	M16 x 1.5 METRIC Straight	£1.43	€ 1.62
MET-04-M18CF	1/4"	M18 x 1.5 METRIC Straight	£1.34	€ 1.51
MET-06-M16CF	3/8"	M16 x 1.5 METRIC Straight	£1.68	€ 1.90
MET-06-M18CF	3/8"	M18 x 1.5 METRIC Straight	£1.68	€ 1.90
MET-06-M22CF	3/8"	M22 x 1.5 METRIC Straight	£1.64	€ 1.85
MET-08-M22CF	1/2"	M22 x 1.5 METRIC Straight	£2.00	€ 2.26
MET-08-M26CF	1/2"	M26 x 1.5 METRIC Straight	£2.32	€ 2.62
MET-10-M26CF	5/8"	M26 x 1.5 METRIC Straight	£2.88	€ 3.25
MET-10-M30CF	5/8"	M30 x 1.5 METRIC Straight	£3.23	€ 3.65
MET-12-M30CF	3/4"	M30 x 2 METRIC Straight	£3.06	€ 3.46
MET-12-M36CF	3/4"	M36 x 2 METRIC Straight	£4.50	€ 5.09
MET-16-M36CF	1"	M36 x 2 METRIC Straight	£8.84	€ 9.99

METRIC 45° SWIVEL FEMALE

www.flowfitonline.com
TECH. DATA SHEET
VHS01

REF.	HOSE DIAMETER	TREAD SIZE	NETT. PRICE	
			£ STERLING	€ EUROS
MET-0445-M12CF	1/4"	M12 x 1.5 METRIC 45°	£1.34	€ 1.51
MET-0445-M14CF	1/4"	M14 x 1.5 METRIC 45°	£1.34	€ 1.51
MET-0445-M16CF	1/4"	M16 x 1.5 METRIC 45°	£1.43	€ 1.62
MET-0645-M16CF	3/8"	M16 x 1.5 METRIC 45°	£1.68	€ 1.90
MET-0645-M18CF	3/8"	M18 x 1.5 METRIC 45°	£1.68	€ 1.90
MET-0845-M22CF	1/2"	M22 x 1.5 METRIC 45°	£2.00	€ 2.26
MET-0845-M26CF	1/2"	M26 x 1.5 METRIC 45°	£2.28	€ 2.58
MET-1045-M26CF	5/8"	M26 x 1.5 METRIC 45°	£2.82	€ 3.19
MET-1245-M30CF	3/4"	M30 x 2 METRIC 45°	£3.08	€ 3.48
MET-1645-M36CF	1"	M36 x 2 METRIC 45°	£8.80	€ 9.94

METRIC 90° SWIVEL FEMALE

www.flowfitonline.com
TECH. DATA SHEET
VHS01

REF.	HOSE DIAMETER	TREAD SIZE	NETT. PRICE	
			£ STERLING	€ EUROS
MET-0490-M12CF	1/4"	M12 x 1.5 METRIC 90°	£1.69	€ 1.91
MET-0490-M14CF	1/4"	M14 x 1.5 METRIC 90°	£1.86	€ 2.10
MET-0490-M16CF	1/4"	M16 x 1.5 METRIC 90°	£1.88	€ 2.12
MET-0490-M18CF	1/4"	M18 x 1.5 METRIC 90°	£1.66	€ 1.88
MET-0690-M16CF	3/8"	M16 x 1.5 METRIC 90°	£2.52	€ 2.85
MET-0690-M18CF	3/8"	M18 x 1.5 METRIC 90°	£2.52	€ 2.85
MET-0890-M22CF	1/2"	M22 x 1.5 METRIC 90°	£2.93	€ 3.31
MET-0890-M26CF	1/2"	M26 x 1.5 METRIC 90°	£3.08	€ 3.48
MET-1090-M26CF	5/8"	M26 x 1.5 METRIC 90°	£3.55	€ 4.01
MET-1090-M30CF	5/8"	M30 x 1.5 METRIC 90°	£4.76	€ 5.38
MET-1290-M26CF	3/4"	M26 x 1.5 METRIC 90°	£3.55	€ 4.01
MET-1290-M30CF	3/4"	M30 x 2 METRIC 90°	£4.48	€ 5.06
MET-1690-M36CF	1"	M36 x 2 METRIC 90°	£13.47	€ 15.22

PORTABLE HAND HOSE CRIMPING MACHINE

PORTABLE HAND HOSE CRIMPING MACHINE - MAX HOSE SIZE 1" (DN25, -16)

www.flowfitonline.com
TECH. DATA SHEET
ELC01



Light portable hand crimper for on-site hose repairs.

The FFH16 crimper is the ideal tool for ON-SITE hydraulic hose repair jobs.

Typically used in agriculture, forestry, road works either loaded at the back of the mobile van or in a workshop as the emergency hose repair tool.

The machine is equipped with a resistant and robust 350 bar, and a simple adjustment Vernier.

The double speed hand pump limits the number of pump strokes needed to achieve a crimp.

The end of the crimp is indicated thanks to a colored rod coming out of the vernier when the desired crimp OD is reached.

The head of the machine is also internally protected against debris or dust that could damage the inside of the cylinder and the seals.

TECHNICAL SPECIFICATIONS

Capacity :	2- SN1" (DN25; -16)
For hydraulic hose crimping and intermittent use	4- SP1/2" (DN13; -10) Limit for assembly with 2 x 90° elbows : max.. 1/2" (DN13)
Hand Pump	Double Speed Pump with handle, delivered with oil HV32 Max. 350 bar
Radial Crimp force	80 tons
Die opening	øDie. + 20mm
Opening without dies	59 mm
Length of master die shoe	56 mm
Available die sizes (mm)	ø6,10,12,15*,18*,21*,24*,27*,30*
*Sets of dies included in standard Pack 6 sets	Master dies are used as Die N°39 to crimp 1" hoses
Dimensions of machine	Width : 300mm Depth : 220mm Height : 400mm
Net weight (with oil, without dies)	28 kgs
Packing details (for transport purposes)	Each Machine is packed in a wood crate suitable for long haul freight, conform to NIMP15 norms Dimension of packing : 26x41x48cms, Gross weight (with 6 sets of dies) : 35 kgs

- Light Weight 28 kgs
- Robust technology
- Compact and balanced weight
- Easy to use

FFH16 PORTABLE HOSE CRIMPER


SKU	PRODUCT NAME	£ STERLING	€ EUROS
FFH16	Portable Manual Hose Crimping Machine includes 1" Die ONLY	£1033.50	€ 1,167.86
FFH16-5	Portable Manual Hose Crimping Machine includes 1/4", 3/8", 1/2", 3/4" and 1" Die Sets	£1275.00	€ 1,440.75
FFS16	Portable Manual Hose Crimping Machine with separate Hand Pump Does NOT include Dies	£1372.70	€ 1,551.15

DIE SETS TO SUIT LISTINGS ABOVE

SKU	PRODUCT NAME	£ STERLING	€ EUROS
FF64DIES-3/8	Single Die to suit Manual Crimper - 3/8"	£79.50	€ 89.84
FF63DIES-1/4	Single Die to suit Manual Crimper - 1/4"	£79.50	€ 89.84
FF65DIES-1/2	Single Die to suit Manual Crimper - 1/2"	£79.50	€ 89.84
FF67DIES-3/4	Single Die to suit Manual Crimper - 3/4"	£79.50	€ 89.84
FF68DIES-1"	Single Die to suit Manual Crimper - 1"	£79.50	€ 89.84
FFH16-DIEPACK-8SETS	Set of 8 Dies to suit Manual Hose Crimper, N°10/12/15/18/21/24/27/30	£609.50	€ 688.74

ELECTRIC CRIMPERS - 130 TONS

www.flowfitonline.com
TECH. DATA SHEET
ELC02



• Large opening • Compact and light design • Short crimping head

Max hose size 1 & 2-SN : 1 1/2" (DN38)
4-SP : 1 1/4" (DN32)
6-SP & Interlock : 1" (DN25)

Radial crimp force 140 Tons

Crimp range Ø 6mm - Ø 57mm

Net weight 70kgs

Motor 2.2 kW - 220V 1-Ph or 400V 3-Ph+N (also available in 110V 60Hz 1-Ph)

Controls Micrometric Vernier

Standard die pack DS-NK30-P8 : 15, 18, 21, 24, 27, 33, 39, 48

Packing Type: wood crate Dimension: 58x70x75cm Gross weight: 110 kgs (with oil/8DS)

SKU	PRODUCT NAME	£ STERLING	€ EUROS
FF30	Portable Electric Hose Crimper for hose up to 1.1/4" 4-SP. Voltage 220V 1-H. Crimp force 130 Tons. Dies are NOT included	£2,950.00	€ 3,333.50
FFS30	Portable Electric Hose Crimper for hose up to 1.1/4" 4-SP. Voltage 400V 3-PH+N. Crimp force 130 Tons. Dies are NOT included	£2,950.00	€ 3,333.50
FF30-DC	Portable Electric Hose Crimper for hose up to 1.1/4" 4-SP. Voltage 400V 3-PH+N. Crimp force 130 Tons with Splitted head, power pack and controls for optimised van set up. Dies are NOT included	£3,195.00	€ 3,610.35
ZZ010599	Flowfit Electric Hose Crimper Starter Pack 220V 1-H Set Includes: 1 x Electric Hose Crimper, 16 x of Each 1/4", 3/8" and 1/2" Ferrule, 5 x Die Sets, 1/4", 3/8", 1/2", 3/4" and 1" 5 x Die Sets, 1/4", 3/8", 1/2", 3/4" and 1", 48 x Mixture of Ferrule Fittings, 15 Metres of each 1/4", 3/8" and 1/2" Hose	£4,530.00	€ 5,118.90
FF30-DIEPACK-5SETS	Set Of 5 Dies To Suit Electric Hose Crimper, N°15/21/27/33/39	£625.00	€ 706.25
FF30-DIEPACK-8SETS	Set Of 8 Dies To Suit Electric Hose Crimper, N°15/18/21/24/27/30/33/39	£995.00	€ 1,124.35

ELECTRIC CRIMPERS - 207 TONS

www.flowfitonline.com
TECH. DATA SHEET
ELC03



Max hose size 1 & 2-SN : 2" (DN50)
4-SP : 1 1/2" (DN38)
6-SP & Interlock : 1 1/4" (DN32)
2 x Elbows 90° : up to 1 1/2"

Radial crimp force 200 Tons

Crimp range Ø 6mm - Ø 76mm

Net weight 180kgs

Motor 3kW - 220V 1-Ph or 400V 3-PH

Dimensions 795x438x690mm

Controls Micrometric vernier

Standard die pack DS-NK40-P9 15, 18, 21, 24, 27, 33, 39, 48, 57

Options Quick Change Gun (QCG-NLS) Support Table (ST-12PDR)
Die Storage Racks (PDR) Foot Switch (FS-NK)

Packing Type: wood crate Dimension: 110x78x110cm Gross weight: 230 kgs

SKU	PRODUCT NAME	£ STERLING	€ EUROS
FF40	Portable Electric Hose Crimper for hose up to 1.1/2" 4-SP. Motor 3 Kw 400V 3-PH. Crimp force 207 Tons. Dies are NOT included.	£5,250.00	€ 5,932.50
FF40-DC	Portable Electric Hose Crimper for hose up to 1.1/2" 4-SP. Motor 3 Kw 400V 3-PH. Crimp force 207 Tons with Splitted head, power pack and controls for optimised van set up. Dies are NOT included	£4,875.00	€ 5,508.75
FF40-DIEPACK-9SETS	Set Of 9 Dies To Suit Electric Hose Crimper, N°15/18/21/24/27/33/39/48/57	£1,095.00	€ 1,237.35

ELECTRIC CRIMPERS - 350 TONS

www.flowfitonline.com
TECH. DATA SHEET
ELC04



Max hose size 1 & 2-SN: 4" (DN 100)
4-SP: 2" (DN50)
6-SP & Interlock : 2" (DN52)
2 x Elbows 90° : up to 3"

Radial crimp force 340 Tons @ 340 bar

Crimp range Ø 6mm - Ø 145mm

Net weight 240kgs

Motor 4 kW 3-PH

Controls Micrometric Vernier

Standard die pack 15, 18, 21, 24, 27, 33, 39, 45, 51, 57, 66, 73

Options Quick Change Gun (QCG-NLS) Support Table (ST-12PDR)
Die Storage Racks (PDR) Foot Switch (FS-NK)

Packing Type: wood crate Dimension: 110 x 78 x 110cm
Gross Weight: 320 kgs (with oil/12DS)

SKU	PRODUCT NAME	£ STERLING	€ EUROS
FF60	Electric Hose Crimper for hose up to 2" 6-Spiral & 4" Industrial. Motor 4 Kw 400V 3-PH. Crimp force 350 Tons. Dies are NOT included	€ 10,452.50	€ 5,932.50
FF60-DIEPACK-11SETS	Set Of 11 Dies To Suit Electric Hose Crimper, N°15/18/21/24/27/33/39/48/57/66/73	€ 1,802.35	€ 1,237.35

CRIMPING MACHINES: OVERVIEW



Ref: 7480-19164: manual machine



Ref: 7480-19165: air operated machine

MC 1001

Lightweight, portable crimper designed for reliability in field service. Comes with separate box, designed to contain complete set of dies. The pneumatic version has a foot-operated air pump. Crimps no-skive MegaCrimp® couplings for wire-braid hose up to 1".



Ref: 7480-19181



Ref: 7480-19184: 3 phase / 7480-19183: 1 phase / 7480-19182: 12V

MC X 20

Powerful, lightweight, portable hand-operated crimper, ideal for field service operations. Comes with separate box, designed to contain complete set of dies. Crimps no-skive GlobalSpiral™ couplings up to 1" and no-skive MegaCrimp® couplings for wire-braid hose up to 1.1/4".

MCX 25

Compact crimper for low-volume production. Ideal as starter machine or for small workshops. Crimps no-skive GlobalSpiral™ couplings up to 1" and no-skive MegaCrimp® couplings for wire-braid hose up to 1.1/4". Equipped with a die set storage rack allowing for logically organised die storage within easy reach of the operator, thus speeding up die selection and assembly. Also available for mobile service with DC power pack.



Ref: 7480-19187: 3 phase / 7480-19186: 1 phase / 7480-19185: 12V



Ref: 7480-19188: 3 phase

MCX 30

Compact, operator-friendly machine to crimp the complete Gates range up to 1.1/4". Equipped with a die set storage rack allowing for logically organised die storage within easy reach of the operator, thus speeding up die selection and assembly. Also available for mobile service with DC power pack.

MCX 50

Full-range crimper (up to 2" six spiral wire hose) for the professional workshop. Optional foot pedal to enable hands-free operation. Equipped with a die set storage rack allowing for logically organised die storage within easy reach of the operator, thus speeding up die selection and assembly.

CUTTING MACHINES: OVERVIEW



Ref: 7480-19190: 1 phase / 7480-19189: 12V

MKX 25

Compact cutting machine, perfectly suitable for the small workshop. Cuts up to 1.1/4" four spiral wire hose.



Ref: 7480-19191: 3 phase

MKX 30

Robust cutter for all types of workshops. Cuts up to 1.1/4" six spiral wire hose.



Ref: 7480-19192: 3 phase / 7480-19197: 3 phase with compressor kit

MKX 50

A heavy-duty pneumatic hose cutter allowing quick and reliable production across all hose size ranges. Cuts up to 2" six spiral wire hose. For workshop professionals who want to further enhance their set-up and improve the ease-of-use, we have a complete kit available including also a machine table and air compressor.

TOOLS



Ref: 7480-19193

MARKING MACHINE

This hand-operated marking machine is a precise, compact service-free bench unit for Gates ferrules, one-piece and two-piece fittings. The MSX 50 is equipped with a hand wheel to adjust the character setting to the ferrule for the requested marking depth. The slot in the character holder allows for easy character placement. Please contact Gates for order info on the required characters.



Ref: 7369-0322

MEGACRIMP® VERNIER CALIPER

A handy tool which measures finished outside diameters. Special design for easy measuring of the finished diameters on -4, -5 and -6 MegaCrimp®. Comes in a solid case.



Ref: 7482-1342

MEGACRIMP® INSERTION TOOL

The MegaCrimp® coupling insertion tool offers an easy way to confirm the right insertion depth for all Gates wire-braid hydraulic hoses. It also verifies the squareness of cut!



HIGH PRESSURE 6000 PST HYDRAULIC HOSE EFG6K

www.flowfitonline.com
TECH. DATA SHEET
GH01



RECOMMENDED FOR TUBE NBR

Extremely high pressure and high impulse applications such as hydrostatic transmissions. (Nitrile) based.

REINFORCEMENT

Four (six for -20, -24) alternating layers of spiralled, high tensile steel wire.

COVER

(Chloroprene) based. MSHA approved.

TEMPERATURE RANGE

-40°C to +121°C

STANDARDS

SAE 100R15. ISO 3862 R15. Meets or exceeds performance requirements of EN 856 4SP (-8) and EN 856 4SH (-12, -16).

COUPLINGS

-6 to -20: GlobalSpiralTM; -24: GlobalSpiralTM High.

TYPE APPROVALS

DNV, GL, LR, BV, ABS and MOD.

CHARACTERISTICS/BENEFITS

Extremely flexible.

Superior flex impulse performance: tested to 1,000,000 impulse cycles at 50% of SAE 100R15 bend radii.

40% of EN 856 4SP/4SH bend radius at rated working pressure.

EFG6K hose is compatible with biodegradable hydraulic fluids like synthetic esters, polyglycols and vegetable oils as well as petroleum-based fluids.

OPTIONAL



EFG6K-MTF: the complete range of EFG6K is also available with the Gates special MegaTuffm cover which offers 300 times the abrasion resistance of the standard EFG6K cover as per ISO 6945, superior ozone and weathering resistance.

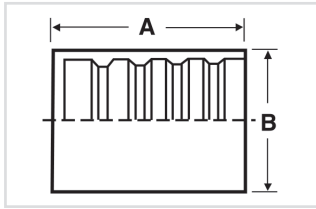
IMPORTANT



Please consult Gates Product Application Engineers for use of MegaTuffr hose in reverse bending applications or for constant bending at minimum bend radius.

SIZE	DN	"	"	mm	PSI	MPa	PSI	MPa	mm	kg/100m	REF.	NETT. PRICE	
												£ STERLING	€ EUROS
-6	10	3/8	0.80	20.	6000	42.0	24000	168.0	65	71	6EFG6K	£13.42	€ 15.16
-8	12	1/2	0.95	24.0	6000	42.0	24000	168.0	90	89	8EFG6K	£14.56	€ 16.46
-10	16	5/8	1.	28.	6000	42.0	24000	168.0	100	115	10EFG6K	£16.64	€ 18.81
-12	19	3/4	1.	31.	6000	42.0	24000	168.0	120	144	12EFG6K	£18.72	€ 21.15
-16	25	1	2.	39.	6000	42.0	24000	168.0	150	223	16EFG6K	£24.62	€ 27.82
-20	31	1.1/4	2.	50.0	6000	42.0	24000	168.0	210	399	20EFG6K	£48.24	€ 54.51
-24	38	1.1/2	2.	57.	6000	42.0	24000	168.0	250	482	24EFG6K	£66.97	€ 75.68

NO-SKIVE FERRULES

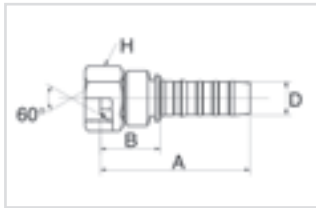


www.flowfitonline.com
TECH. DATA SHEET
GH01

SIZE		D		A	B	REF.	NETT. PRICE	
DN	"	mm	mm	mm	G	£ STERLING	€ EUROS	
-6	10	3/8	36.	32.	6GS 1 F-4	£1.27	€ 1.44	
-8	12	1/2	37.	34.	8GS1F-4	£1.29	€ 1.46	
-10	16	5/8	48.	42.	10GS1F-4	£2.73	€ 3.09	
-12	20	3/4	50,0	46.	12GS1F-4	£3.17	€ 3.58	
-16	25	1	56.	53.	16GS1F-4	£4.16	€ 4.70	
-20	32	1.1/4	68.	62.	20GS1F-4	£12.21	€ 13.80	
-20	32	1.1/4	73.	68.	20GS1F-6	£12.21	€ 13.80	
-24	40	1.1/2	76,5	72,0	24GSP1F-4	£14.76	€ 16.67	
-32	50	2	91,0	85,0	32GSP1F-4	£20.29	€ 22.93	

THIS IS NEEDED EVERYTIME A HOSE END IS FITTED

BSP FBSPORX

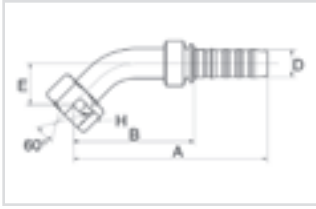


Female BSP 'O' ring swivel. 60° cone.

www.flowfitonline.com
TECH. DATA SHEET
GH01

SIZE		D		A	B	H	REF.	NETT. PRICE	
DN	"	mm	mm	mm	mm	mm	G	£ STERLING	€ EUROS
-6	10	3/8	60.5	24.7	22	6GS6FBSPORX	G 3/8" -19 BSP	£2.68	€ 3.03
-6	10	3/8	60.2	24.4	27	6GS8FBSPORX	G 1/2" -14 BSP	£5.12	€ 5.79
-8	12	1/2	61	23.5	27	8GS8FBSPORX	G 1/2" -14 BSP	£3.16	€ 3.57
-8	12	1/2	62	24.5	30	8GS10FBSPORX	G 5/8" -14 BSP	£7.45	€ 8.42
-10	16	5/8	80.5	30.2	30	10GS10FBSPORX	G 5/8" -14 BSP	£3.29	€ 3.71
-10	16	5/8	82.3	32	32	10GS12FBSPORX	G 3/4" -14 BSP	£6.90	€ 7.80
-12	20	3/4	86.5	35.5	32	12GS12FBSPORX	G 3/4" -14 BSP	£4.78	€ 5.40
-12	20	3/4	86.6	35.6	41	12GS16FBSPORX	G 1" -11 BSP	£17.48	€ 19.75
-16	25	1	95	38.6	41	16GS16FBSPORX	G 1" -11 BSP	£7.57	€ 8.55
-16	25	1	83	26.2	50	16GS20FBSPORX	G 1.1/4" -11 BSP	£23.50	€ 26.56
-20	32	1.1/4	116.5	45.4	50	20GS20FBSPORX	G 1.1/4" -11 BSP	£16.02	€ 18.10
-24	40	1.1/2	125	51.3	55	24GSP24FBSPORX	G 1.1/2" -11 BSP	£20.22	€ 22.85
-32	50	2	152	60	70	32GSP32FBSPORX	G 2" -11 BSP	£28.49	€ 32.20

BSP FBSPORX45



Female BSP 'O' ring swivel. 60° cone. 45°
Drop dimensions meet ISO 12151-6.

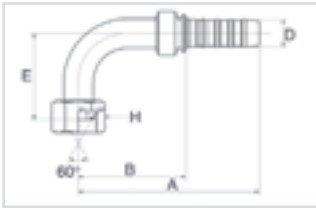
www.flowfitonline.com

TECH. DATA SHEET

GH01

SIZE		D		A	B	E	H	REF.	NETT. PRICE	
DN	"			mm	mm	mm	mm	GS	£ STERLING	€ EUROS
-6	10	3/8	G 3/8" - 19 BSP	83.1	47.3	15.4	22	6GS6FBSPORX45	£5.09	€ 5.75
-8	12	1/2	G 1/2" - 14 BSP	91.5	54.1	17	27	8GS8FBSPORX45	£6.91	€ 7.81
-10	16	5/8	G 5/8" - 14 BSP	118	67.7	21.3	30	10GS10FBSPORX45	£18.14	€ 20.49
-10	16	5/8	G 3/4" - 14 BSP	127.9	77.6	31.2	32	10GS12FBSPORX45	£27.87	€ 31.49
-12	20	3/4	G 3/4" - 14 BSP	132.6	81.6	28.3	32	12GS12FBSPORX45	£8.85	€ 10.00
-16	25	1	G 1" - 11 BSP	155.5	99.1	30.9	41	16GS16FBSPORX45	£13.08	€ 14.78
-20	32	1.1/4	G 1.1/4" - 11 BSP	191.1	119.9	37.5	50	20GS20FBSPORX45	£30.82	€ 34.83
-24	40	1.1/2	G 1.1/2" - 11 BSP	214.5	140.8	49.7	55	24GSP24FBSPORX45	£33.68	€ 38.05
-32	50	2	G 2" - 11 BSP	276.1	184.1	62.3	70	32GSP32FBSPORX45	£42.63	€ 48.18

BSP FBSPORX90



Female BSP 'O' ring swivel. 60° cone. 90° swept elbow.
Drop dimensions meet ISO 12151-6.

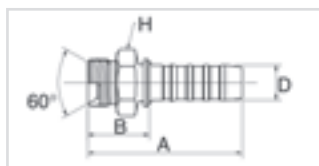
www.flowfitonline.com

TECH. DATA SHEET

GH01

SIZE		D		A	B	E	H	REF.	NETT. PRICE	
DN	"			mm	mm	mm	mm	GS	£ STERLING	€ EUROS
-6	10	3/8	G 3/8" - 19 BSP	78	42.2	32	22	6GS6FBSPORX90	£4.76	€ 5.38
-8	12	1/2	G 1/2" - 14 BSP	88	50.5	37.5	27	8GS8FBSPORX90	£6.28	€ 7.09
-10	16	5/8	G 5/8" - 14 BSP	112.5	62.2	46	30	10GS10FBSPORX90	£16.78	€ 18.96
-10	16	5/8	G 3/4" - 14 BSP	112.5	62.2	60	32	10GS12FBSPORX90	£17.62	€ 19.91
-12	20	3/4	G 3/4" - 14 BSP	124.2	73.2	60	32	12GS12FBSPORX90	£8.13	€ 9.19
-16	25	1	G 1" - 11 BSP	151	94.6	70	41	16GS16FBSPORX90	£13.28	€ 15.01
-20	32	1.1/4	G 1.1 AV - 11 BSP	180.5	109.4	80	50	20GS20FBSPORX90	£30.82	€ 34.83
-24	40	1.1/2	G 1.1/2" - 11 BSP	194.6	120.9	100	55	24GSP24FBSPORX90	£31.39	€ 35.47
-32	50	2	G 2" - 11 BSP	254.7	162.7	129.1	70	32GSP32FBSPORX90	£42.63	€ 48.18

BSP MBSPP

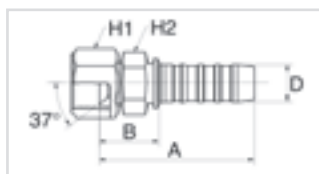


Male BSP parallel. 60° inverted cone. 60°

www.flowfitonline.com
TECH. DATA SHEET
GH01

SIZE		D		REF.	A	B	H	REF.	NETT. PRICE	
DN	"	mm	"						GS	£ STERLING
-6	10	3/8		G 3/8" - 19 BSP	63	27.2	22	6GS6MBSPP	£3.19	€ 3.61
-6	10	3/8		G 1/2" - 14 BSP	68	32.2	27	6GS8MBSPP	£9.90	€ 11.19
-8	12	1/2		G 1/2" - 14 BSP	67.5	30	27	8GS8MBSPP	£3.95	€ 4.47
-10	16	5/8		G 5/8" - 14 BSP	84	33.7	30	10GS10MBSPP	£7.56	€ 8.54
-10	16	5/8		G 3/4" - 14 BSP	85	34.7	32	10GS12MBSPP	£12.49	€ 14.11
-12	20	3/4		G 3/4" - 14 BSP	85	34.7	32	12GS12MBSPP	£5.42	€ 6.12
-12	20	3/4		G 1" - 11 BSP	90	39	41	12GS16MBSPP	£14.03	€ 15.86
-16	25	1		G 1" - 11 BSP	98	41.2	41	16GS16MBSPP	£7.67	€ 8.67
-20	32	1.1/4		G 1.1/4" - 11 BSP	118	46.9	50	20GS20MBSPP	£27.42	€ 30.99
-24	40	1.1/2		G 1.1/2" - 11 BSP	130	56.4	55	24GSP24MBSPP	£24.31	€ 27.47
-32	50	2		G 2" - 11 BSP	148.8	56.8	70	32GSP32MBSPP	£33.07	€ 37.37

JIC 37° FJX



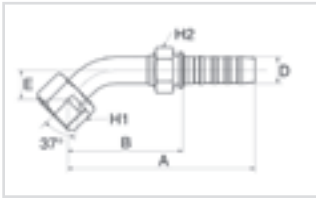
Female JIC swivel. 37° inverted cone.

www.flowfitonline.com
TECH. DATA SHEET
GH01

SIZE		D		REF.	A	B	H1	H2	REF.	NETT. PRICE	
DN	"	mm	"							G	£ STERLING
-6	10	3/8		9/16" - 18 UNF	69.0	33.0	19.	19.	6GS6FX	£3.17	€ 3.58
-6	10	3/8		3/4" - 16 UNF	71.0	35.	22.	19.	6GS8FX	£3.59	€ 4.06
-8	12	1/2		3/4" - 16 UNF	72.0	35.	22.	22.	8GS8FX	£4.06	€ 4.59
-8	12	1/2		7/8" - 14 UNF	76.	38.	27.0	22.	8GS10FX	£5.24	€ 5.92
-8	12	1/2		1.1/16" - 12 UN	77.0	40.	32.	22.	8GS12FX	£7.76	€ 8.77
-10	16	5/8		7/8" - 14 UNF	94.	43.	27.0	25.	10GS10FX	£3.92	€ 4.43
-10	16	5/8		1.1/16" - 12 UN	95.0	45.	32.	25.	10GS12FX	£5.30	€ 5.99
-12	20	3/4		7/8" - 14 UNF	98.	47.	29.	27.0	12GS10FX	£24.16	€ 27.30
-12	20	3/4		1.1/16" - 12 UN	98.0	47.0	32.	29.	12GS12FX	£5.24	€ 5.92
-12	20	3/4		1.3/16" - 12 UN	103.	52.	35.	29.	12GS14FX	£13.84	€ 15.64
-12	20	3/4		1.5/16" - 12 UN	102.0	51.0	38.	29.	12GS16FX	£12.87	€ 14.54
-16	25	1		1.1/16" - 12 UN	108.	51.	35.	35.	16GS12FX	£40.04	€ 45.24
-16	25	1		1.3/16" - 12 UN	108.	51.	38.	35.	16GS14FX	£70.99	€ 80.22
-16	25	1		1.5/16" - 12 UN	110.	53.	38.	38.	16GS16FX	£8.24	€ 9.31
-16	25	1		1.5/8" - 12 UN	115.0	59.	51.	38.	16GS20FX	£28.79	€ 32.53
-20	32	1.1/4		1.5/16" - 12 UN	129.0	58.	41.	45.	20GS16FX	£67.80	€ 76.61
-20	32	1.1/4		1.5/8" - 12 UN	136.0	65.	51.	48.	20GS20FX	£18.89	€ 21.34
-20	32	1.1/4		1.7/8" - 12 UN	137.0	66.	60.	48.	20GS24FX	£56.21	€ 63.52
-24	40	1.1/2		1.7/8" - 12 UN	124.0	50.	60.0	55.0	24GSP24FX	£26.88	€ 30.38
-32	50	2		2.1/2" - 12 UN	148.0	56.0	75.0	65.0	32GSP32FX	£36.22	€ 40.93

JIC 37° FJX45S

www.flowfitonline.com
TECH. DATA SHEET
GH01

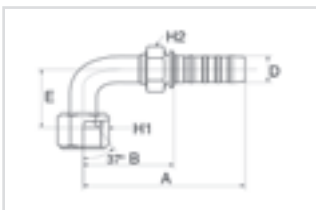


Female JIC swivel. 37° inverted cone. 45° swept elbow.
Short drop (-6 to -20 drop dimensions meet ISO 12151-5).

D				A	B	E	H1	H2	REF.		
SIZE	DN	"		mm	mm	mm	mm	mm	G	NETT. PRICE	
										£ STERLING	€ EUROS
-6	10	3/8	9/16" - 18 UNF	82	46.2	11	19.1	19.1	6GS6FX 455	£5.42	€ 6.12
-6	10	3/8	3/4" -16 UNF	93	57.2	15	22.2	19.1	6GS8FX 455	£8.13	€ 9.19
-8	12	1/2	3/4" -16 UNF	94	56.5	15	22.2	22.2	8GS8FX 455	£6.35	€ 7.17
-8	12	1/2	7/8" -14 UNF	91	53.5	16	27	22.2	8GS10FX 455	£12.51	€ 14.13
-10	16	5/8	7/8" -14 UNF	113	63	18	27	30	10GS10FX 45-018	£12.49	€ 14.11
-10	16	5/8	1.1/16" - 12 UN	122	71.7	21	31.8	25.4	10GS12FX 455	£26.78	€ 30.26
-12	20	3/4	1.1/16" - 12 UN	130	79	21	31.8	28.6	12GS12FX 455	£11.20	€ 12.66
-12	20	3/4	1.5/16" - 12 UN	137	86	24	38.1	28.6	12GS16FX 455	£22.63	€ 25.57
-16	25	1	1.5/16" - 12 UN	152	95.7	24	38.1	38.1	16GS16FX 455	£15.61	€ 17.64
-16	25	1	1.5/8" -12 UN	164	107.7	25	50.8	38.1	16GS20FX 455	£48.15	€ 54.40
-20	32	1.1/4	1.5/8" -12 UN	180	109	38	50.8	47.6	20GS20FX 455	£49.23	€ 55.63
-24	40	1.1/2	1.7/8" -12 UN	233	159.5	50	60	55	24G SP24FX 45-050	£45.36	€ 51.25
-32	50	2	2.1/2" -12 UN	276	183.8	45	75	65	32GSP32FX 45-065	£52.15	€ 58.93

JIC 37° FJX90S

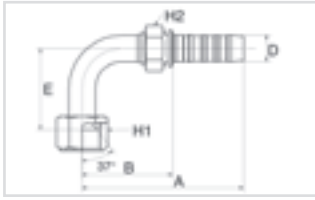
www.flowfitonline.com
TECH. DATA SHEET
GH01



Female JIC swivel. 37° inverted cone. 90° swept elbow.
Short drop (-6 to -20 drop dimensions meet ISO 12151-5).

D				A	B	E	H1	H2	REF.		
SIZE	DN	"		mm	mm	mm	mm	mm	G	NETT. PRICE	
										£ STERLING	€ EUROS
-6	10	3/8	9/16" - 18 UNF	79	43.2	23	19.1	19.1	6GS6FJX90S	£4.82	€ 5.45
-8	12	1/2	3/4" -16 UNF	86	48.6	29	22.2	22.2	8GS8FJX90S	£6.35	€ 7.17
-8	12	1/2	7/8" - 14 UNF	92	54.5	32	27	22.2	8GS10FJX90S	£12.51	€ 14.13
-8	12	1/2	1.1/16" - 12 UN	111	73.5	48	31.8	22.2	8GS12FJX90S	£61.00	€ 68.93
-10	16	5/8	7/8" - 14 UNF	111	43.3	36	27	30	10GS10FJX90-036	£29.53	€ 33.37
-12	20	3/4	1.1/16" - 12 UN	119	68	48	31.8	28.6	12GS12FJX90S	£11.20	€ 12.66
-12	20	3/4	1.5/16" - 12 UN	135	84	56	38.1	28.6	12GS16FJX90S	£36.86	€ 41.65
-16	25	1	1.5/8" - 12 UN	144	87.6	56	38.1	38.1	16GS16FJX90S	£15.76	€ 17.81
-20	32	1.1/4	1.5/8" - 12 UN	174	102.9	64	50.8	47.6	20GS20FJX90S	£54.96	€ 62.11

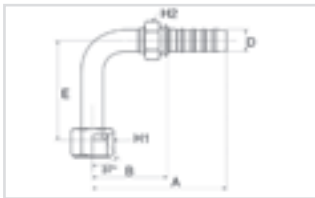
JIC 37° FJX90M



Female JIC swivel. 37° inverted cone. 90° swept elbow.
Medium drop (-6 to -20 drop dimensions meet ISO 12151-5).

D				A	B	E	H1	H2	REF.	NETT. PRICE	
SIZE	DN	"		mm	mm	mm	mm	mm	G	£ STERLING	€ EUROS
-6	10	3/8	3/4" - 16 UNF	91	55.2	41	22.2	19.1	6GS8FJX90M	£8.50	€ 9.61
-8	12	1/2	3/4" - 16 UNF	92	54.6	41	22.2	22.2	8GS8FJX90M	£8.14	€ 9.20
-8	12	1/2	7/8" - 14 UNF	89	51.5	47	27	22.2	8GS10FJX90M	£7.14	€ 8.07
-10	16	5/8	7/8" - 14 UNF	107	56.7	47	27	25.4	10GS10FJX90M	£12.49	€ 14.11
-10	16	5/8	1.1/16" - 12 UN	121	70.7	58	31.8	25.4	10GS12FJX90M	£16.79	€ 18.97
-12	20	3/4	1.1/16" - 12 UN	119	68	58	31.8	28.6	12GS12FJX90M	£9.06	€ 10.24
-12	20	3/4	1.3/16" - 12 UN	141	90	60	34.9	28.6	12GS14FJX90-060	£28.08	€ 31.73
-12	20	3/4	1.5/16" - 12 UN	135	84	71	38.1	28.6	12GS16FJX90M	£19.81	€ 22.39
-16	25	1	1.5/16" - 12 UN	144	87.6	71	38.1	38.1	16GS16FJX90M	£14.17	€ 16.01
-20	32	1.1/4	1.5/8" - 12 UN	174	102.9	78	50.8	47.6	20GS20FJX90M	£37.44	€ 42.31
-24	40	1.1/2	1.7/8" - 12 UN	212	138.4	89	60	55	24GSP24FJX90-089	£39.87	€ 45.05
-32	50	2	2.1/2" - 12 UN	272	179.7	140	75	65	32GSP32FJX90	£47.77	€ 53.98

JIC 37° FJX90L



Female JIC swivel. 37° inverted cone. 90° swept elbow.

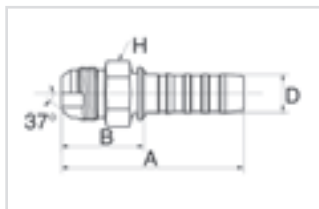
Long drop (-6 to -20 drop dimensions meet ISO 12151-5).

D				A	B	E	H1	H2	REF.	NETT. PRICE	
SIZE	DN	"		mm	mm	mm	mm	mm	G	£ STERLING	€ EUROS
-6	10	3/8	9/16" - 18 UNF	86	50.2	54	19.1	19.1	6GS6FJX90L	£24.74	€ 27.96
-8	12	1/2	3/4" - 16 UNF	92	54.6	64	22.2	22.2	8GS8FJX90L	£48.21	€ 54.48
-8	12	1/2	7/8" - 14 UNF	89	51.5	70	27	22.2	8GS10FJX90L	£32.21	€ 36.40
-12	20	3/4	1.1/16" - 12 UN	113	62	96	31.8	28.6	12GS12FJX90L	£32.56	€ 36.80
-16	25	1	1.5/16" - 12 UN	144	87.6	114	38.1	38.1	16GS16FJX90L	£42.20	€ 47.68
-16	25	1	1.5/8" - 12 UN	154	97.6	129	50.8	38.1	16GS20FJX90L	£85.19	€ 96.27
-20	32	1.1/4	1.5/8" - 12 UN	174	102.9	129	50.8	47.6	20GS20FJX90L	£60.80	€ 68.71

JIC 37° MJ

Male J C parallel. 37° cone.

www.flowfitonline.com
TECH. DATA SHEET
GH01

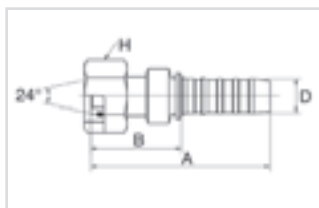


SIZE		D	DN	"		A	B	H	REF.	NETT. PRICE
					mm	mm	mm	G		£ STERLING € EUROS
-6	10	3/8	9/16"	-18 UNF	66	30.2	17.5	6GS6MJ	£3.59	€ 4.06
-6	10	3/8	3/4"	-16 UNF	70	34.2	20.6	6GS8MJ	£5.97	€ 6.74
-6	10	3/8	7/8"	-14 UNF	77	41.2	23.8	6GS10MJ	£11.77	€ 13.30
-8	12	1/2	3/4"	-16 UNF	72	34.5	20.6	8GS8MJ	£3.47	€ 3.92
-8	12	1/2	7/8"	-14 UNF	75	37.5	22.2	8GS10MJ	£4.47	€ 5.05
-10	16	5/8	7/8"	-14 UNF	92	41.7	23.8	10GS10MJ	£7.32	€ 8.28
-10	16	5/8	1.1/16"	-12 UN	94	43.7	27	10GS12MJ	£9.09	€ 10.28
-12	20	3/4	1.1/16"	-12 UN	93	42	28.6	12GS12MJ	£7.38	€ 8.34
-12	20	3/4	1.3/16"	-12 UN	94	43	31.8	12GS14MJ	£16.25	€ 18.36
-12	20	3/4	1.5/16"	-12 UN	96	45	33.3	12GS16MJ	£10.12	€ 11.44
-16	25	1	1.5/16"	-12 UN	104	47.2	34.9	16GS16MJ	£10.57	€ 11.94
-16	25	1	1.5/8"	-12 UN	108.5	51.7	44.5	16GS20MJ	£19.95	€ 22.54
-20	32	1.1/4	1.5/8"	-12 UN	125	53.9	44.5	20GS20MJ	£28.49	€ 32.20
-24	40	1.1/2	1.7/8"	-12 UN	130	56.4	50	24GSP24MJ	£26.61	€ 30.06
-32	50	2	2.1/2"	-12 UN	161.1	69.1	65	32GSP32MJ	£34.50	€ 38.99

DIN 24° FDLORX

Female DIN 'O' ring swivel. 24° cone. Light series.

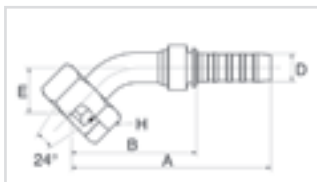
www.flowfitonline.com
TECH. DATA SHEET
GH01



SIZE		D	DN	"		A	B	H	REF.	NETT. PRICE
					mm	mm	mm	G		£ STERLING € EUROS
-6	10	3/8	M18 x 1.5		73	37.2	22	6G512FDLORX	£4.67	€ 5.28
-8	12	1/2	M22 x 1.5		73	35.5	27	8G515FDLORX	£5.55	€ 6.28
-10	16	5/8	M26 x 1.5		91.8	41.5	32	10G518FDLORX	£6.81	€ 7.69
-12	20	3/4	M30 x 2.0		97	46	36	12G522FDLORX	£8.75	€ 9.88
-12	20	3/4	M36 x 2.0		99	48	41	12G528FDLORX	£19.32	€ 21.84
-16	25	1	M36 x 2.0		105	48.6	41	16G528FDLORX	£17.84	€ 20.16
-20	32	1.1/4	M45 x 2.0		132.5	61.4	50	20G535FDLORX	£20.90	€ 23.62
-24	40	1.1/2	M52 x 2.0		135.7	62	60	24G51342FDLORX	£28.03	€ 31.67

DIN 24° FDLORX45

www.flowfitonline.com
TECH. DATA SHEET
GH01

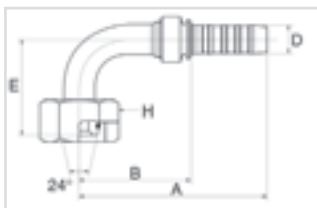


Female DIN 'O' ring swivel. 24° cone. Light series.
45° swept elbow. Drop dimensions meet ISO 12151-2.

D			A		B		E		H		REF.	
SIZE	DN	"	mm	mm	mm	mm	mm	mm	mm	G	NETT. PRICE	
											£ STERLING	€ EUROS
-8	12	1/2	M22 x 1.5	94.7	57.2	20.2	27	8G515FDLORX45	£11.90	€ 13.45		
-12	20	3/4	M30 x 2.0	135.8	84.8	29.8	36	12G522FDLORX45	£21.98	€ 24.84		
-16	25	1	M36 x 2.0	155.5	99.1	30.9	41	16G528FDLORX45	£20.01	€ 22.61		
-24	40	1.1/2	M52 x 2.0	208.9	135.2	44	60	24G51342FDLORX45	£36.12	€ 40.82		

DIN 24° FDLORX90

www.flowfitonline.com
TECH. DATA SHEET
GH01

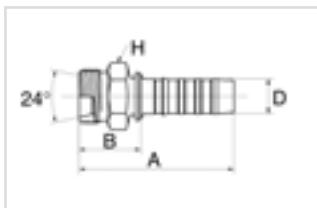


Female DIN 'O' ring swivel. 24° cone. Light series.
90° swept elbow. Drop dimensions meet ISO 12151-2.

D			A		B		E		H		REF.	
SIZE	DN	"	mm	mm	mm	mm	mm	mm	mm	G	NETT. PRICE	
											£ STERLING	€ EUROS
-6	10	3/8	M18 x 1.5	78	42.2	37	22	6G512FDLORX90	£9.38	€ 10.60		
-8	12	1/2	M22 x 1.5	88	50.5	42	27	8G515FDLORX90	£11.93	€ 13.48		
-10	16	5/8	M26 x 1.5	113.5	63.2	51.5	32	10G518FDLORX90	£14.74	€ 16.66		
-12	20	3/4	M30 x 2.0	126	75	62	36	12G522FDLORX90	£21.98	€ 24.84		
-16	25	1	M36 x 2.0	151	94.6	70	41	16G528FDLORX90	£20.01	€ 22.61		
-24	40	1.1/2	M52 x 2.0	194.6	120.9	92	60	24G51342FDLORX90	£36.12	€ 40.82		

DIN 24° MDL

www.flowfitonline.com
TECH. DATA SHEET
GH01

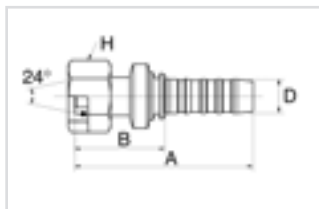


Male DIN parallel. 24° inverted cone. Light series.

D			A		B		H		REF.			
SIZE	DN	"	mm	mm	mm	mm	mm	mm	G	NETT. PRICE		
											£ STERLING	€ EUROS
-6	10	3/8	M18 x 1.5	60	24.2	19	6GS12MDL	£5.24	€ 5.92			
-8	12	1/2	M22 x 1.5	63	25.5	24	8GS15MDL	£4.73	€ 5.34			
-10	16	5/8	M26 x 1.5	76.5	26.2	27	10GS18MDL	£7.96	€ 9.00			
-12	20	3/4	M30 x 2.0	79.5	28.5	32	12GS22MDL	£16.54	€ 18.69			
-16	25	1	M36 x 2.0	90	33.2	41	16GS28MDL	£18.50	€ 20.90			
-24	40	1.1/2	M52 x 2.0	120	46.4	55	24GSP42MDL	£26.78	€ 30.26			

DIN 24° FDHORX

www.flowfitonline.com
TECH. DATA SHEET
GH01

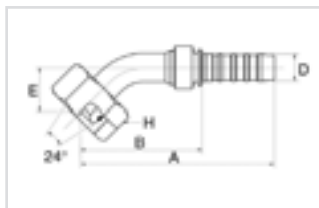


Female DIN 'O' ring swivel. 24° cone. Heavy series.

D				A	B	H	REF.		
SIZE	DN	"		mm	mm	mm	G	NETT. PRICE	
								£ STERLING	€ EUROS
-6	10	3/8	M20 x 1.5	73	37.2	24	6GS12FDHORX	£4.90	€ 5.53
-6	10	3/8	M22 x 1.5	75.5	39.7	27	6GS14FDHORX	£6.02	€ 6.80
-8	12	1/2	M22 x 1.5	76.5	38.9	27	8GS14FDHORX	£38.45	€ 43.44
-8	12	1/2	M24 x 1.5	79	41.5	30	8GS16FDHORX	£6.26	€ 7.08
-8	12	1/2	M30 x 2.0	82	44.5	36	8GS20FDHORX	£10.88	€ 12.29
-10	16	5/8	M30 x 2.0	100	49.7	36	10GS20FDHORX	£7.12	€ 8.05
-10	16	5/8	M36 x 2.0	104	53.7	46	10GS25FDHORX	£25.87	€ 29.24
-12	20	3/4	M30 x 2.0	103	52	36	12GS20FDHORX	£9.90	€ 11.19
-12	20	3/4	M36 x 2.0	107.4	56.4	46	12GS25FDHORX	£13.08	€ 14.78
-12	20	3/4	M42 x 2.0	97	46	50	12GS30FDHORX	£27.43	€ 31.00
-16	25	1	M36 x 2.0	116	59.6	46	16GS25FDHORX	£15.61	€ 17.64
-16	25	1	M42 x 2.0	118	61.6	50	16GS30FDHORX	£17.77	€ 20.08
-20	32	1.1/4	M52 x 2.0	145	73.9	60	20GS38FDHORX	£24.96	€ 28.21
-24	40	1.1/2	M52 x 2.0	180	85	60	24GSH38FDHORX	£26.19	€ 29.60
-24	40	1.1/2	M52 x 2.0	150	76.3	60	24GSP38FDHORX	£28.90	€ 32.65

DIN 24° FDHORX45

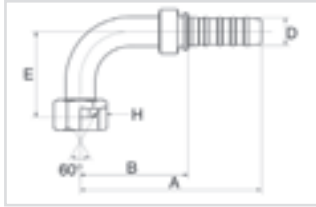
www.flowfitonline.com
TECH. DATA SHEET
GH01



Female DIN 'O' ring swivel. 24° cone. Heavy series.
45° swept elbow. Drop dimensions meet ISO 12151-2.

D				A	B	E	H	REF.		
SIZE	DN	"		mm	mm	mm	mm	G	NETT. PRICE	
								£ STERLING	€ EUROS	
-6	10	3/8	M20 x 1.5	86.7	50.8	18.9	24	6G512FDHORX45	£7.28	€ 8.23
-6	10	3/8	M22 x 1.5	88.8	53	21	27	6G514FDHORX45	£13.63	€ 15.40
-8	12	1/2	M24 x 1.5	96.1	58.7	21.6	30	8G516FDHORX45	£10.96	€ 12.39
-10	16	5/8	M30 x 2.0	121.6	71.3	24.9	36	10G520FDHORX45	£12.25	€ 13.85
-12	20	3/4	M30 x 2.0	160.9	109.9	29.8	36	12G520FDHORX45	£20.34	€ 22.99
-12	20	3/4	M36 x 2.0	137.3	86.3	31.2	46	12G525FDHORX45	£18.20	€ 20.57
-16	25	1	M36 x 2.0	159.7	103.3	35.1	46	16G525FDHORX45	£30.62	€ 34.60
-16	25	1	M42 x 2.0	159.7	103.3	35.1	50	16G530FDHORX45	£23.56	€ 26.63
-20	32	1.1/4	M52 x 2.0	196	124.9	42.5	60	20G538FDHORX45	£44.56	€ 50.36
-24	40	1.1/2	M52 x 2.0	236.9	141.9	44	60	24G51-138FDHORX45	£45.12	€ 50.99
-24	40	1.1/2	M52 x 2.0	208.9	135.2	44	60	24G51338FDHORX45	£45.12	€ 50.99

DIN 24° FDHORX90

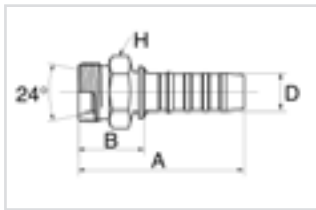


Female DIN 'O' ring swivel. 24° cone. Heavy series.
90° swept elbow. Drop dimensions meet ISO 12151-2.

www.flowfitonline.com
TECH. DATA SHEET
GH01

SIZE		D		A	B	E	H	REF.	NETT. PRICE	
DN	"	mm	mm	mm	mm	mm	mm	G	£ STERLING	€ EUROS
-6	10	3/8	M20 x 1.5	78	42.2	37	24	6G512FDHORX90	£8.54	€ 9.65
-6	10	3/8	M22 x 1.5	78	42.2	40	27	6G514FDHORX90	£13.39	€ 15.13
-8	12	1/2	M24 x 1.5	88	50.5	44	30	8G516FDHORX90	£10.93	€ 12.35
-10	16	5/8	M30 x 2.0	112.5	62.2	51	36	10G520FDHORX90	£12.25	€ 13.85
-12	20	3/4	M30 x 2.0	126	75	62	36	12G520FDHORX90	£20.34	€ 22.99
-12	20	3/4	M36 x 2.0	126	75	64	46	12G525FDHORX90	£18.20	€ 20.57
-16	25	1	M36 x 2.0	151	94.6	76	46	16G525FDHORX90	£30.62	€ 34.60
-16	25	1	M42 x 2.0	151	94.6	76	50	16G530FDHORX90	£23.56	€ 26.63
-20	32	1.1/4	M52 x 2.0	180.5	109.4	87	60	20G538FDHORX90	£44.56	€ 50.36
-24	40	1.1/2	M52 x 2.0	194.6	121	92	60	24G51338FDHORX90	£44.56	€ 50.36

DIN 24° MDH



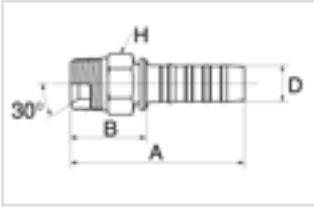
Male DIN parallel. 24° inverted cone. Heavy series.

www.flowfitonline.com
TECH. DATA SHEET
GH01

SIZE		D		A	B	H	REF.	NETT. PRICE	
DN	"	mm	mm	mm	mm	mm	G	£ STERLING	€ EUROS
-6	10	3/8	M20 x 1.5	63.7	27.9	22	6GS12MDH	£5.22	€ 5.89
-6	10	3/8	M22 x 1.5	65.7	29.9	24	6GS14MDH	£6.77	€ 7.65
-8	12	1/2	M24 x 1.5	67.5	30	27	8GS16MDH	£6.13	€ 6.92
-10	16	5/8	M30 x 2.0	85	34.7	32	10GS20MDH	£8.65	€ 9.77
-12	20	3/4	M30 x 2.0	85	34	32	12GS20MDH	£12.26	€ 13.86
-12	20	3/4	M36 x 2.0	89	38	41	12GS25MDH	£10.70	€ 12.09
-12	20	3/4	M42 x 2.0	95	44	46	12GS30MDH	£16.54	€ 18.69
-16	25	1	M36 x 2.0	97	40.2	41	16GS25MDH	£21.14	€ 23.88
-16	25	1	M42 x 2.0	99	42.2	46	16GS30MDH	£16.91	€ 19.10
-20	32	1.1/4	M52 x 2.0	123	51.9	55	20GS38MDH	£30.06	€ 33.97

NPTF MP

Male NPTF pipe. 30°



www.flowfitonline.com
TECH. DATA SHEET
GH01

D				A	B	H	REF.	NETT. PRICE	
SIZE	DN	"		mm	mm	mm	G	£ STERLING	€ EUROS
-6	10	3/8	3/8" -18 NPTF	69	33.2	17.5	6GS6MP	£3.24	€ 3.67
-6	10	3/8	1/2" -14 NPTF	73	37.2	22.2	6GS8MP	£9.14	€ 10.33
-8	12	1/2	1/2" -14 NPTF	74	36.5	22.2	8GS8MP	£3.86	€ 4.36
-8	12	1/2	3/4" -14 NPTF	77	39.5	27	8GS12MP	£18.41	€ 20.81
-10	16	5/8	1/2" -14 NPTF	87	36.7	23.8	10GS8MP	£15.61	€ 17.64
-10	16	5/8	3/4" -14 NPTF	91	40.7	28.6	10GS12MP	£31.94	€ 36.09
-12	20	3/4	3/4" -14 NPTF	90	39	27	12GS12MP	£5.84	€ 6.60
-12	20	3/4	1" -11.5 NPTF	97	46	34.9	12GS16MP	£16.83	€ 19.02
-16	25	1	3/4" -14 NPTF	101	44.2	34.9	16GS12MP	£47.52	€ 53.70
-16	25	1	1" -11.5 NPTF	106	49.2	34.9	16GS16MP	£11.27	€ 12.73
-16	25	1	1.1/4" -11.5 NPTF	109	52.2	44.5	16GS20MP	£31.54	€ 35.63
-20	32	1.1/4	1.1/4" -11.5 NPTF	127	55.9	44.5	20GS20MP	£26.92	€ 30.42
-24	40	1.1/2	1.1/2" -11.5 NPTF	133	59.4	50.8	24GSP24MP	£27.35	€ 30.90
-32	50	2	2" -11.5 NPTF	153.7	61.7	63.5	32GSP32MP	£31.28	€ 35.35

MINTOR ACCESSORIES FOR HYDRAULIC COMPONENTS

PRODUCT	PAGE
BREATHER PLUGS	538
MAGNETIC PLUGS	544
DRAIN FILLING PLUGS	547
VISUAL LEVEL INDICATORS	550
FILLING PLUGS	562
PLUGS ON INCLINED FLANGE	568



QUALITY PRODUCTS



FREE ADVICE



BREATHER PLUGS

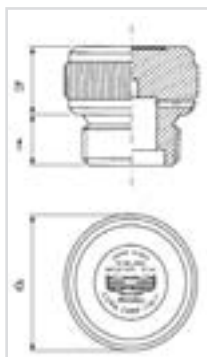
TCF/Z - FILLING PLUG WITH BREATHER

www.flowfitonline.com
TECH. DATA SHEET
MA01

- Threaded plug with knurled round head for hand-tightening.
- Hole for venting internal pressure.
- For application only on upper part of the crankcase away from moving parts.
- For applications requiring extra-tight sealing, type TSFT/N is recommended.



TYPE	CODE	GAS	h	f	d	NETT. PRICE	
						£ STERLING	€ EUROS
TCF/ZOG	1GCFZ00A	1/8"	12	8	20	£2.16	€ 2.44
TCF/Z1G	1GCFZ10A	1/4"	12	8	22	£2.49	€ 2.81
TCF/Z2G	1 GCFZ20A	3/8"	13,5	10	26	£2.89	€ 3.27
TCF/ZOG	1GCFZ30A	1/2"	16,5	10	30	£3.26	€ 3.69
TCF/Z4G	1 GCFZ40A	3/4"	20	12	40	£5.50	€ 6.22
TCF/Z5G	1GCFZ50A	1"	21,5	14	45	£7.99	€ 9.03
TCF/ZOG	1GCFZ60A	1"1/4	20	15	55	£12.07	€ 13.64
TCF/Z7G	1 GCFZ70A	1"1/2	20	15	55	£14.45	€ 16.33
TCF/Z8G	1 GCFZ80A	2"	20	17	70	£26.68	€ 30.15



TYPE	CODE	MB SERIES	h	f	d	NETT. PRICE	
						£ STERLING	€ EUROS
TCF/ZOM	1 MCFZ00A	1 0 x 1	12	8	20	£2.16	€ 2.44
TCF/Z1M	1MCFZ10A	14 x 1,5	12	8	22	£2.49	€ 2.81
TCF/Z2M	1MCFZ20A	16 x 1,5	12	10	26	£2.89	€ 3.27
TCF/ZOM	1MCFZ30A	18 x 1,5	12	10	26	£3.23	€ 3.65
TCF/Z4M	1 MCFZ40A	20 x 1,5	15	10	30	£3.25	€ 3.68
TCF/Z5M	1MCFZ50A	22 x 1,5	15	10	30	£3.26	€ 3.69
TCF/ZOM	1MCFZ60A	24 x 2	15	12	36	£5.72	€ 6.47
TCF/Z7M	1 MCFZ70A	30 x 2	20	12	42	£7.40	€ 8.36
TCF/Z8M	1 MCFZ80A	33 x 2	21,5	14	45	£7.99	€ 9.03

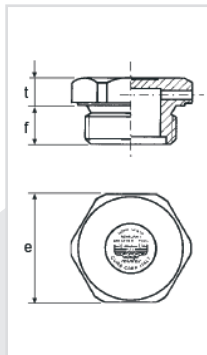
TCF - FILLING PLUG WITH BREATHER

www.flowfitonline.com
TECH. DATA SHEET
MA01

- Hole for venting internal pressure.
- For application only on upper part of the crankcase away from moving parts.
- For applications requiring extra-tight sealing, type TSFT/N is recommended.



TYPE	CODE	GAS	t	f	e	NETT. PRICE	
						£ STERLING	€ EUROS
TCFOG	1 GTC F00A	1/8"	5	8	14	£1.86	€ 2.10
TCF1G	1GTCF10A	1/4"	7,5	8	17	£2.05	€ 2.31
TCF2G	1GTCF20A	3/8"	8,5	10	22	£2.12	€ 2.40
TCFOG	1GTCF30A	1/2"	8,5	10	27	£2.83	€ 3.20
TCF4G	1 GTCF40A	3/4"	9,5	12	32	£4.02	€ 4.54
TCFOG	1GTCF50A	1"	9,5	14	40	£6.50	€ 7.34
TCFOG	1GTCF60A	1"1/4	10	15	50	£10.74	€ 12.13
TCF7G	1GTCF70A	1"1/2	10	15	55	£12.93	€ 14.61
TCFOG	1 GTCF80A	2"	12	17	70	£25.86	€ 29.23



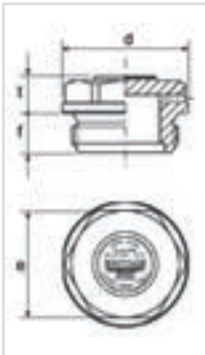
TYPE	CODE	MB SERIES	t	f	e	NETT. PRICE	
						£ STERLING	€ EUROS
TCFOM	1 MTC F00A	1 0 x 1	5	8	14	£1.86	€ 2.10
TCF1M	1MTCF10A	14 x 1,5	6	8	17	£2.05	€ 2.31
TCF2M	1MTCF20A	16 x 1,5	7	10	22	£2.12	€ 2.40
TCF3M	1MTCF30A	18 x 1,5	7	10	22	£2.57	€ 2.90
TCF4M	1 MTCF40A	20 x 1,5	7	10	24	£2.90	€ 3.28
TCF5M	1MTCF50A	22 x 1,5	8,5	10	27	£2.83	€ 3.20
TCF6M	1MTCF60A	24 x2	8	12	30	£4.66	€ 5.27
TCF7M	1MTCF70A	26 x1,5	8	12	32	£5.30	€ 5.99
TCF8M	1 MTCF80A	30 x2	8	12	36	£6.72	€ 7.59
TCF9M	1MTCF90A	33 x2	8	14	40	£7.24	€ 8.18
TCF10M	1MTCF91A	42 x3	10	15	50	£10.74	€ 12.13
TCF11M	1 MTCF92A	48 x3	10	15	55	£12.93	€ 14.61
TCF12M	1MTCF93A	60 x 4	12	17	70	£25.86	€ 29.23

TCF/F - FILLING PLUG WITH BREATHER AND MILLED HEAD

- Hole for venting internal pressure.
- The milled head produces a crown with greater adherence area to the crankcase.
- For application only on upper part of the crankcase away from moving parts.
- For applications requiring extra-tight sealing, type TSFT/N is recommended



TYPE	CODE	GAS	d	t	f	e	NETT. PRICE	
							£ STERLING	€ EUROS
TCF/FOG	1G F/FOOA	1/8"	14	7	8	10	£1.72	€ 1.94
TCF/F1G	1G F/F10A	1/4"	20	9,5	8	17	£2.06	€ 2.32
TCF/F2G	1G F/F20A	3/8"	22	10	9	18	£2.11	€ 2.38
TCF/FOG	1G F/F30A	1/2"	28	10,5	11	22	£2.75	€ 3.10
TCF/F4G	1G F/F40A	3/4"	32	10,5	12	27	£1.67	€ 1.89
TCF/F5G	1G F/F50A	1"	40	12	12,5	34	£6.19	€ 7.00



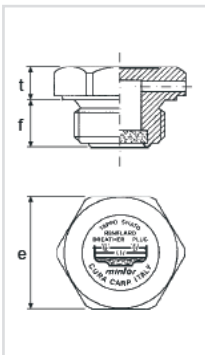
TYPE	CODE	MB SERIES	d	t	f	e	NETT. PRICE	
							£ STERLING	€ EUROS
TCF/FOM	1MF/FOOA	10 x 1	14	7	8	10	£1.72	€ 1.94
TCF/F1M	1MF/F10A	14 x 1,5	20	8	8	17	£2.06	€ 2.32
TCF/F2M	1MF/F20A	16 x 1,5	22	10	9	18	£2.11	€ 2.38
TCF/FOM	1MF/F30A	18 x 1,5	26	8	9	20	£2.31	€ 2.61
TCF/F4M	1M F/F40A	20 x 1,5	28	9	11	22	£2.61	€ 2.95
TCF/F5M	1M F/F50A	22 x 1,5	28	10,5	11	22	£2.75	€ 3.10

TCFS - FILLING PLUG AND BREATHER

- Threaded plug with hex head and with hole and a spherical bronze filter which vent internal pressure and keep out foreign bodies during the intake stroke.
- The built-in filter has a filtration degree of 40 microns.
- The TCFS is especially suitable in dusty environments and with very small encumbrance.



TYPE	CODE	GAS	t	f	e	μ	NETT. PRICE	
							£ STERLING	€ EUROS
TCFS1G	1GCFS10A	1/4"	7,5	8	17	40	£2.99	€ 3.38
TCFS2G	1 GCFS20A	3/8"	8,5	9	22	40	£3.43	€ 3.88
TCFS3G	1GCFS30A	1/2"	7	12	27	40	£4.97	€ 5.62
TCFS4G	1GCFS40A	3/4"	8	14	32	40	£6.42	€ 7.26
TCFS5G	1GCFS50A	1"	8	16	40	40	£9.09	€ 10.28



TYPE	CODE	MB SERIES	t	f	e	μ	NETT. PRICE	
							£ STERLING	€ EUROS
TCFS1M	1MCFS10A	14 x 1,5	6	8	17	40	£2.99	€ 3.38
TCFS2M	1MCFS20A	16 x 1,5	7	9	22	40	£3.45	€ 3.89
TCFS3M	1MCFS30A	18 x 1,5	7	9	22	40	£4.07	€ 4.60
TCFS4M	1 MCFS40A	20 x 1,5	7	12	24	40	£4.93	€ 5.57
TCFS5M	1 MCFS50A	22 x 1,5	7	12	27	40	£4.97	€ 5.62

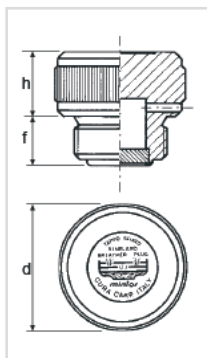
TCSF/Z - FILLING PLUG AND BREATHER

www.flowfitonline.com
TECH. DATA SHEET
MA01

- Threaded plug with knurled round head for hand-tightening.
- The built-in filter has a filtration degree of 40 microns.
- The hole and a spherical bronze filter vent internal pressure and keep out foreign bodies during the intake stroke.
- The TCSF/Z is therefore especially suitable in dusty environments and is recommended for applications on Hydraulic Units.



TYPE	CODE	GAS	h	f	d	μ	NETT. PRICE	
							£ STERLING	€ EUROS
TCSF/Z1G	1GSFZ10A	1/4"	12	8	22	40	£4.03	€ 4.55
TCSF/Z2G	1GSFZ20A	3/8"	12	10	26	40	£4.60	€ 5.20
TCSF/Z3G	1GSFZ30A	1/2"	16,5	12	30	40	£5.47	€ 6.18
TCSF/Z4G	1GSFZ40A	3/4"	20	13,5	40	40	£7.99	€ 9.03
TCSF/Z5G	1GSFZ50A	1"	21,5	14	45	40	£10.59	€ 11.97
TCSF/Z6G	1GSFZ60A	1" 1/4	21,5	16	55	200	£14.89	€ 16.83
TCSF/Z7G	1GSFZ70A	1" 1/2	21,5	16	55	200	£17.24	€ 19.48
TCSF/Z8G	1GSFZ80A	2"	20	17	70	200	£26.61	€ 30.06



TYPE	CODE	MB SERIES	h	f	d	μ	NETT. PRICE	
							£ STERLING	€ EUROS
TCSF/Z1M	1MSFZ10A	14 x 1,5	12	8	22	40	£4.03	€ 4.55
TCSF/Z2M	1MS FZ20A	16 x 1,5	12	10	26	40	£4.60	€ 5.20
TCSF/Z3M	1MS FZ30A	18 x 1,5	12	10	26	40	£5.04	€ 5.69
TCSF/Z4M	1MS FZ40A	20 x 1,5	15	12	30	40	£5.73	€ 6.48
TCSF/Z5M	1MS FZ50A	22 x 1,5	15	12	30	40	£5.78	€ 6.53
TCSF/Z6M	1MS FZ60A	24 x 2	15	13,5	36	40	£7.31	€ 8.26
TCSF/Z7M	1MS FZ70A	30 x 2	20	14	42	40	£9.36	€ 10.58
TCSF/Z8M	1MS FZ80A	33 x 2	20	14	45	40	£10.59	€ 11.97

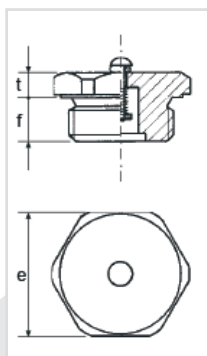
TMV - BREATHER PLUG

www.flowfitonline.com
TECH. DATA SHEET
MA01

- Breather plug with O-ring and external valve with an inox spring calibrated from 0,10 to 0,15 bar.
- It opens at intervals and vents internal pressure.
- The valve has the double function of keeping out foreign bodies and avoid fluid leakage.
- It is especially recommended for Differentials, Transmissions and small Speed Reducers.



TYPE	CODE	GAS	t	f	e	NETT. PRICE	
						£ STERLING	€ EUROS
TMVOG	1GTMV00A	1/8"	5	8	14	£2.86	€ 3.23
TMV1G	1GTMV10A	1/4"	6	8	17	£3.05	€ 3.45
TMV2G	1GTMV20A	3/8"	7	10	22	£3.64	€ 4.11
TMVOG	1GTMV30A	1/2"	7	10	27	£4.45	€ 5.03
TMV4G	1GTMV40A	3/4"	8	12	32	£6.68	€ 7.55
TMVOG	1GTMV50A	1"	8	14	40	£8.50	€ 9.61



TYPE	CODE	MB SERIES	t	f	e	NETT. PRICE	
						£ STERLING	€ EUROS
TMVOM	1MTMV00A	10 x 1	5	8	14	£2.86	€ 3.23
TMV1M	1MTMV10A	12 x 1,5	6	8	17	£2.86	€ 3.23
TMV2M	1MTMV20A	14 x 1,5	6	8	17	£3.05	€ 3.45
TMVOM	1MTMV30A	16 x 1,5	7	10	22	£3.64	€ 4.11
TMV4M	1MTMV40A	18 x 1,5	7	10	22	£4.17	€ 4.71
TMVOM	1MTMV50A	20 x 1,5	7	10	24	£4.71	€ 5.32
TMVOM	1MTMV60A	22 x 1,5	7	10	27	£4.45	€ 5.03

TSVV - BREATHER PLUG WITH DOUBLE VALVE

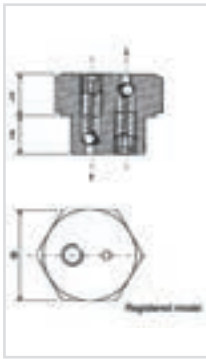
www.flowfitonline.com
TECH. DATA SHEET
MA01

• Breather plug with double valve made of hardened and tempered light alloy. It is provided with standard 0,10 bar calibration, which can be adjusted by the operator depending on the intended use.

• The double valve ensures venting of internal pressure and inlet of air when the flow medium level decreases thus hindering cavitation on delivery.
• Particularly suitable for Tanks, Oil-hydraulic Circuits and Hydraulically Operated Lifting Machines.



TYPE	CODE	GAS	t	f	e	NETT. PRICE	
						£ STERLING	€ EUROS
TSVV1G	1GSVV10A	1/4"	10	10	17	£6.50	€ 7.34
TSVV2G	1GSVV20A	3/8"	10	10	22	£6.89	€ 7.79
TSVV3G	1GSVV30A	1/2"	10	10	27	£8.38	€ 9.47
TSVV4G	1GSVV40A	3/4"	8	12	32	£11.21	€ 12.67
TSVV5G	1GSVV50A	1"	8	14	40	£16.90	€ 19.09
TSVV/Z7G	1GSVVZ70	1" 1/2	31	14	55	£46.11	€ 52.10
TSVV/Z8G	1GSVVZ80	2"	31	14	70	£55.20	€ 62.38



TYPE	CODE	MB SERIES	t	f	e	NETT. PRICE	
						£ STERLING	€ EUROS
TSVVOM	1MSVV00A	12 x 1,5	10	10	17	£6.50	€ 7.34
TSVV1M	1MSVV10A	14 x 1,5	10	10	17	£6.50	€ 7.34
TSVV2M	1MSVV20A	16 x 1,5	10	10	22	£6.89	€ 7.79
TSVVOM	1MSVV30A	18 x 1,5	10	10	22	£7.61	€ 8.60
TSVV4M	1MSVV40A	20 x 1,5	10	10	24	£8.11	€ 9.16
TSVVOM	1MSVV50A	22 x 1,5	10	10	27	£8.38	€ 9.47
TSVVOM	1MSVV60A	24 x 1,5	10	10	30	£12.51	€ 14.13
TSVV7M	1MSVV70A	26 x 1,5	8	12	32	£14.49	€ 16.37
TSVVOM	1MSVV80A	30 x 2	8	12	36	£16.13	€ 18.23
TSVV9M	1MSVV90A	33 x 2	8	14	40	£16.90	€ 19.09

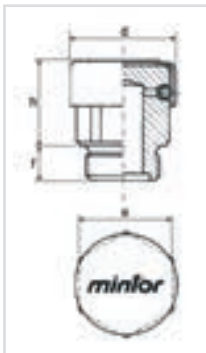
TSFO/R - BREATHER PLUG

www.flowfitonline.com
TECH. DATA SHEET
MA01

• Oil filling and breather plug with galvanized-steel cover.
• Large internal chamber with O-ring especially designed for Agricultural and Earth-moving Machines, to be applied wherever there is strong sloshing of the fluids.



TYPE	CODE	GAS	d	h	f	e	NETT. PRICE	
							£ STERLING	€ EUROS
TSFO/ROG	1GTOROOM	1/8"	21	21	8	17	£2.86	€ 3.23
TSFO/R1 G	1GTOR1OM	1/4"	21	21	8	17	£3.03	€ 3.43
TSFO/R2G	1GTOR2OM	3/8"	24	23	9	20	£3.21	€ 3.63
TSFO/R3G	1GTOR3OM	1/2"	30	26	10	27	£4.26	€ 4.82
TSFO/R4G	1GTOR4OM	3/4"	30	24	12	32	£5.95	€ 6.72
TSFO/R5G	1GTOR5OM	1"	38	29	14	40	£9.13	€ 10.31



TYPE	CODE	MB SERIES	d	h	f	e	NETT. PRICE	
							£ STERLING	€ EUROS
TSFO/ROM	1MTOROOM	10 x 1	21	21	8	17	£2.86	€ 3.23
TSFO/R1 M	1MTOR1OM	14 x 1,5	21	21	8	17	£3.03	€ 3.43
TSFO/R2M	1MTOR2OM	16 x 1,5	24	23	9	20	£3.21	€ 3.63
TSFO/R3M	1MTOR3OM	18 x 1,5	30	26	10	27	£3.21	€ 3.63
TSFO/R4M	1MTOR4OM	20 x 1,5	30	26	10	27	£4.17	€ 4.71
TSFO/R5M	1MTOR5OM	22 x 1,5	30	26	10	27	£4.26	€ 4.82

TSF - OIL FILLING PLUG WITH BREATHER

- A galvanized-steel cover and a spherical bronze filter vent internal pressure and keep out foreign bodies during the intake stroke.
- The built-in filter has a filtration degree of 40 microns.
- The TSF is therefore especially suitable in dusty environments and is recommended for applications on Hydraulic Units and Cylinders.

www.flowfitonline.com
TECH. DATA SHEET
MA01



TYPE	CODE	GAS	d	h	f	e	μ	NETT. PRICE	
								£ STERLING	€ EUROS
TSF1G	1GTSF10M	1/4"	16,5	17	8	17	40	£4.23	€ 4.78
TSF2G	1GTSF20M	3/8"	22	19	10	22	40	£5.14	€ 5.81
TSF3G	1GTSF30M	1/2"	26	21	12	27	40	£6.20	€ 7.01
TSF4G	1GTSF40M	3/4"	30	24	14	32	40	£8.56	€ 9.68
TSF5G	1GTSF50M	1"	38	29	16	40	40	£12.17	€ 13.75
TSF6G	1GTSF60A	1"1/4	50	33	16	50	200	£20.37	€ 23.02
TSF7G	1GTSF70A	1"1/2	55	35	16	55	200	£27.75	€ 31.36
TSF8G	1GTSF80A	2"	70	40	16	70	200	£51.49	€ 58.19



TYPE	CODE	MB SERIES	d	h	f	e	μ	NETT. PRICE	
								£ STERLING	€ EUROS
TSF1M	1MTSF10M	14 x 1,5	16,5	17	8	17	40	£4.23	€ 4.78
TS F2M	1MTSF20M	16 x 1,5	22	19	10	22	40	£5.14	€ 5.81
TS F3M	1MTSF30M	18 x 1,5	22	19	10	22	40	£5.73	€ 6.48
TSF4M	1MTSF40M	20 x 1,5	24	21	12	24	40	£6.15	€ 6.95
TSF5M	1MTSF50M	22x 1,5	26	21	12	27	40	£6.20	€ 7.01
TSF6M	1MTSF60M	24 x 2	30	24	12	30	40	£10.94	€ 12.36
TSF7M	1MTSF70M	30 x 2	30	25	14	36	40	£11.71	€ 13.24
TSF8M	1MTSF80M	33 x 2	38	29	16	40	40	£12.17	€ 13.75
TSF9M	1MTSF90A	42 x 3	50	33	16	50	200	£20.37	€ 23.02
TSF10M	1MTSF91A	48 x 3	55	35	16	55	200	£27.75	€ 31.36
TSF11M	1MTSF92A	60 x 4	70	40	16	70	200	£51.49	€ 58.19

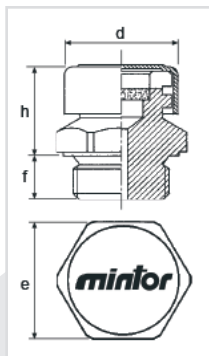
TSFA - OIL FILLING PLUG AND BREATHER

- A galvanized-steel cover and a spherical bronze filter vent internal pressure and keep out foreign bodies during the intake stroke.
- The built-in filter has a filtration degree of 40 microns.
- The TSFA is therefore especially suitable in dusty environments and is recommended for applications in the motor field.

www.flowfitonline.com
TECH. DATA SHEET
MA01



TYPE	CODE	GAS	d	h	f	e	μ	NETT. PRICE	
								£ STERLING	€ EUROS
TSFAOG	1GTS FAOM	1/8"	16,5	16	8	14	40	£3.34	€ 3.77
TSFA1G	1GTSFA1M	1/4"	16,5	17	8	17	40	£3.53	€ 3.99
TSFA2G	1GTSFA2M	3/8"	22	19	11	22	40	£4.42	€ 4.99
TSFAOG	1GTSFA3M	1/2"	26	20	11	27	40	£5.54	€ 6.26
TSFA4G	1GTSFA4M	3/4"	30	24	12	32	40	£7.73	€ 8.73
TSFAOG	1GTSFA5M	1"	38	29	14	40	40	£11.80	€ 13.33



TYPE	CODE	MB SERIES	d	h	f	e	μ	NETT. PRICE	
								£ STERLING	€ EUROS
TSFAOM	1MTSFAOM	10 x 1	16,5	16	8	14	40	£4.05	€ 4.58
TSFA1 M	1MTSFA1M	12 x 1,5	16,5	17	8	17	40	£4.07	€ 4.60
TSFA2M	1MTSFA2M	14 x 1,5	16,5	17	8	17	40	£4.07	€ 4.60
TSFAOM	1MTSFA3M	16 x 1,5	22	19	11	22	40	£4.42	€ 4.99
TSFA4M	1MTSFA4M	18 x 1,5	22	19	11	22	40	£5.63	€ 6.36
TSFAOM	1MTSFA5M	20 x 1,5	24	20	11	24	40	£5.78	€ 6.53
TSFAOM	1MTSFA6M	22 x 1,5	26	20	11	27	40	£5.54	€ 6.26
TSFA7M	1MTSFA7M	24 x 1,5	30	24	12	30	40	£9.87	€ 11.15
TSFAOM	1MTSFA8M	26 x 1,5	30	24	12	32	40	£10.12	€ 11.44
TSFA9M	1MTSFA9M	30 x 1,5	30	25	14	36	40	£11.15	€ 12.60

TSFT/N - OIL FILLING PLUG AND BREATHER

www.flowfitonline.com
TECH. DATA SHEET
MA01

- Large chamber with labyrinth and perpendicular cut protected by a galvanized-steel cover.
- The pressure created by moving parts within the gearbox is vented through the labyrinth without oil spattering, even though the plug is mounted vertically to the parts.
- Particularly suitable for mounting on Reduction Gears, Geared Motors, Speed Variators and Gearshift Boxes.



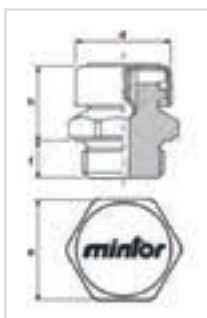
TYPE	CODE	GAS	d	h	f	e	NETT. PRICE	
							£ STERLING	€ EUROS
TSFT/N1G	1GTSN10M	1/4"	16.5	23	8	17	£4.66	€ 5.27
TSFT/N2G	1GTSN20M	3/8"	22	29	9	22	£5.58	€ 6.30
TSFT/N3G	1GTSN30M	1/2"	26	29	10	27	£7.77	€ 8.78
TSFT/N4G	1GTSN40M	3/4"	30	35	12	32	£9.72	€ 10.98
TSFT/N5G	1GTSN50M	1"	38	43	14	40	£13.93	€ 15.74
TSFT/N6G	1GTSN60A	1" 1/4	50	45	15	50	£25.64	€ 28.97
TSFT/N7G	1GTSN70A	1" 1/2	55	46	15	55	£31.02	€ 35.05
TSFT/N8G	1GTSN80A	2"	70	46	17	70	£59.40	€ 67.12

TYPE	CODE	MB SERIES	d	h	f	e	NETT. PRICE	
							£ STERLING	€ EUROS
TSFT/N1M	1MTSN10M	14 x 1,5	16,5	23	8	17	£4.67	€ 5.28
TSFT/N2M	1MTSN20M	16 x 1,5	22	29	9	22	£5.58	€ 6.30
TSFT/N3M	1MTSN30M	18 x 1,5	22	29	9	22	£6.82	€ 7.70
TSFT/N4M	1MTSN40M	20 x 1,5	24	29	10	24	£7.53	€ 8.50
TSFT/N5M	1MTSN50M	22 x 1,5	26	29	10	27	£7.77	€ 8.78
TSFT/N6M	1MTSN60M	24x2	30	35	12	30	£11.67	€ 13.19
TSFT/N7M	1MTSN70M	30 x 2	30	42	12	36	£15.07	€ 17.03
TSFT/N8M	1MTSN80M	33 x 2	38	43	14	40	£15.58	€ 17.61
TSFT/N9M	1MTSN90A	42 x 3	50	45	15	50	£25.64	€ 28.97
TSFT/N10M	1MTSN91A	48 x 3	55	46	15	55	£31.02	€ 35.05
TSFT/N11M	1MTSN92A	60 x 4	70	46	17	70	£59.40	€ 67.12

TSS - BREATHER PLUG WITH VALVE

www.flowfitonline.com
TECH. DATA SHEET
MA01

- Breather plug with galvanized-steel cover and specially-designed internal valve with an inox spring, calibrated from 0,05 to 0,10 bar, which opens at intervals to vent internal pressure created by fluid turbulence and keep out foreign bodies.
- It is especially recommended for applications on Speed-shift Gears, Agricultural over-Gears and Industrial Speed-Reduction Gearboxes.



TYPE	CODE	GAS	d	h	f	e	NETT. PRICE	
							£ STERLING	€ EUROS
TSSOG	1 GTSS00M	1/8"	16,5	16	8	14	£4.67	€ 5.28
TSS1 G	1GTSS10M	1/4"	16,5	17	9,5	17	£5.01	€ 5.67
TSS2G	1 GTSS20M	3/8"	22	19	11	22	£5.31	€ 6.00
TSSOG	1GTSS30M	1/2"	26	20	11	27	£6.33	€ 7.15
TSS4G	1 GTSS40M	3/4"	30	24	12	32	£8.75	€ 9.88
TSSOG	1GTSS50M	1"	38	29	14	40	£12.29	€ 13.88

TYPE	CODE	GAS	d	h	f	e	NETT. PRICE	
							£ STERLING	€ EUROS
TSSOM	1MTSS00M	10 x 1	16,5	16	8	14	£4.67	€ 5.28
TSS1 M	1MTSS10M	14 x 1,5	16,5	17	9,5	17	£5.01	€ 5.67
TSS2M	1MTSS20M	16 x 1,5	22	19	11	22	£5.31	€ 6.00
TSSOM	1MTSS30M	18 x 1,5	22	19	11	22	£5.98	€ 6.76
TSS4M	1 MTSS40M	20 x 1,5	24	20	11	24	£6.30	€ 7.11
TSSOM	1MTSS50M	22 x 1,5	26	20	11	27	£6.33	€ 7.15
TSSOM	1MTSS60M	24 x 2	30	24	12	30	£7.82	€ 8.84
TSS7M	1MTSS70M	30 x 2	30	25	14	36	£12.66	€ 14.30
TSSOM	1MTSS80M	33 x 2	38	29	14	40	£12.29	€ 13.88

PRS/F - EXTENSION FOR OIL WITH BREATHER

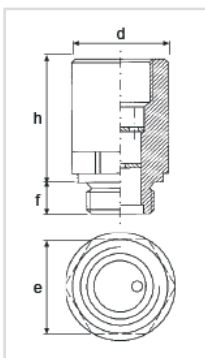
www.flowfitonline.com
TECH. DATA SHEET
MA01

• Made of aluminium alloy, same thread for both internal and external side, with large chamber with labyrinth.

• Particularly suitable for Agricultural, Earth Moving and Building Machines.



TYPE	CODE	GAS	d	h	f	e	NETT. PRICE	
							£ STERLING	€ EUROS
PRS/F1G	1GPSF10A	Ye	20	40	8	17	£4.87	€ 5.50
PRS/F2G	1G PSF20A	3/8"	26	40	10	22	£5.95	€ 6.72
PRS/F3G	1G PSF30A	1/2"	30	40	11	27	£7.54	€ 8.52
PRS/F4G	1G PSF40A	3/4"	36	50	12	32	£9.55	€ 10.79
PRS/F5G	1G PSF50A	1"	42	50	14	38	£15.07	€ 17.03



TYPE	CODE	MB SERIES	d	h	f	e	NETT. PRICE	
							£ STERLING	€ EUROS
PRS/F1M	1MPSF10A	14 x 1,5	20	40	8	17	£4.87	€ 5.50
PRS/F2M	1M PSF20A	16 x 1,5	26	40	10	22	£5.95	€ 6.72
PRS/F3M	1M PSF30A	18 x 1,5	26	40	10	22	£6.56	€ 7.41
PRS/F4M	1M PSF40A	20 x 1,5	30	40	11	27	£7.27	€ 8.22
PRS/F5M	1M PSF50A	22 x 1,5	30	40	11	27	£7.54	€ 8.52

MAGNETIC PLUGS

TCEM - MAGNETIC OIL DRAIN PLUG WITH HEX SLOT

www.flowfitonline.com
TECH. DATA SHEET
MA01

• Made of tempered, hardened alloy.

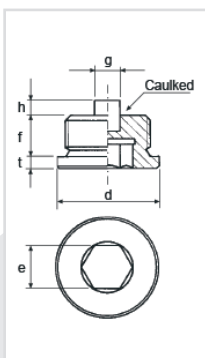
• Especially recommended for high-rpm machinery.

• A permanent magnetic insert of special alloy attracts and holds ferrous particles suspended or circulating in the oil.

• Available with metal washers only.



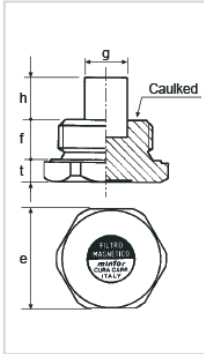
TYPE	CODE	GAS	e	g	h	f	t	d	NETT. PRICE	
									£ STERLING	€ EUROS
TCEMOG	1GTEMOOA	1/8"	5	5	4	8	3	14	£3.30	€ 3.73
TCEM1G	1GTEM10A	1/4"	6	5	5	12	3	18	£3.38	€ 3.82
TCEM2G	1GTEM20A	3/8"	8	5	5	12	3	22	£3.54	€ 4.00
TCEMOG	1GTEM30A	1/2"	10	6	5	14	4	26	£4.45	€ 5.03
TCEM4G	1GTEM40A	3/4"	12	10	6	16	4	32	£8.03	€ 9.08
TCEMOG	1GTEM50A	1"	17	10	6	16	5	40	£9.26	€ 10.47
TCEMOG	1GTEM60A	1" 1/4	22	15	10	16	5	49	£18.09	€ 20.45
TCEM7G	1GTEM70A	1" 1/2	24	15	10	16	5	55	£20.88	€ 23.60
TCEMOG	1GTEM80A	2"	32	15	15	20	5	68	£37.91	€ 42.83



TYPE	CODE	MB SERIES	e	g	h	f	t	d	NETT. PRICE	
									£ STERLING	€ EUROS
TCEMOM	1MTEMOOA	10 x 1	5	5	4	8	3	14	£3.30	€ 3.73
TCEM1 M	1MTEM10A	12 x 1,5	6	5	4	12	3	17	£3.37	€ 3.81
TCEM2M	1MTEM20A	14 x 1,5	6	5	5	12	3	19	£3.38	€ 3.82
TCEM3M	1MTEM30A	16 x 1,5	8	5	5	12	3	21	£3.54	€ 4.00
TCEM4M	1MTEM40A	18 x 1,5	8	6	5	12	3	23	£4.02	€ 4.54
TCEM5M	1MTEM50A	20 x 1,5	10	6	5	14	4	25	£4.27	€ 4.83
TCEM6M	1MTEM60A	22 x 1,5	10	6	5	14	4	27	£4.45	€ 5.03
TCEM7M	1MTEM70A	24 x 1,5	12	6	5	14	4	29	£6.84	€ 7.73
TCEM8M	1MTEM80A	24 x 2	12	6	5	14	4	29	£6.84	€ 7.73
TCEM9M	1MTEM90A	26 x 1,5	12	10	6	16	4	32	£8.61	€ 9.73
TCEM10M	1MTEM91A	27x 2	12	10	6	16	4	32	£8.61	€ 9.73
TCEM11M	1MTEM92A	30 x 1,5	17	10	6	16	4	36	£9.11	€ 10.29
TCEM12M	1MTEM93A	30x 2	17	10	6	16	4	36	£9.11	€ 10.29
TCEM13M	1MTEM94A	33x 2	17	10	6	16	5	40	£9.26	€ 10.47

TSCM - MAGNETIC DRAIN PLUG

- A magnetic insert attracts and holds ferrous particles suspended or circulating in the oil, safeguarding rotating parts.
- Recommended for high-rpm machinery.

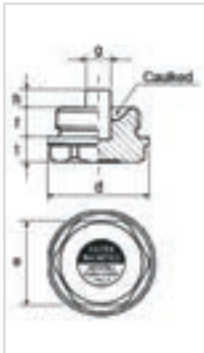


TYPE	CODE	GAS	e	g	h	f	t	NETT. PRICE	
								£ STERLING	€ EUROS
TSCMOG	1GSCMOOA	1/8"	14	5	6	8	5	£3.85	€ 4.35
TSCM1G	1GSCM10A	1/4"	17	5	6	8	7,5	£4.12	€ 4.66
TSCM2G	1GSCM20A	3/8"	22	6	6	10	8,5	£4.82	€ 5.45
TSCM3G	1GSCM30A	1/2"	27	8	8	10	8,5	£6.82	€ 7.70
TSCM4G	1GSCM40A	3/4"	32	10	10	12	9,5	£9.41	€ 10.64
TSCM5G	1GSCM50A	1"	40	15	15	14	9,5	£13.39	€ 15.13
TSCM6G	1GSCM60A	1" 1/4	50	15	15	15	10	£18.84	€ 21.28
TSCM7G	1GSCM70A	1" 1/2	55	15	15	15	10	£20.88	€ 23.60
TSCM8G	1GSCM80A	2"	70	15	15	17	12	£33.34	€ 37.67

TYPE	CODE	MB SERIES	e	g	h	f	t	NETT. PRICE	
								£ STERLING	€ EUROS
TSCMOM	1MSCMOOA	10 x 1	14	5	6	8	5	£4.07	€ 4.60
TSCM1M	1MSCM10A	12 x 1,5	17	5	6	8	6	£4.27	€ 4.83
TSCM2M	1MSCM20A	14 x 1,5	17	5	6	8	6	£4.47	€ 5.05
TSCM3M	1MSCM30A	16 x 1,5	22	6	6	10	8,5	£5.09	€ 5.75
TSCM4M	1MSCM40A	18 x 1,5	22	6	6	10	8,5	£5.34	€ 6.04
TSCM5M	1MSCM50A	20 x 1,5	24	8	8	10	7	£6.53	€ 7.38
TSCM6M	1MSCM60A	22 x 1,5	27	8	8	10	8,5	£7.38	€ 8.34
TSCM7M	1MSCM70A	24 x 2	30	10	10	12	8	£8.87	€ 10.03
TSCM8M	1MSCM80A	30 x 2	36	10	10	12	8	£11.33	€ 12.80
TSCM9M	1MSCM90A	33 x 2	40	15	15	14	8	£15.75	€ 17.80
TSCM10M	1MSCM91A	42 x 3	50	15	15	15	10	£19.81	€ 22.39
TSCM11M	1MSCM92A	48 x 3	55	15	15	15	10	£20.88	€ 23.60
TSCM12M	1MSCM93A	60 x 4	70	15	15	17	12	£33.34	€ 37.67

TSCM/F - MAGNETIC DRAIN PLUG WITH MILLED HEAD

- Head milling produces a crown with greater sealing area against the crankcase.
- Recommended for high-rpm machinery.
- A magnetic insert attracts and holds ferrous particles suspended or circulating in the oil, protecting all rotating parts.



TYPE	CODE	GAS	e	g	h	f	t	d	NETT. PRICE	
									£ STERLING	€ EUROS
TSCIWFOG	1GM/FOOA	1/8"	10	5	4	8	8	14	£4.11	€ 4.65
TSCIWF1G	1GM/F10A	1/4"	14	5	4	8	9,5	18	£4.54	€ 5.13
TSCWF2G	1GM/F20A	3/8"	18	5	5	9	10	22	£5.14	€ 5.81
TSCM/F3G	1GM/F30A	1/2"	22	6	6	11	10,5	28	£7.31	€ 8.26
TSCM/F4G	1GM/F40A	3/4"	27	10	6	12	12	32	£9.74	€ 11.01
TSCIWF5G	1GM/F50A	1"	34	10	7	14	12	40	£13.63	€ 15.40

TYPE	CODE	MB SERIES	e	g	h	f	t	d	NETT. PRICE	
									£ STERLING	€ EUROS
TSCM/FOM	1MM/FOOA	10 x 1	10	5	4	8	8	14	£4.11	€ 4.65
TSCM/F1M	1MM/F10A	14 x 1,5	14	5	4	8	8	18	£4.54	€ 5.13
TSCWF2M	1MM/F20A	16 x 1,5	18	5	5	9	10	22	£5.14	€ 5.81
TSCWF3M	1MM/F30A	18 x 1,5	18	5	5	9	9	24	£5.63	€ 6.36
TSCWF4M	1MM/F40A	20 x 1,5	20	6	6	10	9	26	£6.21	€ 7.02
TSCWF5M	1MM/F50A	22 x 1,5	22	6	6	11	10,5	28	£7.31	€ 8.26
TSCWF6M	1MM/F60A	24 x 2	24	8	6	12	9	30	£8.96	€ 10.12
TSCWF7M	1MM/F70A	30 x 2	30	10	6	12	10,5	38	£11.29	€ 12.76
TSCWF8M	1MM/F80A	33 x 2	34	10	7	14	10,5	40	£13.63	€ 15.40

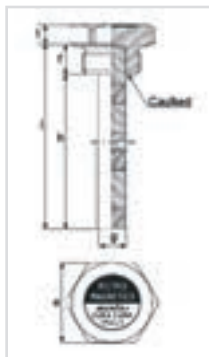
FMC - MAGNETIC FILTER ROD

www.flowfitonline.com
TECH. DATA SHEET
MA01

- Head of hardened, tempered light alloy.
- Permanent magnetic sections of special alloy with wide-radius action.
- Non-magnetic coating is smooth for easier, better cleaning.
- Recommended for Grinding Machines, Hydraulic Units and Large tanks.
- On request, supplied with different length.



TYPE	CODE	GAS	t	f	l	h	g	e	NETT. PRICE	
									£ STERLING	€ EUROS
FMC1G	1GFMC10A	3/8"	7	10	80	70	9	22	£21.37	€ 24.15
FMC2G	1G FMC20A	1/2"	9,5	10	95	85	12	27	£26.09	€ 29.48
FMC3G	1G FMC30A	3/4"	9,5	12	102	90	17	32	£34.28	€ 38.74
FMC4G	1G FMC40A	1"	9,5	14	104	90	17	40	£43.17	€ 48.79
FMC5G	1G FMC50A	1" 1/4	10	15	105	90	28	50	£54.47	€ 61.55
FMC6G	1G FMC60A	1" 1/2	10	15	105	90	28	55	£56.99	€ 64.39
FMC7G	1G FMC70A	2"	12	17	107	90	28	70	£66.72	€ 75.39



TYPE	CODE	MB SERIES	t	f	l	h	g	e	NETT. PRICE	
									£ STERLING	€ EUROS
FMC1M	1MFMC10A	16 x 1,5	7	10	80	70	9	22	£21.53	€ 24.33
FMC2M	1MFMC20A	18 x 1,5	7	10	80	70	9	22	£23.27	€ 26.29
FM C3M	1MFMC30A	20 x 1,5	7	10	95	85	12	24	£28.19	€ 31.85
FMC4M	1MFMC40A	22 x 1,5	8,5	10	95	85	12	27	£28.21	€ 31.87
FMC5M	1MFMC50A	24 x 2	8	12	102	90	12	30	£35.73	€ 40.38
FM C6M	1MFMC60A	30 x 2	8	12	102	90	17	36	£46.48	€ 52.52
FMC7M	1MFMC70A	33 x 2	8	14	104	90	17	40	£43.17	€ 48.79
FMC8M	1MFMC80A	42 x 3	10	15	105	90	28	50	£54.47	€ 61.55
FM C9M	1MFMC90A	48 x 3	10	15	105	90	28	55	£60.00	€ 67.80
FMC10M	1M FMC95A	60 x 4	12	17	107	90	28	70	£66.72	€ 75.39

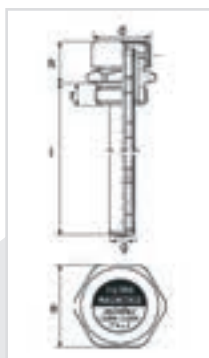
FMC/LS - MAGNETIC FILTER WITH DIPSTICK AND BREATHER

www.flowfitonline.com
TECH. DATA SHEET
MA01

- Magnetic dipstick built into breather plug.
- Galvanized-steel cover vents internal pressure and keeps out foreign bodies during the intake stroke.
- The magnetic dipstick is composed of permanent magnetic sections in special alloy with wide-radius action.
- The non-magnetic coating is smooth for easier, better cleaning.
- Recommended for Grinding Machines Hydraulic Units and Large Tanks.
- On request, supplied with different length.



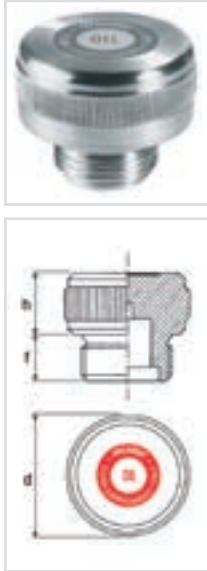
TYPE	CODE	GAS	t	f	l	h	g	e	NETT. PRICE	
									£ STERLING	€ EUROS
FMC/LS1G	1GFLS10A	1/2"	26	22	10	170	9	27	£29.81	€ 33.68
FMC/LS2G	1G FLS20A	3/4"	30	24	12	200	12	32	£39.72	€ 44.88
FMC/LS3G	1G FLS30A	1"	38	29	14	200	12	40	£52.63	€ 59.47
FM C/LS4G	1G FLS40A	1" 1/4	50	33	15	200	17	50	£63.88	€ 72.18



DRAIN FILLING PLUGS

TC/Z - FILLING PLUG

- Threaded plug with knurled round head for hand-tightening.
By request: with filling label



TYPE	CODE	GAS	h	f	d	NETT. PRICE	
						£ STERLING	€ EUROS
TC/Z0G	1GCZ000A	1/8"	12	8	20	£2.06	€ 2.32
TC/Z1G	1GCZ010A	1/4"	12	8	22	£2.40	€ 2.71
TC/Z2G	1GCZ020A	3/8"	13,5	10	26	£2.72	€ 3.08
TC/Z3G	1GCZ030A	1/2"	16,5	10	30	£3.64	€ 4.11
TC/Z4G	1GCZ040A	3/4"	20	12	40	£5.30	€ 5.99
TC/Z5G	1GCZ050A	1"	21,5	14	45	£7.36	€ 8.31
TC/Z6G	1GCZ060A	1" 1/4	20	15	55	£11.40	€ 12.88
TC/Z7G	1GCZ070A	1" 1/2	20	15	55	£14.56	€ 16.46
TC/Z8G	1GCZ080A	2"	20	17	70	£27.14	€ 30.66

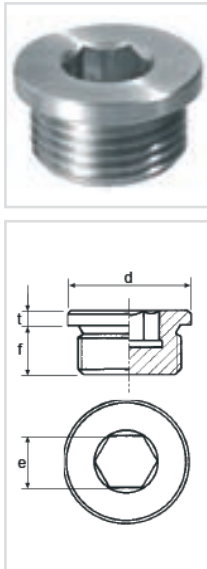
TYPE	CODE	MB SERIES	h	f	d	NETT. PRICE	
						£ STERLING	€ EUROS
TC/Z0M	1MCZ000A	10 x 1	12	8	20	£2.06	€ 2.32
TC/Z1M	1MCZ010A	14 x 1,5	12	8	22	£2.40	€ 2.71
TC/Z2M	1MCZ020A	16 x 1,5	12	10	26	£2.72	€ 3.08
TC/Z0M	1MCZ030A	18 x 1,5	12	10	26	£3.10	€ 3.50
TC/Z4M	1MCZ040A	20 x 1,5	15	10	30	£3.45	€ 3.89
TC/Z5M	1MCZ050A	22 x 1,5	15	10	30	£3.64	€ 4.11
TC/Z0M	1MCZ060A	24 x 2	15	12	36	£5.18	€ 5.86
TC/Z7M	1MCZ070A	30 x 2	20	12	42	£6.76	€ 7.64
TC/Z8M	1MCZ080A	33 x 2	20	14	45	£7.36	€ 8.31

www.flowfitonline.com
TECH. DATA SHEET
MA01

TCE - DRAIN FILLING PLUG WITH HEX SLOT

- Made of tempered, hardened light alloy.
- High twisting resistance, suitable for applications requiring minimum projection.

- Available with metal washers only.



TYPE	CODE	GAS	d	t	f	e	NETT. PRICE	
							£ STERLING	€ EUROS
TCE0G	1GTBE00A	1/8"	14	3	8	5	£1.18	€ 1.33
TCE1G	1GTBE10A	1/4"	18	3	12	6	£1.30	€ 1.47
TCE2G	1GTBE20A	3/8"	22	3	12	8	£1.43	€ 1.62
TCE0G	1GTBE30A	1/2"	26	4	14	10	£1.90	€ 2.14
TCE4G	1GTBE40A	3/4"	32	4	16	12	£2.47	€ 2.79
TCE0G	1GTBE50A	1"	40	5	16	17	£3.54	€ 4.00
TCE0G	1GTBE60A	1" 1/4	49	5	16	22	£8.58	€ 9.69
TCE7G	1GTBE70A	1" 1/2	55	5	16	24	£10.71	€ 12.10
TCE0G	1GTBE80A	2"	68	5	20	32	£22.12	€ 25.00

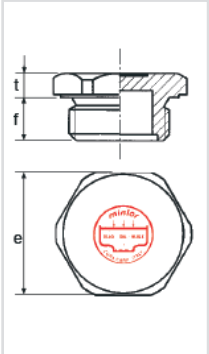
TYPE	CODE	MB SERIES	d	t	f	e	NETT. PRICE	
							£ STERLING	€ EUROS
TCE0M	1MTBE00A	10 x 1	14	3	8	5	£1.18	€ 1.33
TCE1M	1MTBE10A	12 x 1,5	17	3	12	6	£1.27	€ 1.44
TCE2M	1MTBE20A	14 x 1,5	19	3	12	6	£1.30	€ 1.47
TCE3M	1MTBE30A	16 x 1,5	21	3	12	8	£1.43	€ 1.62
TCE4M	1MTBE40A	18 x 1,5	23	3	12	8	£1.58	€ 1.78
TCE5M	1MTBE50A	20 x 1,5	25	4	14	10	£2.01	€ 2.28
TCE6M	1MTBE60A	22 x 1,5	27	4	14	10	£2.90	€ 3.24
TCE7M	1MTBE70A	24 x 1,5	29	4	14	12	£3.63	€ 4.10
TCE8M	1MTBE80A	24 x 2	29	4	14	12	£3.63	€ 4.10
TCE9M	1MTBE90A	26 x 1,5	32	4	16	12	£3.70	€ 4.18
TCE10M	1MTBE91A	27 x 2	32	4	16	12	£3.98	€ 4.49
TCE11M	1MTBE92A	30 x 1,5	36	4	16	17	£4.06	€ 4.59
TCE12M	1MTBE93A	30 x 2	36	4	16	17	£4.06	€ 4.59
TCE13M	1MTBE94A	33 x 2	40	5	16	17	£4.14	€ 4.68

www.flowfitonline.com
TECH. DATA SHEET
MA01

TC - FILLING PLUG

• Tight-sealing, maximum resistance to twisting and overheating.

www.flowfitonline.com
TECH. DATA SHEET
MA01



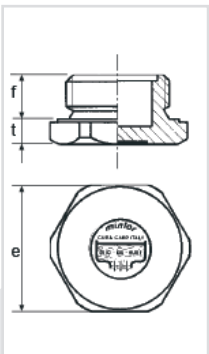
TYPE	CODE	GAS	t	f	e	NETT. PRICE	
						£ STERLING	€ EUROS
TCOG	1GTC000A	1/8"	5	8	14	£1.72	€ 1.94
TC1G	1GTC010A	1/4"	7,5	8	17	£1.77	€ 2.00
TC2G	1GTCO20A	3/8"	8,5	10	22	£1.84	€ 2.08
TC3G	1GTCO30A	1/2"	8,5	10	27	£2.57	€ 2.90
TC4G	1GTC040A	3/4"	9,5	12	32	£3.81	€ 4.30
TC5G	1GTCO50A	1"	9,5	14	40	£5.83	€ 6.59
TC6G	1GTC060A	1" 1/4	10	15	50	£10.49	€ 11.86
TC7G	1GTC070A	1" 1/2	10	15	55	£12.19	€ 13.77
TC8G	1GTC080A	2"	12	17	70	£22.28	€ 25.18

TYPE	CODE	MB SERIES	t	f	e	NETT. PRICE	
						£ STERLING	€ EUROS
TC0M	1MTC000A	10 x 1	5	8	14	£1.72	€ 1.94
TC1M	1MTC010A	14 x 1,5	6	8	17	£1.77	€ 2.00
TC2M	1MTCO20A	16 x 1,5	7	10	22	£1.84	€ 2.08
TC3M	1MTCO30A	18 x 1,5	7	10	22	£2.43	€ 2.74
TC4M	1MTC040A	20 x 1,5	7	10	24	£2.78	€ 3.14
TC5M	1MTCO50A	22 x 1,5	8,5	10	27	£2.57	€ 2.90
TC6M	1MTC060A	24 x 2	8	12	30	£4.25	€ 4.80
TC7M	1MTC070A	26 x 1,5	8	12	32	£4.58	€ 5.17
TC8M	1MTC080A	30 x 2	8	12	36	£5.98	€ 6.76
TC9M	1MTC090A	33 x 2	8	14	40	£6.48	€ 7.32
TC10M	1MTC091A	42 x 3	10	15	50	£10.49	€ 11.86
TC11M	1MTC092A	48 x 3	10	15	55	£13.56	€ 15.32
TC12M	1MTC093A	60 x 4	12	17	70	£22.28	€ 25.18

TC - FILLING PLUG

• Tight-sealing, maximum resistance to twisting and overheating.

www.flowfitonline.com
TECH. DATA SHEET
MA01



TYPE	CODE	GAS	f	t	e	NETT. PRICE	
						£ STERLING	€ EUROS
TSCOG	1GTSCOOA	1/8"	8	5	14	£1.72	€ 1.94
TSC1G	1GTSC10A	1/4"	8	7,5	17	£1.77	€ 2.00
TSC2G	1GTSC20A	3/8"	10	8,5	22	£1.84	€ 2.08
TSCOG	1GTSC30A	1/2"	10	8,5	27	£2.57	€ 2.90
TSC4G	1GTSC40A	3/4"	12	9,5	32	£3.81	€ 4.30
TSCOG	1GTSC50A	1"	14	9,5	40	£5.83	€ 6.59
TSCOG	1GTSC60A	1" 1/4	15	10	50	£10.49	€ 11.86
TSC7G	1GTSC70A	1" 1/2	15	10	55	£12.19	€ 13.77
TSCOG	1GTSC80A	2"	17	12	70	£22.28	€ 25.18

TYPE	CODE	MB SERIES	f	t	e	NETT. PRICE	
						£ STERLING	€ EUROS
TSCOM	1MTSCOOA	10 x 1	8	5	14	£1.72	€ 1.94
TSC1M	1MTSC10A	14 x 1,5	8	6	17	£1.77	€ 2.00
TSC2M	1MTSC20A	16 x 1,5	10	7	22	£1.84	€ 2.08
TSC3M	1MTSC30A	18 x 1,5	10	7	22	£2.43	€ 2.74
TSC4M	1MTSC40A	20 x 1,5	10	7	24	£2.78	€ 3.14
TSC5M	1MTSC50A	22 x 1,5	10	8,5	27	£2.57	€ 2.90
TSC6M	1MTSC60A	24 x 2	12	8	30	£4.25	€ 4.80
TSC7M	1MTSC70A	26 x 1,5	12	8	32	£4.58	€ 5.17
TSC8M	1MTSC80A	30 x 2	12	8	36	£5.98	€ 6.76
TSC9M	1MTSC90A	33 x 2	14	8	40	£6.48	€ 7.32
TSC10M	1MTSC91A	42 x 3	15	10	50	£10.49	€ 11.86
TSC11M	1MTSC92A	48 x 3	15	10	55	£13.56	€ 15.32
TSC12M	1MTSC93A	60 x 4	17	12	70	£22.28	€ 25.18

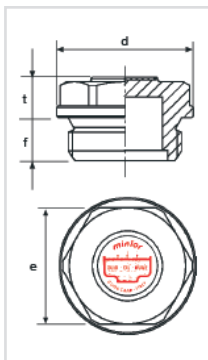
TC/F - FILLING PLUG

- Tight-sealing, maximum resistance to twisting and overheating.
- Head milling produces a crown with greater sealing area against the crankcase.

www.flowfitonline.com
TECH. DATA SHEET
MA01



TYPE	CODE	GAS	d	t	f	e	NETT. PRICE	
							£ STERLING	€ EUROS
TC/FOG	1GC/FOOA	1/8"	14	7	8	10	£1.61	€ 1.82
TC/F1G	1GC/F10A	1/4"	20	9,5	8	17	£1.73	€ 1.95
TC/F2G	1GC/F20A	3/8"	22	10	9	18	£1.98	€ 2.24
TC/FOG	1GC/F30A	1/2"	28	10,5	11	22	£2.61	€ 2.95
TC/F4G	1GC/F40A	3/4"	32	10,5	12	27	£4.45	€ 5.03
TC/F5G	1GC/F50A	1"	40	12	12,5	34	£5.70	€ 6.44



TYPE	CODE	MB SERIES	d	t	f	e	NETT. PRICE	
							£ STERLING	€ EUROS
TC/FOM	1MC/FOOA	10x1	14	7	8	10	£1.61	€ 1.82
TC/F1M	1MC/F10A	14 x 1,5	20	8	8	17	£1.73	€ 1.95
TC/F2M	1MC/F20A	16 x 1,5	22	10	9	18	£1.98	€ 2.24
TC/FOM	1MC/F30A	18 x 1,5	26	8	9	20	£2.17	€ 2.46
TC/F4M	1MC/F40A	20 x 1,5	28	9	10	22	£2.49	€ 2.81
TC/F5M	1MC/F50A	22 x 1,5	28	10,5	11	22	£2.61	€ 2.95

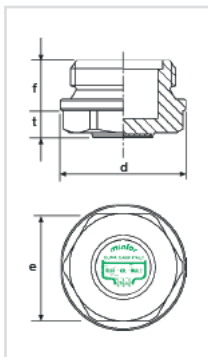
TSC/F - DRAIN PLUG

- Tight-sealing, maximum resistance to twisting and overheating.
- Head milling produces a crown with greater sealing area against the crankcase.

www.flowfitonline.com
TECH. DATA SHEET
MA01



TYPE	CODE	GAS	d	t	f	e	NETT. PRICE	
							£ STERLING	€ EUROS
TSC/FOG	1GS/FOOA	1/8"	14	7	8	10	£1.61	€ 1.82
TSC/F1G	1GS/F10A	1/4"	20	9,5	8	17	£1.73	€ 1.95
TSC/F2G	1GS/F20A	3/8"	22	10	9	18	£1.98	€ 2.24
TSC/FOG	1GS/F30A	1/2"	28	10,5	11	22	£2.61	€ 2.95
TSC/F4G	1GS/F40A	3/4"	32	10,5	12	27	£4.45	€ 5.03
TSC/F5G	1GS/F50A	1"	40	12	12,5	34	£5.70	€ 6.44



TYPE	CODE	MB SERIES	d	t	f	e	NETT. PRICE	
							£ STERLING	€ EUROS
TSC/FOM	1MS/FOOA	10 x 1	14	7	8	10	£1.61	€ 1.82
TSC/F1M	1MS/F10A	14 x 1,5	20	8	8	17	£1.73	€ 1.95
TSC/F2M	1MS/F20A	16 x 1,5	22	10	9	18	£1.98	€ 2.24
TSC/FOM	1MS/F30A	18 x 1,5	26	8	9	20	£2.17	€ 2.46
TSC/F4M	1MS/F40A	20 x 1,5	28	9	10	22	£2.49	€ 2.81
TSC/F5M	1MS/F50A	22 x 1,5	28	10,5	11	22	£2.61	€ 2.95

VISUAL LEVEL INDICATORS

TLP - VISUAL LEVEL INDICATOR NON-THREADED

- Transparent inspection window unaffected by high or low temperatures.

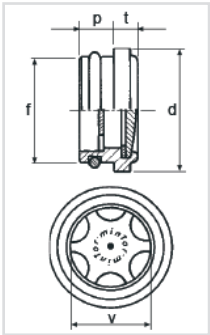
- Avoid contact with alcohol and solvents.
- O-ring for pressure assembly.

www.flowfitonline.com
TECH. DATA SHEET

MA01



TYPE	CODE	O - R	p	t	d	Øf ^{mm}	V	NETT. PRICE	
								£ STERLING	€ EUROS
TLP0	1PTP000A	OR 115	9	5	20	17	11	£3.91	€ 4.42
TLP1	1PTP010A	OR 119	9	6	24	20	13	£4.21	€ 4.76
TLP2	1PTP020A	OR 128	9	8	30	26	16	£5.18	€ 5.86
TLP3	1PTP030A	OR 3100	10	8	34	30	21	£6.14	€ 6.94
TLP4	1PTP040A	OR 3118	10	8	38	35	27	£8.26	€ 9.33
TLP5	1PTP050A	OR 3131	10	8	42	38	27	£9.11	€ 10.29



TLA - VISUAL LEVEL INDICATOR

- Standard polycarbonate transparent inspection window unaffected by high or low temperatures.

- Special version: with Pyrex glass for high temperatures.

- Avoid contacts with alcohol and solvents.

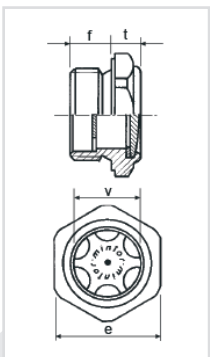
- By request: with anchor nut for unthreaded hole.

www.flowfitonline.com
TECH. DATA SHEET

MA01



TYPE	CODE	GAS	d	t	v	e	NETT. PRICE	
							£ STERLING	€ EUROS
TLAN1G	1GTLN10A	1/4"	8	7	10	17	£3.13	€ 3.53
TLA2G	1GTLA20A	3/8"	9	7	13	22	£3.35	€ 3.79
TLA3G	1GTLA30A	1/2"	10	9	16	27	£3.75	€ 4.24
TLA4G	1GTLA40A	3/4"	11	9	21	32	£4.45	€ 5.03
TLA5G	1GTLA50A	1"	14	10	27	40	£6.32	€ 7.14
TLA6G	1GTLA60A	1 1/4	15	10	37	50	£12.60	€ 14.24
TLA7G	1GTLA70A	1 1/2	15	10	40	55	£14.71	€ 16.63
TLA8G	1GTLA80A	2"	17	14	50	70	£28.20	€ 31.86



TYPE	CODE	MB SERIES	d	t	v	e	NETT. PRICE	
							£ STERLING	€ EUROS
TLAN1M	1MTLN10A	14 x 1,5	8	7	10	17	£2.96	€ 3.34
TLA2M	1MTLA20A	16 x 1,5	9	7	13	22	£3.15	€ 3.56
TLA3M	1MTLA30A	18 x 1,5	9	7	13	22	£3.26	€ 3.69
TLA4M	1MTLA40A	20 x 1,5	10	7	16	24	£3.42	€ 3.87
TLA5M	1MTLA50A	22 x 1,5	10	9	16	27	£3.54	€ 4.00
TLA6M	1MTLA60A	24 x 1,5	11	9	16	30	£5.29	€ 5.98
TLA7M	1MTLA70A	24 x 2	11	9	16	30	£5.61	€ 6.34
TLA8M	1MTLA80A	25 x 1,5	11	9	21	32	£5.61	€ 6.34
TLA9M	1MTLA90A	27 x 1,5	11	9	21	32	£5.91	€ 6.68
TLA10M	1MTLA91A	30 x 1,5	11	9	21	36	£6.16	€ 6.96
TLA11M	1MTLA92A	30 x 2	11	9	21	36	£6.16	€ 6.96
TLA12M	1MTLA93A	33 x 1,5	14	10	27	40	£6.32	€ 7.14
TLA13M	1MTLA94A	33 x 2	14	10	27	40	£6.32	€ 7.14
TLA14M	1MTLA95A	35 x 1,5	14	10	27	40	£9.90	€ 11.19
TLA15M	1MTLA96A	40 x 1,5	12	10	37	50	£12.24	€ 13.83
TLA16M	1MTLA97A	42 x 3	15	10	37	50	£12.60	€ 14.24
TLA17M	1MTLA98A	48 x 3	15	10	40	55	£14.71	€ 16.63
TLA18M	1MTLA99A	60 x 2	17	14	50	70	£28.20	€ 31.86
TLA19M	1MTLA999	60 x 4	17	14	50	70	£28.20	€ 31.86

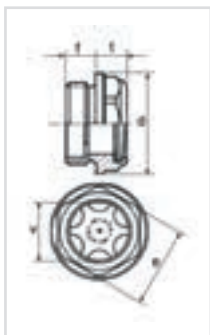
TLA/F - VISUAL LEVEL INDICATOR WITH MILLED HEAD

www.flowfitonline.com
TECH. DATA SHEET
MA01

- Standard polycarbonate transparent inspection window unaffected by high or low temperatures.
- Head milling produces a crown with greater sealing area against the crankcase.
- Avoid contacts with alcohol and solvents.
- Special version: with Pyrex glass for high temperatures.



TYPE	CODE	GAS	v	e	f	t	d	NETT. PRICE	
								£ STERLING	€ EUROS
TLA/F1G	1GL/F10A	3/8"	10	18	9	9	22	£3.47	€ 3.92
TLA/F2G	1GL/F20A	1/2"	16	22	10	9	28	£3.98	€ 4.49
TLA/F3G	1GL/F30A	3/4"	21	27	12	11	32	£4.75	€ 5.37
TLA/F4G	1GL/F40A	1"	27	34	12,5	12	40	£6.67	€ 7.53
TLA/F5G	1GL/F50A	1 1/4"	37	46	15	12	50	£13.11	€ 14.82



TYPE	CODE	GAS	v	e	f	t	d	NETT. PRICE	
								£ STERLING	€ EUROS
TLA/F1 M	1ML/F10A	16 x 1,5	10	18	9	9	22	£3.47	€ 3.92
TLA/F2M	1ML/F20A	18 x 1,5	13	20	9	9	26	£3.63	€ 4.10
TLA/F3M	1ML/F30A	20 x 1,5	16	22	10	9	28	£3.87	€ 4.37
TLA/F4M	1ML/F40A	22 x 1,5	16	22	10	9	28	£3.98	€ 4.49

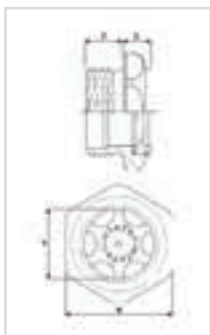
TLAX - VISUAL LEVEL INDICATOR WITH GLASS

www.flowfitonline.com
TECH. DATA SHEET
MA01

- Transparent inspection window in Pyrex glass suitable for high and low temperatures from - 20°C till + 200°C max.
- Supplied complete with internal Viton washer.



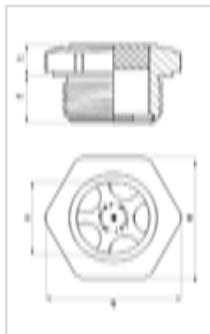

TYPE	CODE	GAS	f	t	v	e	NETT. PRICE	
							£ STERLING	€ EUROS
TLAX1G	1GTLX10A	1/4"	8	9	10	17	£6.26	€ 7.08
TLAX2G	1GTLX20A	3/8"	9	10	13	22	£6.87	€ 7.76
TLAX3G	1GTLX30A	1/2"	10	9	16	27	£8.86	€ 10.01
TLAX4G	1GTLX40A	3/4"	11	9	21	32	£10.90	€ 12.31
TLAX5G	1GTLX50A	1"	14	10	27	40	£13.89	€ 15.69
TLAX6G	1GTLX60A	1 1/4"	15	10	37	50	£22.39	€ 25.30
TLAX7G	1GTLX70A	1 1/2"	15	10	40	55	£23.34	€ 26.38
TLAX8G	1GTLX80A	2"	17	14	50	70	£23.34	€ 26.38



TYPE	CODE	MB SERIES	f	t	v	e	NETT. PRICE	
							£ STERLING	€ EUROS
TLAX1M	1MTLX10A	14 x 1,5	8	9	10	17	£6.26	€ 7.08
TLAX2M	1MTLX20A	16 x 1,5	9	10	13	22	£6.87	€ 7.76
TLAX3M	1MTLX30A	18 x 1,5	9	10	13	22	£8.26	€ 9.33
TLAX4M	1MTLX40A	20 x 1,5	10	10	16	24	£8.73	€ 9.87
TLAX5M	1MTLX50A	22 x 1,5	10	9	16	27	£8.86	€ 10.01
TLAX6M	1MTLX60A	27 x 1,5	11	9	21	32	£12.65	€ 14.29
TLAX7M	1MTLX70A	33 x 1,5	14	10	27	40	£15.59	€ 17.62
TLAX8M	1MTLX80A	33 x 2	14	10	27	40	£15.59	€ 17.62
TLAX9M	1MTLX90A	35 x 1,5	14	10	27	40	£17.70	€ 20.00
TLAX10M	1MTLX91A	40 x 1,5	12	10	37	50	£24.38	€ 27.55
TLAX11 M	1MTLX92A	42 x 3	15	10	37	50	£25.80	€ 29.15

TLA XP - VISUAL LEVEL INDICATOR IN STEEL WITH GLASS FOR HIGH PRESSURE

www.flowfitonline.com
TECH. DATA SHEET
MA01



- Body made in nichel-plated steel and transparent inspection window in glass. Suitable for high pressures max 30 bar.
- Suitable for high and low temperatures from -30°C till +250°C max.
- Application: Compressors, Construction Machinery and Earth Moving

TYPE	CODE	GAS	f	t	v	e	S	NETT. PRICE	
								£ STERLING	€ EUROS
TLAXP3G	1GTLXP3A	1/2"	9	9,5	14	27	30,2	£15.04	€ 17.00
TLAXP4G	1GTLXP4A	3/4"	12,5	8	19	32	35,7	£17.33	€ 19.58

OBLÒ - INSPECTION PORTHOLE OR LIQUID-LEVEL Ø 100

www.flowfitonline.com
TECH. DATA SHEET
MA01



- Made of aluminium light alloy with tempered glass; supplied complete with gum washers, anchor screws and O-ring
- For the tightening to build a central hole of 100 mm and 6 threaded holes M6 arranged 60° on a diameter with inter-axis of 130 mm.
- The thickness of the reservoir must not be less than 5 mm.

TYPE	CODE	v	d	i	s	NETT. PRICE	
						£ STERLING	€ EUROS
OBLÒ	10BL030A	Ø 100	Ø 150	Ø 130	19,5	£46.79	€ 52.87



OBLÒ - INSPECTION PORTHOLE OR LIQUID-LEVEL Ø 148

www.flowfitonline.com
TECH. DATA SHEET
MA01



- Made of aluminium light alloy with tempered glass; supplied complete with gum washers, anchor screws and O-ring.
- For the tightening to build a central hole of 148 mm and 8 threaded holes M6 arranged 45° on a diameter with inter-axis of 180 mm
- The thickness of the reservoir must not be less than 5 mm.

TYPE	CODE	GAS	f	t	e	NETT. PRICE	
						£ STERLING	€ EUROS
OBL0	10BL040A	Ø 148	Ø 202	Ø 180	21,5	£63.77	€ 72.06

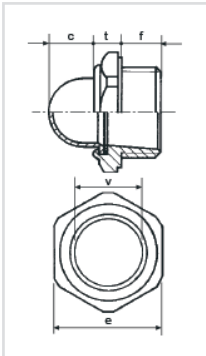
IFC - DOME-SHAPED LEVEL GAUGE

www.flowfitonline.com
TECH. DATA SHEET
MA01

- Transparent glass that does not alter at high and low temperatures.
- It is particularly suitable for seeing the fluid from the side, as well as the circulation of fluid from the top.
- Avoid contact with alcohol and solvents.
- It is supplied with fixing nut for non-threaded holes on request.



TYPE	CODE	GAS	f	t	v	e	c	NETT. PRICE	
								£ STERLING	€ EUROS
IFCOG	1GIFC00A	3/8"	8	6	16	24	9	£3.41	€ 3.86
IFC1G	1GIFC10A	1/2"	10	9,5	16	27	9	£3.75	€ 4.24
IFC2G	1GIFC20A	3/4"	11	10	19	32	13	£4.45	€ 5.03
IFCOG	1GIFC30A	1"	14	10	25	40	17	£6.32	€ 7.14
IFC4G	1GIFC40A	1"1/4	15	10,5	33	50	23	£14.09	€ 15.92
IFCOG	1GIFC50A	1"1/2	15	10,5	36	55	24	£16.44	€ 18.58
IFCOG	1GIFC60A	2"	17	14	42	70	28	£28.20	€ 31.86



TYPE	CODE	MB SERIES	f	t	v	e	c	NETT. PRICE	
								£ STERLING	€ EUROS
IFCOM	1MIFC00A	16x 1,5	8	6	16	24	9	£3.41	€ 3.86
IFCOM	1MIFC01A	18x 1,5	8	6	16	24	9	£3.41	€ 3.86
IFC1M	1MIFC10A	20 x 1,5	10	8	16	24	9	£4.45	€ 5.03
IFC2M	1MIFC20A	22 x 1,5	10	9,5	16	27	9	£3.75	€ 4.24
IFC3M	1MIFC30A	24 x 1,5	11	9,5	14	30	9	£5.61	€ 6.34
IFC4M	1MIFC40A	25 x 1,5	11	10	18	32	13	£5.61	€ 6.34
IFC5M	1MIFC50A	27 x 1,5	11	10	18	32	13	£6.96	€ 7.87
IFC6M	1MIFC60A	30 x 1,5	11	11	23	36	15	£7.26	€ 8.20
IFC7M	1MIFC70A	33 x 1,5	14	10,5	25	40	17	£7.44	€ 8.41
IFC8M	1MIFC80A	35 x 1,5	14	10,5	23	40	17	£9.90	€ 11.19
IFC9M	1MIFC90A	40 x 1,5	15	10,5	33	50	23	£14.41	€ 16.28
IFC10M	1MIFC95A	45 x 1,5	15	10,5	36	55	24	£16.11	€ 18.21
IFC11M	1MIFC99A	52 x 1,5	17	14	42	60	28	£28.20	€ 31.86

GTSF - LEVEL INDICATOR UNIT WITH BREATHER PLUG

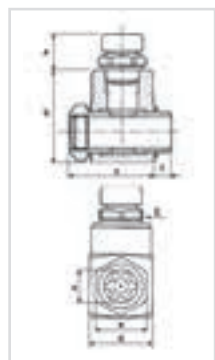
www.flowfitonline.com
TECH. DATA SHEET
MA01

• This unit was designed to satisfy both technical and economical requirements, because it can be applied with a single hole obtaining three services: oil filling, vapor venting, level indication.

• Avoid contact with alcohol and solvents.



TYPE	CODE	GAS	v	e	q	a	b	c	f	E	NETT. PRICE	
											£ STERLING	€ EUROS
GTSF1G	1GGSF10M	3/8"	16	27	30	20	46	43	11	22	£27.96	€ 31.60
GTSF2G	1GGSF20M	1/2"	16	27	30	21	46	43	11	22	£29.08	€ 32.86
GTSF3G	1GGSF30M	3/4"	21	32	40	22	60	52	11	27	£36.00	€ 40.68
GTSF4G	1GGSF40M	1"	27	40	40	26	60	55	16	32	£41.50	€ 46.89



TYPE	CODE	MB SERES	v	e	q	a	b	c	f	E	NETT. PRICE	
											£ STERLING	€ EUROS
GTSF1M	1MGSF10M	16 x 1,5	16	27	30	20	46	43	11	22	£27.96	€ 31.60
GTSF2M	1MGSF20M	18 x 1,5	16	27	30	21	46	43	11	22	£28.27	€ 31.95
GTSF3M	1MGSF30M	20 x 1,5	16	27	30	21	46	43	11	22	£28.66	€ 32.39
GTSF4M	1MGSF40M	22 x 1,5	16	27	30	21	46	43	11	22	£29.08	€ 32.86
GTSF5M	1MGSF50M	24 x 2	16	30	40	22	60	52	11	27	£38.47	€ 43.47
GTSF6M	1MGSF60M	30 x 2	21	36	40	26	60	52	14	27	£40.83	€ 46.14
GTSF7M	1MGSF70A	33 x 2	27	40	40	26	60	55	16	32	£41.50	€ 46.89

TCLA - FILLING PLUG WITH DIPSTICK

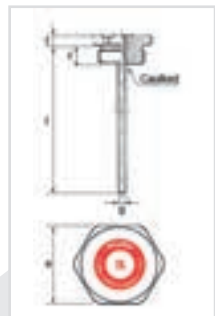
www.flowfitonline.com
TECH. DATA SHEET
MA01

• Hex-head threaded plugwith built-in dipstick.

• Also available in various min. and max. notches and lengths.



TYPE	CODE	GAS	t	f	l	g	e	NETT. PRICE	
								£ STERLING	€ EUROS
TCLA1G	1GCLA10A	1/4"	6	8	120	5	17	£3.69	€ 4.17
TCLA2G	1GCLA20A	3/8"	8,5	10	170	5	22	£4.07	€ 4.60
TCLA3G	1GCLA30A	1/2"	8,5	10	170	5	27	£4.77	€ 5.39
TCLA4G	1GCLA40A	3/4"	9,5	12	200	5	32	£6.96	€ 7.87
TCLA5G	1GCLA50A	1"	9,5	14	200	5	40	£9.04	€ 10.22
TCLA6G	1GCLA60A	1" 1/4	10	15	250	5	50	£13.13	€ 14.84
TCLA7G	1GCLA70A	1" 1/2	10	15	250	5	55	£15.87	€ 17.93
TCLA8G	1GCLA80A	2"	12	17	250	5	70	£27.51	€ 31.08



TYPE	CODE	MB SERIES	t	f	l	g	e	NETT. PRICE	
								£ STERLING	€ EUROS
TCLA1M	1MCLA10A	14 x 1,5	6	8	120	5	17	£3.69	€ 4.17
TCLA2M	1MCLA20A	16 x 1,5	7	10	170	5	22	£4.07	€ 4.60
TCLA3M	1MCLA30A	18 x 1,5	7	10	170	5	22	£4.42	€ 4.99
TCLA4M	1MCLA40A	20 x 1,5	7	10	170	5	24	£4.55	€ 5.14
TCLA5M	1MCLA50A	22 x 1,5	7	10	170	5	27	£4.77	€ 5.39
TCLA6M	1MCLA60A	24 x 2	8	12	200	5	30	£6.99	€ 7.89
TCLA7M	1MCLA70A	30 x 2	8	12	200	5	36	£9.14	€ 10.33
TCLA8M	1MCLA80A	33 x 2	8	14	200	5	40	£9.53	€ 10.77
TCLA9M	1MCLA90A	42 x 3	10	15	250	5	50	£13.13	€ 14.84
TCLA10M	1MCLA95A	48 x 3	10	15	250	5	55	£16.70	€ 18.87
TCLA11M	1MCLA99A	60 x 4	12	17	250	5	70	£28.95	€ 32.71

TCLA/Z - FILLING PLUG WITH DIPSTICK

- Threaded plug with knurled round head for hand-tightening.
- Built-in dipstick.
- Available on request with various min. and max. notches and lengths.

www.flowfitonline.com
TECH. DATA SHEET
MA01



TYPE	CODE	GAS	h	f	l	g	d	PRICE	
								£ STERLING	€ EUROS
TCLA/Z1G	1GLAZ10A	1/4"	12	8	120	5	22	£3.75	€ 4.24
TCLA/Z2G	1GLAZ20A	3/8"	13,5	10	170	5	26	£4.17	€ 4.71
TCLA/Z3G	1GLAZ30A	1/2"	16,5	10	170	5	30	£4.87	€ 5.50
TCLA/Z4G	1GLAZ40A	3/4"	20	12	200	5	40	£7.02	€ 7.93
TCLA/Z5G	1GLAZ50A	1"	21,5	14	200	5	45	£9.62	€ 10.88
TCLA/Z6G	1GLAZ60A	1" 1/4	20	15	250	5	55	£13.21	€ 14.92
TCLA/Z7G	1GLAZ70A	1"1/2	20	15	250	5	55	£16.19	€ 18.29
TCLA/Z8G	1GLAZ80A	2"	20	17	250	5	70	£29.21	€ 33.01



TYPE	CODE	MB SERIES	h	f	l	g	d	PRICE	
								£ STERLING	€ EUROS
TCLA/Z1M	1MLAZ10A	14 x 1,5	12	8	120	5	22	£3.75	€ 4.24
TCLA/Z2M	1MLAZ20A	16 x 1,5	12	10	170	5	26	£4.17	€ 4.71
TCLA/Z3M	1MLAZ30A	18 x 1,5	12	10	170	5	26	£4.35	€ 4.91
TCLA/Z4M	1MLAZ40A	20 x 1,5	15	10	170	5	30	£4.73	€ 5.34
TCLA/Z5M	1MLAZ50A	22 x 1,5	15	10	170	5	30	£4.87	€ 5.50
TCLA/Z6M	1MLAZ60A	24 x 2	15	12	200	5	36	£7.29	€ 8.24
TCLA/Z7M	1MLAZ70A	30 x 2	20	12	200	5	42	£9.34	€ 10.55
TCLA/Z8M	1MLAZ80A	33 x 2	20	14	200	5	45	£9.62	€ 10.88

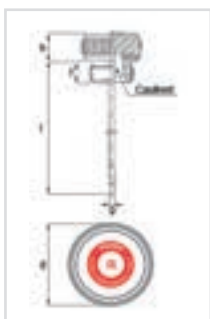
TCLS/Z - FILLING PLUG WITH DIPSTICK AND BREATHER

- Threaded plug with knurled round head for hand-tightening.
- Hole for venting internal pressure.
- Built-in dipstick.
- Available in various max. and min. notches and lengths on request.
- For applications requiring extratight sealing, type LSF is recommended.

www.flowfitonline.com
TECH. DATA SHEET
MA01



TYPE	CODE	GAS	h	f	l	g	d	NETT. PRICE	
								£ STERLING	€ EUROS
TCLS/Z1G	1GLSZ10A	1/4"	12	8	120	5	22	£4.07	€ 4.60
TCLS/Z2G	1GLSZ20A	3/8"	13,5	10	170	5	26	£4.47	€ 5.05
TCLS/Z3G	1GLSZ30A	1/2"	16,5	10	170	5	30	£5.26	€ 5.94
TCLS/Z4G	1GLSZ40A	3/4"	20	12	200	5	40	£7.40	€ 8.36
TCLS/Z5G	1GLSZ50A	1"	21,5	14	200	5	45	£10.05	€ 11.36
TCLS/Z6G	1GLSZ60A	1" 1/4	20	15	250	5	55	£13.63	€ 15.40
TCLS/Z7G	1GLSZ70A	1"1/2	20	15	250	5	55	£16.64	€ 18.81
TCLS/Z8G	1GLSZ80A	2"	20	17	250	5	70	£29.51	€ 33.35



TYPE	CODE	MB SERIES	h	f	l	g	d	NETT. PRICE	
								£ STERLING	€ EUROS
TCLS/Z1M	1MLSZ10A	14 x 1,5	12	8	120	5	22	£4.07	€ 4.60
TCLS/Z2M	1MLSZ20A	16 x 1,5	12	10	170	5	26	£4.47	€ 5.05
TCLS/Z3M	1MLSZ30A	18 x 1,5	12	10	170	5	26	£4.73	€ 5.34
TCLS/Z4M	1MLSZ40A	20 x 1,5	15	10	170	5	30	£5.13	€ 5.80
TCLS/Z5M	1MLSZ50A	22 x 1,5	15	10	170	5	30	£5.26	€ 5.94
TCLS/Z6M	1MLSZ60A	24 x 2	15	12	200	5	36	£7.73	€ 8.73
TCLS/Z7M	1MLSZ70A	30 x 2	20	12	200	5	42	£9.74	€ 11.01
TCLS/Z8M	1MLSZ80A	33 x 2	21,5	14	200	5	45	£10.05	€ 11.36

TCLS - FILLING PLUG WITH DIPSTICK AND BREATHER HOLE

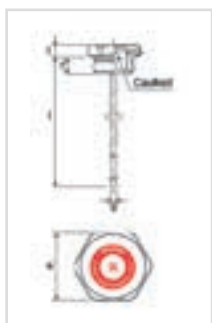
www.flowfitonline.com
TECH. DATA SHEET
MA01

- Threaded plug with hex head and breather hole for venting internal pressure.
- Built-in dipstick.

- Available with various min. and max. notches and lengths.
- For applications requiring extra-tight sealing, type LSF is recommended.



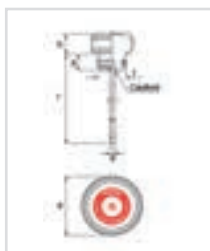
TYPE	CODE	GAS	t	f	l	g	e	NETT. PRICE	
								£ STERLING	€ EUROS
TCLS1G	1GCSL10A		6	8	120	5	17	£3.91	€ 4.42
TCLS2G	1GCSL20A	3/8"	8	10	170	5	22	£4.31	€ 4.88
TCLS3G	1GCSL30A	1/2"	9	10	170	5	27	£5.01	€ 5.67
TCLS4G	1GCSL40A	3/4"	9	12	200	5	32	£7.18	€ 8.11
TCLS5G	1GCSL50A	1"	12	14	200	5	40	£9.78	€ 11.06
TCLS6G	1GCSL60A	1" 1/4	14	15	250	5	50	£13.35	€ 15.08
TCLS7G	1GCSL70A	1" 1/2	14	15	250	5	55	£16.99	€ 19.20
TCLS8G	1GCSL80A	2"	14	17	250	5	70	£29.25	€ 33.05



TYPE	CODE	MB SERIES	t	f	l	g	e	NETT. PRICE	
								£ STERLING	€ EUROS
TCLS1M	1MCSL10A	14 x 1,5	6	8	120	5	17	£3.91	€ 4.42
TCLS2M	1MCSL20A	16 x 1,5	8	10	170	5	22	£4.31	€ 4.88
TCLS3M	1MCSL30A	18 x 1,5	8	10	170	5	22	£4.55	€ 5.14
TC LS4M	1MCSL40A	20 x 1,5	9	10	170	5	24	£4.75	€ 5.37
TCLS5M	1MCSL50A	22 x 1,5	9	10	170	5	27	£5.01	€ 5.67
TCLS6M	1MCSL60A	24 x 2	9	12	200	5	30	£7.24	€ 8.18
TCLS7M	1MCSL70A	30 x 2	10	12	200	5	36	£9.40	€ 10.62
TCLS8M	1MCSL80A	33 x 2	12	14	200	5	40	£9.78	€ 11.06
TCLS9M	1MCSL90A	42 x 3	14	15	250	5	50	£13.35	€ 15.08
TCLS10M	1MCSL95A	48 x 3	14	15	250	5	55	£16.99	€ 19.20
TCLS11M	1MCSL99A	60 x 4	14	17	250	5	70	£29.25	€ 33.05

ILA - LEVEL INDICATOR

www.flowfitonline.com
TECH. DATA SHEET
MA01



- 0-ring version for smooth holes.
- Knurled round head.
- Built-in dipstick.
- Also available with different min. and max. notches and lengths.

TYPE	CODE	O - R	h	p	l	Øf ^{mm}	g	d	NETT. PRICE	
									£ STERLING	€ EUROS
ILAO	1PILAO0A	OR 108	12	20	120	12	5	21	£7.31	€ 8.26
ILA1	1PILA10A	OR 115	12	9	170	17	5	25	£6.76	€ 7.64
ILA2	1PILA20A	OR 119	15	9	170	20	5	30	£7.36	€ 8.31
ILA3	1PILA30A	OR 3081	15	11	170	25	5	32	£8.08	€ 9.13
ILA4	1PILA40A	OR 3100	18	14	200	30	5	36	£9.86	€ 11.14
ILA5	1PILA50A	OR 4112	18	14	200	35	5	40	£11.82	€ 13.36

ILAF - LEVEL INDICATOR WITH BREATHER

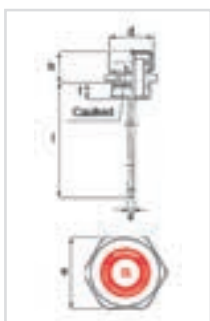
- Version for threaded holes.
- Large chamber with cut perpendicular to the axis protected by its cover of galvanized steel that keeps out foreign bodies and vents internal pressure.
- Built-in dipstick.

- Also available in various min. and max. notches and lengths.
- For applications requiring extratight sealing, type LSF is recommended.

www.flowfitonline.com
TECH. DATA SHEET
MA01



TYPE	CODE	GAS	d	h	f	l	g	e	NETT. PRICE	
									£ STERLING	€ EUROS
ILAF0G	1GIFA00A	1/4"	16,5	17	8	120	5	17	£6.86	€ 7.75
ILAF1G	1GIFA10A	3/8"	22	20	9	170	5	22	£6.86	€ 7.75
ILAF2G	1GIFA20A	1/2"	26	22	10	170	5	27	£7.30	€ 8.25
ILAF0G	1GIFA30A	3/4"	30	24	12	200	5	32	£8.96	€ 10.12
ILAF4G	1GIFA40A	1"	38	29	14	200	5	40	£12.56	€ 14.19
ILAF0G	1GIFA50A	1" 1/4	50	33	15	250	5	50	£19.99	€ 22.59
ILAF0G	1GIFA60A	1" 1/2	55	33	15	250	5	55	£23.57	€ 26.64
ILAF7G	1GIFA70A	2"	70	40	17	250	5	70	£46.24	€ 52.25



TYPE	CODE	MB SERIES	d	h	f	l	g	e	NETT. PRICE	
									£ STERLING	€ EUROS
ILAF0M	1M1FA00A	14 x 1,5	16,5	17	8	120	5	17	£6.86	€ 7.75
ILAF1M	1M1FA10A	16 x 1,5	22	20	9	170	5	22	£6.86	€ 7.75
ILAF2M	1M1FA20A	18 x 1,5	22	20	10	170	5	22	£6.99	€ 7.89
ILAF0M	1M1FA30A	20 x 1,5	24	21	10	170	5	24	£7.14	€ 8.07
ILAF4M	1M1FA40A	22 x 1,5	26	22	10	170	5	27	£7.30	€ 8.25
ILAF0M	1M1FA50A	24 x 2	30	24	12	200	5	30	£8.91	€ 10.07
ILAF6M	1M1FA60A	30 x 2	30	25	12	200	5	36	£12.24	€ 13.83
ILAF7M	1M1FA70A	33 x 2	38	29	14	200	5	40	£12.56	€ 14.19
ILAF8M	1M1FA80A	42 x 3	50	33	15	250	5	50	£19.99	€ 22.59
ILAF9M	1M1FA90A	48 x 3	55	33	15	250	5	55	£23.57	€ 26.64
ILAF10M	1M1FA95A	60 x 4	70	40	17	250	5	70	£46.24	€ 52.25

ILAS - LEVEL INDICATOR WITH BREATHER



- O-ring version for smooth holes.
- Large chamber with cut perpendicular to the axis protected by its cover of galvanized steel that keeps out foreign bodies and vents internal pressure.
- Built-in dipstick.
- Also available in various min. and max. notches and lengths.

www.flowfitonline.com
TECH. DATA SHEET
MA01

TYPE	CODE	O - R	h	p	l	Øf ^{M3}	g	d	NETT. PRICE	
									£ STERLING	€ EUROS
ILAS1	1 PISA10A	OR 115	18	9	170	17	5	22	£7.29	€ 8.24
ILAS2	1 PISA20A	OR 119	19	9	170	20	5	26	£7.60	€ 8.59
ILAS3	1 PISA30A	OR 3081	21	11	170	25	5	30	£9.11	€ 10.29
ILAS4	1 PISA40A	OR 3100	26	14	200	30	5	38	£12.78	€ 14.45
ILAS5	1 PISA50A	OR 4112	30	14	200	35	5	50	£20.33	€ 22.97

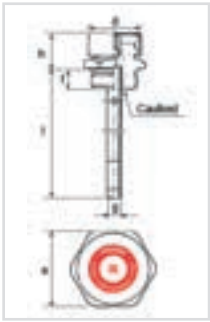
LSF - LEVEL INDICATOR WITH BREATHER

www.flowfitonline.com
TECH. DATA SHEET
MA01

- Breather plug and level indicator with galvanized-steel cover and suitably designed internal valve calibrated from 0,05 to 0,10 bar, that opens at intervals to vent internal pressure created by fluid turbulence.
- It is especially recommended for applications on high-rpm speed-change gears.



TYPE	CODE	GAS	d	h	f	l	g	e	NETT. PRICE	
									£ STERLING	€ EUROS
LSF1G	1GLSF10A	1/4"	16,5	17,5	9	170	8	17	£9.09	€ 10.28
LSF2G	1GLSF20A	3/8"	22	19	11	170	10	22	£10.04	€ 11.34
LSF3G	1GLSF30A	1/2"	26	20	11	170	10	27	£10.85	€ 12.27
LSF4G	1GLSF40A	3/4"	30	24	12	200	10	32	£13.03	€ 14.72
LSF5G	1GLSF50A	1"	38	29	14	200	10	40	£17.56	€ 19.85



TYPE	CODE	MB SERIES	d	h	f	l	g	e	NETT. PRICE	
									£ STERLING	€ EUROS
LSF1M	1MLSF10A	14 x 1,5	16,5	17,5	9	170	8	17	£9.09	€ 10.28
LSF2M	1MLSF20A	16 x 1,5	22	19	11	170	10	22	£10.04	€ 11.34
LSF3M	1MLSF30A	18 x 1,5	22	19	11	170	10	22	£10.29	€ 11.63
LSF4M	1MLSF40A	20 x 1,5	24	20	11	170	10	24	£10.67	€ 12.06
LSF5M	1MLSF50A	22 x 1,5	26	20	11	170	10	27	£10.85	€ 12.27
LSF6M	1MLSF60A	24 x 2	30	24	12	170	10	30	£12.66	€ 14.30
LSF7M	1MLSF70A	30 x 2	30	25	14	200	10	36	£17.13	€ 19.36
LSF8M	1MLSF80A	33 x 2	38	29	14	200	10	40	£17.56	€ 19.85


TRBF/LG - VISUAL LEVEL INDICATOR WITH FLOAT SYSTEM

www.flowfitonline.com
TECH. DATA SHEET
MA01

- Composed of aluminium light alloy female cover with visual dial.
- It is screwed on burnished steel sleeve which is welded onto the machine cover or tank.
- Complete with float system, it allows an exact and constant indication of the level of fluid inside the tank.
- Especially designed for application on agricultural, earth moving, building machinery and hydraulic units.
- Temperature during use 80°C max.
- By request with breather. Avoid contacts with alcohol and solvents.



TYPE	OIL CODE	DIESEL CODE	GAS	L	d	h	p	l	f	NETT. PRICE	
										£ STERLING	€ EUROS
TRBF/LG	1G1LGBS301	1LGBS305	2"	200	65	56	24	160	57	£49.17	€ 55.57
TRBF/LG	2G1LGBS302	1LGBS306	2"	300	65	56	24	260	57	£49.99	€ 56.49
TRBF/LG	3G1LGBS303	1LGBS307	2"	350	65	56	24	310	57	£50.37	€ 56.92
TRBF/LG	4G1LGBS304	1LGBS308	2"	400	65	56	24	360	57	£50.89	€ 57.51



TYPE	OIL CODE	DIESEL CODE	METRIC	L	d	h	p	l	f	NETT. PRICE	
										£ STERLING	€ EUROS
TRBF/LG1M	1LGBS401	1LGBS405	60 X 2	200	65	56	24	160	57	£49.17	€ 55.57
TRBF/LG2M	1LGBS402	1LGBS406	60 X 2	300	65	56	24	260	57	£49.99	€ 56.49
TRBF/LG3M	1LGBS403	1LGBS407	60 X 2	350	65	56	24	310	57	£50.37	€ 56.92
TRBF/LG4M	1LGBS404	1LGBS408	60 X 2	400	65	56	24	360	57	£50.89	€ 57.51


TC/ZLG - VISUAL LEVEL INDICATOR WITH FLOAT SYSTEM

www.flowfitonline.com
TECH. DATA SHEET
MA01

- Composed of aluminium light alloy male cover with visual dial.
- Complete with float system, it allows an exact and constant indication of the level of fluid inside the tank.
- Especially designed for application on agricultural, earth moving, building machinery and hydraulic units.
- Supplied with O-ring.
- Temperature during use 80°C max.
- By request with breather.
- Avoid contacts with alcohol and solvents.




TYPE	OIL CODE	DIESEL CODE	GAS	L	d	h	f	l	NETT. PRICE	
									£ STERLING	€ EUROS
TC/ZLG1G	1LGMT304	1LGMT300	2"	200	70	25	12	192	£44.47	€ 50.25
TC/ZLG2G	1LGMT305	1LGMT301	2"	300	70	25	12	292	£45.24	€ 51.12
TC/ZLG3G	1LGMT306	1LGMT302	2"	350	70	25	12	342	£45.64	€ 51.58
TC/ZLG4G	1LGMT307	1LGMT303	2"	400	70	25	12	392	£46.07	€ 52.06



TYPE	OIL CODE	DIESEL CODE	METRRIC	L	d	h	p	l	NETT. PRICE	
									£ STERLING	€ EUROS
TC/ZLG1M	1LGMT404	1LGMT400	60 X 2	200	70	25	12	192	£44.47	€ 50.25
TC/ZLG2M	1LGMT405	1LGMT401	60 X 2	300	70	25	12	292	£45.24	€ 51.12
TC/ZLG3M	1LGMT406	1LGMT402	60 X 2	350	70	25	12	342	£45.64	€ 51.58
TC/ZLG4M	1LGMT407	1LGMT403	60 X 2	400	70	25	12	392	£46.07	€ 52.06

LGF68 - FLANGED LEVEL INDICATOR WITH FLOAT SYSTEM

www.flowfitonline.com
TECH. DATA SHEET
MA01



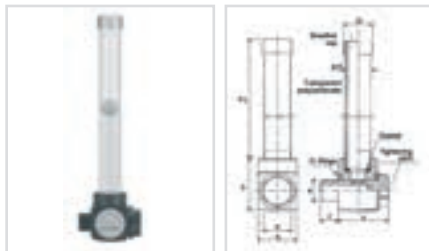
- Composed of aluminium light alloy flanged cover with orientable dial.
- Applicable to holes 50 to 54 mm.
- Complete with float system, it allows an exact and constant indication of the level of fluid inside the tank.
- Supplied with O-ring and alien screw M4 for the fixing.
- Especially designed for application on agricultural, earth moving, building machinery and hydraulic units.
- Temperature during use 80°C max.
- Avoid contacts with alcohol and solvents
- On request, provided in different colours.

TYPE	OIL CODE	GASOIL CODE	L*	d	h	l	r	NETT. PRICE	
								£ STERLING	€ EUROS
LGF681	1LGF6801	1LGF6806	200	80	16	203	68	£53.10	€ 60.00
LGF682	1LGF6802	1LGF6807	250	80	16	253	68	£53.58	€ 60.55
LGF683	1LGF6803	1LGF6808	300	80	16	303	68	£54.01	€ 61.03
LGF684	1LGF6804	1LGF6809	350	80	16	353	68	£54.56	€ 61.65
LGF685	1LGF6805	1LGF6810	400	80	16	403	68	£55.10	€ 62.26

* variable data on customer's request (max. 200 mm)

LGF68 - FLANGED LEVEL INDICATOR WITH FLOAT SYSTEM

www.flowfitonline.com
TECH. DATA SHEET
MA01

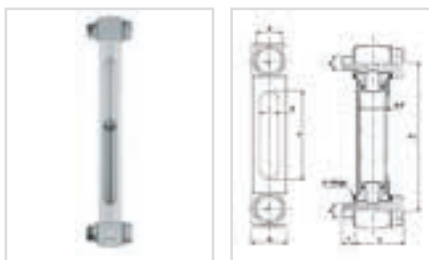


- Composed of aluminium light alloy flanged cover with orientable dial.
- Applicable to holes 50 to 54 mm.
- Complete with float system, it allows an exact and constant indication of the level of fluid inside the tank.
- Supplied with O-ring and alien screw M4 for the fixing.
- Especially designed for application on agricultural, earth moving, building machinery and hydraulic units.
- Temperature during use 80°C max.
- Avoid contacts with alcohol and solvents
- On request, provided in different colours.

TYPE	CODE	a	L*	b	e	q	D	d	c	f	NETT. PRICE	
											£ STERLING	€ EUROS
GLVS1G	1GLVS10A	3/8"	50	40	22	30	22	20	43	10	£25.90	€ 29.26
GLVS2G	1GLVS20A	3/8"	100	40	22	30	22	20	43	10	£26.90	€ 30.40
GLVS3G	1GLVS30A	3/8"	150	40	22	30	22	20	43	10	£28.25	€ 31.92
GLVS4G	1GLVS40A	3/8"	200	40	22	30	22	20	43	10	£29.63	€ 33.48

GLVX - VERTICAL LEVEL INDICATOR WITH DOUBLE THREAD, WITH PYREX GLASS AND PROTECTION

www.flowfitonline.com
TECH. DATA SHEET
MA01

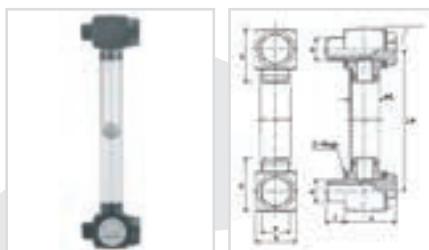


- Vertical level indicator with double thread to control fluid level.
- Realized with aluminium light alloy little blocks, transparent tube made in pyrex glass and Viton O-Rings.
- Suitable for low and high temperatures - 20°C + 200°C max.
- Supplied complete with protection.

TYPE	CODE	a	L*	e	q	d	c	f	v	b	NETT. PRICE	
											£ STERLING	€ EUROS
GLVX1G	1GLVX10A	3/8"	127	22	30	28	43	10	75	16	£62.42	€ 70.54
GLVX2G	1GLVX20A	3/8"	254	22	30	28	43	10	202	16	£76.42	€ 86.35
GLVX1M	1MLVX10A	10x1,5	127	22	30	28	43	10	75	16	£62.42	€ 70.54
GLVX2M	1MLVX20A	10x1,5	254	22	30	28	43	10	202	16	£76.42	€ 86.35
GLVX3M	1MLVX30A	12x1,75	127	22	30	28	43	10	75	16	£62.42	€ 70.54
GLVX4M	1MLVX40A	12x1,75	254	22	30	28	43	10	202	16	£76.42	€ 86.35

GLV - VERTICAL LEVEL INDICATOR WITH DOUBLE THREAD

www.flowfitonline.com
TECH. DATA SHEET
MA01

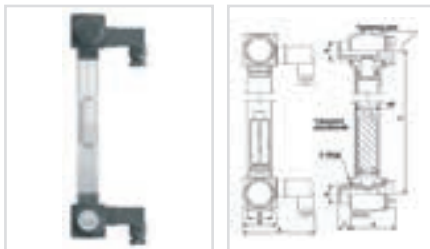


- Vertical level indicator with double thread to control fluid level.
- Realized with black anodized aluminium light alloy little blocks and transparent tube; available completed with O-Rings.
- Avoid contact with petrol, benzine, alcohol, petroleum, toluol and glycol.

TYPE	CODE	a	L*	b	e	q	d	c	f	NETT. PRICE	
										£ STERLING	€ EUROS
GLV1G	1GGLV10A	3/8"	500	40	22	30	22	43	10	£52.62	€ 59.46
GLV2G	1GGLV20A	3/8"	1000	40	22	30	22	43	10	£62.29	€ 70.38
GLV3G	1GGLV30A	3/8"	1500	40	22	30	22	43	10	£74.09	€ 83.73
GLV4G	1GGLV40A	3/8"	2000	40	22	30	22	43	10	£85.89	€ 97.06

GLVE - VERTICAL LEVEL INDICATOR WITH DOUBLE ELECTRICAL CONTACT

www.flowfitonline.com
TECH. DATA SHEET
MA01




- Used for the control of the fluid for tanks.
- The electrical sensor indicates the attainment of the MIN and MAX level of the fluid. The contacts are normally opened, they close to the attainment of the MIN or MAX level.
- Available with length variable, on request of customer, from a minimum of 200 mm to a maximum of 2.000 mm.
- Supplied complete of connectors.
- Electrical characteristics: Maximum load on the electrical contacts: AC till 125 Volt — 1,0 A — 10 VA, DC till 100 Volt — 1,0 A — 10 VA.
- For further information please demand the electrical plan. Avoid contacts with alcohol, trichloroethylene, solvents, petrol and petroleum.

TYPE	CODE	a	L*	e	q	d	c	f	s	NETT. PRICE	
										£ STERLING	€ EUROS
GLVE1G	1GLVE10A	3/8"	500	22	30	22	43	10	65	£96.13	€ 108.63
GLVE2G	1GLVE20A	3/8"	1000	22	30	22	43	10	65	£108.01	€ 122.06
GLVE3G	1GLVE30A	3/8"	1500	22	30	22	43	10	65	£116.22	€ 131.33
GLVE4G	1GLVE40A	3/8"	2000	22	30	22	43	10	65	£125.67	€ 142.01

PL - VERTICAL LEVEL INDICATOR

www.flowfitonline.com
TECH. DATA SHEET
MA01



- Used for checking fluid level in large tanks.
- Complete with seals, screws and anchor nuts.
- Easy to assemble, it gives a tolerance of 0,5 mm along the interhole axis, maintaining a perfect seal.
- Avoid contact with alcohol, toluol and glycol.

TYPE	CODE	L	r	v	c	i	f	h	a	b	NETT. PRICE	
											£ STERLING	€ EUROS
PL1	1VPLV10A	109	34	37	16,5	76	M 10	21,5	11	29	£18.33	€ 20.71
PL2	1VPLV20A	160	34	88	16,5	127	M 12	21,5	16	29	£21.69	€ 24.51
PL3	1VPLV30A	287	34	215	16,5	254	M 12	21,5	16	29	£37.98	€ 42.92

PLT - VERTICAL LEVEL INDICATOR WITH THERMOMETER

www.flowfitonline.com
TECH. DATA SHEET
MA01

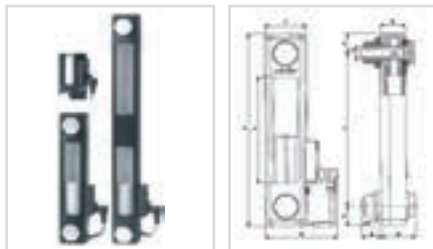


- Used for checking fluid level in large tanks.
- Complete with seals, thermometer, screws and anchor nuts.
- Easy to assemble, it gives a tolerance of 0,5 mm along the interhole axis, maintaining a perfect seal.
- Avoid contact with alcohol, toluol and glycol.

TYPE	CODE	L	r	v	c	i	f	h	a	b	NETT. PRICE	
											£ STERLING	€ EUROS
PLT1	1VPLT10A	109	34	37	16,5	76	M 10	21,5	11	29	£21.53	€ 24.33
PLT2	1VPLT20A	160	34	88	16,5	127	M 12	21,5	16	29	£25.49	€ 28.81
PLT3	1VPLT30A	287	34	215	16,5	254	M 12	21,5	16	29	£41.82	€ 47.25

PLE - VERTICAL LEVEL INDICATOR WITH ELECTRICAL CONTACT

www.flowfitonline.com
TECH. DATA SHEET
MA01



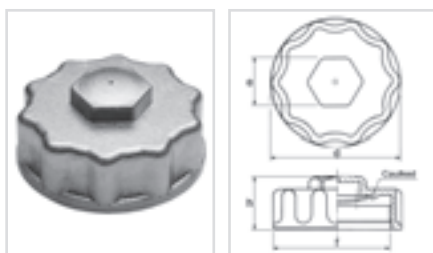
- Used for the control of the fluid for tanks.
- The electrical sensor indicates through a visual signal the attainment of the minimal level of the fluid.
- The contacts are normally opened, they close to the attainment of the minimal level.
- Supplied complete of connector and 2,5 mt cable.
- Electrical characteristics Electrical protection: as per norm IP67 - Maximum load on the electrical contacts: AC till 250 Volt - 0,5 Ampere, DC till 250 Volt - 0,5 Ampere. Concurred liquid specific weight: min. 0,80 kg/dm³.
- For further information pleas demand the electrical plan.
- Avoid contacts with alcohol, trichloroethylene and solvents.

TYPE	CODE	L	r	v	c	i	f	h	a	b	s	NETT. PRICE	
												£ STERLING	€ EUROS
PLE2	1VPLE20A	160	34	88	16,5	127	M 12	21,5	16	29	59	£86.14	€ 97.33
PLE3	1VPLE30A	287	34	215	16,5	254	M 12	21,5	16	29	59	£102.37	€ 115.68

FILLING PLUGS

TFES - FEMALE THREADED PLUG WITH BREATHER

www.flowfitonline.com
TECH. DATA SHEET
MA01



- Aluminium plug with inside thread and breather pipe, complete with gasket, suitable for large tanks.
- Handy grip and possibility of locking with Allen wrench.
- On request, with anodic treatment.

TYPE	CODE	f	d	h	e	NETT. PRICE	
						£ STERLING	€ EUROS
TFES1M	1MTFE10A	80 x 2	95	40	36	£18.56	€ 20.97

TFE/Z - FEMALE THREADED PLUG

www.flowfitonline.com
TECH. DATA SHEET
MA01



- Plug with internal thread in aluminium alloy for applications on sleeves with male thread.
- Optionally available with different wordings.

TYPE	OIL CODE	DIESEL CODE	f	d	h	NETT. PRICE	
						£ STERLING	€ EUROS
TFE/ZOG	1 WCPA002	1 WCPA003	1"	40	20	£7.20	€ 8.13
TFE/Z1G	1WCPA102	1WCPA103	1" 1/4	50	20	£10.58	€ 11.95
TFE/Z2G	1WCPA202	1WCPA203	1" 1/2	55	20	£10.58	€ 11.95
TFE/Z3G	1WCPA302	1WCPA303	2"	65	20	£11.20	€ 12.66
TFE/Z4M	1WCPA402	1WCPA403	60 x 2	65	20	£11.20	€ 12.66

TFES/Z - FEMALE THREADED PLUG WITH BREATHER

www.flowfitonline.com
TECH. DATA SHEET
MA01



- Plug with internal thread in aluminium alloy for applications on sleeves with male thread.
- The spherical bronze filter of 40 microns built into the plug vents internal pressure and keeps out foreign bodies during the intake stroke.

TYPE	OIL CODE	DIESEL CODE	f	d	h	NETT. PRICE	
						£ STERLING	€ EUROS
TFES/ZOG	1WFSZ002	1WFSZ003	1"	40	20	£8.15	€ 9.21
TFES/Z1G	1WFSZ102	1WFSZ103	1" 1/4	50	22	£8.59	€ 9.70
TFES/Z2G	1WFSZ202	1WFSZ203	1"1/2	55	22	£11.56	€ 13.07
TFES/ZOG	1WFSZ302	1WFSZ303	2"	65	22	£12.18	€ 13.76
TFES/Z4M	1WFSZ402	1WFSZ403	60 x 2	65	22	£12.18	€ 13.76

TFES/ZA - PLUG WITH FEMALE THREAD, BREATHER AND DIPSTICK

www.flowfitonline.com
TECH. DATA SHEET
MA01



- Plug with internal thread in aluminium alloy for applications on sleeves with male thread.
- The spherical bronze filter of 40 microns built into the plug vents internal pressure and keeps out foreign bodies during the intake stroke.
- Built-in dipstick.
- On request, in different lengths and with minimum and maximum notches.

TYPE	OIL CODE	DIESEL CODE	f	d	h	l	g	NETT. PRICE	
								£ STERLING	€ EUROS
TFES/ZAOG	1WFZA002	1WFZA003	1"	40	20	200	5	£13.17	€ 14.88
TFES/ZA1G	1WFZA102	1WFZA103	1" 1/4	50	20	250	5	£14.42	€ 16.29
TFES/ZA2G	1WFZA202	1WFZA203	1"1/2	55	20	250	5	£14.42	€ 16.29
TFES/ZAOG	1WFZA302	1WFZA303	2"	65	20	250	5	£15.59	€ 17.62
TFES/ZA4M	1WFZA402	1WFZA403	60 x 2	65	20	250	5	£22.28	€ 25.18

TFES/ZF - FEMALE THREADED PLUG WITH BREATHER

www.flowfitonline.com
TECH. DATA SHEET
MA01



- Plug with internal thread in aluminium alloy for applications on sleeves with male thread.
- A galvanized-steel cover and a spherical 40 microns bronze filter vent internal pressure and keep out foreign bodies during the intake stroke.
- Especially suitable in dusty environments and for application on agricultural and building machinery.

TYPE	OIL CODE	DIESEL CODE	f	d	h	l	D	NETT. PRICE	
								£ STERLING	€ EUROS
TFES/ZF1G	1WCPF101	1WCPF102	1"	30	21	41	40	£13.28	€ 15.01
TFES/ZF2G	1WCPF201	1WCPF202	1"1/2	38	21	41	55	£17.46	€ 19.73
TFES/ZF3G	1WCPF301	1WCPF302	2"	38	21	41	65	£21.13	€ 23.87
TFES/ZF4M	1WCPF401	1WCPF402	60 x 2	38	21	41	65	£21.13	€ 23.87

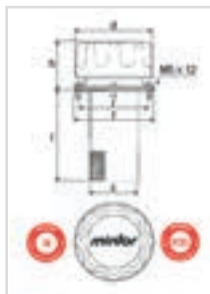
TCAR - FILLING PLUG

www.flowfitonline.com
TECH. DATA SHEET
MA01

- With breather and trap for oil pre-filtering, made entirely of chromed steel with bayonet closure.
- The air filter contained in the plug is available at 10 microns and 40 microns.
- Supplied with screws and seals for immediate use.



TYPE 10μ	CODE	LT 1'	d	h	l	Ør	f	c	No of screws	NETT. PRICE	
										£ STERLING	€ EUROS
TCAR 1046 C 65	1VTAR10A - Trademark	175	46	45	65	41	52	29	3	£17.48	€ 19.75
TCAR 1080 C 80	1VTAR20A - Trademark	500	80	52	80	73	83	50	6	£20.78	€ 23.48
TCAR 1080 C150	1VTAR30A - Trademark	500	80	52	150	73	83	50	6	£23.31	€ 26.34



TYPE 40μ	CODE	LT 1'	d	h	l	Ør	f	c	No of screws	NETT. PRICE	
										£ STERLING	€ EUROS
TCAR 4046 C 65	1VTAR40A - Trademark	250	46	45	65	41	52	29	3	£15.51	€ 17.52
TCAR 4080 C 80	1VTAR50A - Trademark	700	80	52	80	73	83	50	6	£17.19	€ 19.43
TCAR 4080 C150	1VTAR60A - Trademark	700	80	52	150	73	83	50	6	£20.54	€ 23.21

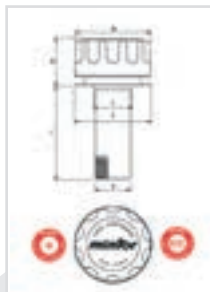
TCARS - FILLING PLUG WITH FLANGE TO BE WELDED

www.flowfitonline.com
TECH. DATA SHEET
MA01

- With breather and trap oil pre-filtering.
- Made entirely of chromed steel with bayonet closure.
- Supplied with flange to be welded on the tank.
- The filter inside the plug is available with 10 or 40 microns.



TYPE 101J	CODE	LT 1'	d	h	l	r	f	c	NETT. PRICE	
									£ STERLING	€ EUROS
TCARS 1080 C 100 Label	1VTAS30A	500	80	52	100	41,5	83	38	£23.66	€ 26.73
TCARS 1080 C 100 OIL	1VTAS302	500	80	52	100	41,5	83	38	£23.66	€ 26.73
TCARS 1080 C 100 DIESEL	1VTAS303	500	80	52	100	41,5	83	38	£23.66	€ 26.73



TYPE 40P	CODE	LT 1'	d	h	l	r	f	c	NETT. PRICE	
									£ STERLING	€ EUROS
TCARS 4080 C 100 Label	1VTAS50A	700	80	52	100	41,5	83	38	£19.07	€ 21.55
TCARS 4080 C 100 OIL	1VTAS502	700	80	52	100	41,5	83	38	£19.07	€ 21.55
TCARS 4080 C 100 DIESEL	1VTAS503	700	80	52	100	41,5	83	38	£19.07	€ 21.55



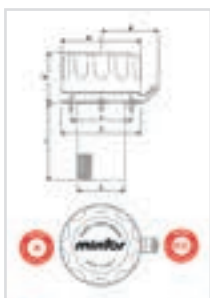
TCAR/LC - FILLING PLUG WITH LOCK-HOLDER

www.flowfitonline.com
TECH. DATA SHEET
MA01

- With breather and trap for oil pre-filtering.
- Made entirely of chromed steel with bayonet closure and lock-holder.
- Supplied with slot screws M6 and seals for the fixing.
- The air filter contained in the plug is available at 10 microns and 40 microns.
- On request, provided with lock.



TYPE 10μ	CODE	LT 1'	d	h	l	r	f	c	a	No of screws	NETT. PRICE	
											£ STERLING	€ EUROS
TCAR/LC 1080 C 80	1VTLC10A-Label	500	80	52	80	73	83	50	70	6	£23.64	€ 26.71
TCAR/LC 1080 C 150	1VTLC20A-Label	500	80	52	150	73	83	50	70	6	£26.97	€ 30.47



TYPE 40μ	CODE	LT 1'	d	h	l	r	f	c	a	No of screws	NETT. PRICE	
											£ STERLING	€ EUROS
TCAR/LC 1080 C 80	1VTLC30A-Label	700	80	52	80	73	83	50	70	6	£20.41	€ 23.06
TCAR/LC 1080 C 150	1VTLC40A-Label	700	80	52	150	73	83	50	70	6	£23.72	€ 26.81

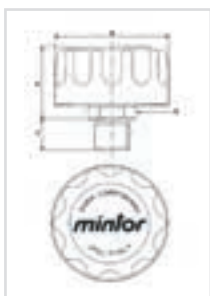
TCARF - FILLING PLUG WITH THREADED MOUNT

www.flowfitonline.com
TECH. DATA SHEET
MA01

- Made entirely of chromed steel with threaded mount and breather.
- The air filter contained in the plug is available at 10 microns and 40 microns.



TYPE 10μ	GAS	CODE	LT 1'	d	h	f	e	NETT. PRICE	
								£ STERLING	€ EUROS
TCARF 1046	1/4"	2VTAF60A	175	46	41	10	17	£12.26	€ 13.86
TCARF 1046	3/8"	2VTAF70A	175	46	41	12	19	£12.73	€ 14.39
TCARF 1046	1/2"	2VTAF80A	175	46	43	14	22	£13.63	€ 15.40
TCARF 1080	3/4"	2VTAF90A	500	80	54	17	30	£17.95	€ 20.28
TCARF 1080	1"	2VTAF95A	500	80	55	19	36	£25.39	€ 28.69



TYPE 40μ	GAS	CODE	LT 1'	d	h	f	e	NETT. PRICE	
								£ STERLING	€ EUROS
TCARF 4046	1/4"	2VTAF10A	250	46	41	10	17	£11.76	€ 13.28
TCARF 4046	3/8"	2VTAF20A	250	46	41	12	19	£12.22	€ 13.81
TCARF 4046	1/2"	2VTAF30A	250	46	43	14	22	£13.12	€ 14.83
TCARF 4080	3/4"	2VTAF40A	700	80	54	17	30	£17.44	€ 19.70
TCARF 4080	1"	2VTAF50A	700	80	55	19	36	£24.79	€ 28.02

TRBF - HERMETIC FILLING PLUG

www.flowfitonline.com
TECH. DATA SHEET
MA01




- Composed of aluminium alloy female cover with internal thread.
- It is screwed on UNI C30 burnished steel sleeve which is welded onto the machine tank.
- Complete with extractable steel cartridge which has a filtration degree of 800 microns.

TYPE	OIL CODE	DIESEL CODE	GAS	d	h	p	l	c	f	NETT. PRICE	
										£ STERLING	€ EUROS
TRBF1G	1SBRF102	1SBRF103	1"	40	35	15	60	25	30	£14.28	€ 16.13
TRBF2G	1SBRF202	1 SBRF203	1 1/2"	55	37	15	85	40	45	£18.32	€ 20.70
TRBF3G	1SBRF302	1SBRF303	2"	65	45	24	85	50	57	£21.52	€ 24.32

TYPE	OIL CODE	DIESEL CODE	METRIC	d	h	p	l	c	f	NETT. PRICE	
										£ STERLING	€ EUROS
TRBF4M	1SBRF402	1SBRF403	60 x 2	65	45	24	85	50	57	£21.52	€ 24.32

TRBFS - FILLING PLUG WITH BREATHER

www.flowfitonline.com
TECH. DATA SHEET
MA01



- Composed of aluminium alloy female cover with internal thread, with 40 microns spherical bronze filter.
- It is screwed on UNI C30 burnished steel sleeve which is welded on the machine cover or tank.
- Provided with extractable steel cartridge which has a filtration degree of 800 microns.

TYPE	OIL CODE	DIESEL CODE	GAS	d	h	p	l	c	f	NETT. PRICE	
										£ STERLING	€ EUROS
TRBFS1G	1SBSF102	1SBSF103	1"	40	35	15	60	25	30	£15.44	€ 17.45
TRBFS2G	1SBSF202	1SBSF203	1 1/2"	55	37	15	85	40	45	£19.53	€ 22.06
TRBFS3G	1 SBSF302	1SBSF303	2"	65	45	24	85	50	57	£22.83	€ 25.80

TYPE	OIL CODE	DIESEL CODE	METRIC	d	h	p	l	c	f	NETT. PRICE	
										£ STERLING	€ EUROS
TRBFS4M	1SBSF402	1 SBSF403	60 x 2	65	45	24	85	50	57	£22.83	€ 25.80

TRBFSC- FILLING PLUG WITH BREATHER AND LOCK-HOLDER

www.flowfitonline.com
TECH. DATA SHEET
MA01



- Composed of a UNI C30 burnished steel sleeve that is welded on the machine cover or tank.
- Provided with extractable steel cartridge which has a filtration degree of 800 microns.
- Female cover with 40 microns spherical bronze filter and, on request, provided with lock.

TYPE	OIL CODE	DIESEL CODE	GAS	d	h	p	l	c	f	r	e	NETT. PRICE	
												£ STERLING	€ EUROS
TRBFSC2G	1BRFC201	1 BRFC202	1 1/2"	55	51	15	85	40	45	45	6	£35.01	€ 39.56
TRBFSC3G	1 BRFC301	1 BRFC302	2"	65	58	24	85	50	57	50	6	£36.20	€ 40.90

TYPE	OIL CODE	DIESEL CODE	METRIC	d	h	p	l	c	f	r	e	NETT. PRICE	
												£ STERLING	€ EUROS
TRBFSC4M	1BRFC401	1 BRFC402	60 x 2	65	58	24	85	50	57	50	6	£36.20	€ 40.90

TRBF/ZK - HERMETIC FILLING PLUG WITH KEY LOCK

www.flowfitonline.com
TECH. DATA SHEET
MA01




- Composed of light alloy female cover with internal thread with key lock.
- It is screwed on UNI C30 burnished steel sleeve which is welded onto the machine tank.
- Complete with extractable steel cartridge which has a filtration degree of 800 microns.

TYPE	OIL CODE	DIESEL CODE	GAS	d	h	f	p	c	b	l	NETT. PRICE	
											£ STERLING	€ EUROS
TRBF/ZK3G	1 KBRF301	1KBRF303	2"	65	48	57	23	49	64	87	£62.13	€ 70.20

TYPE	OIL CODE	DIESEL CODE	METRIC	d	h	f	p	c	b	l	NETT. PRICE	
											£ STERLING	€ EUROS
TRBF/ZK4M	1KBRF401	1KBRF403	60 x 2	65	48	57	23	49	64	87	£62.13	€ 70.20

TRBFS/A - FILLING PLUG WITH BREATHER

www.flowfitonline.com
TECH. DATA SHEET
MA01

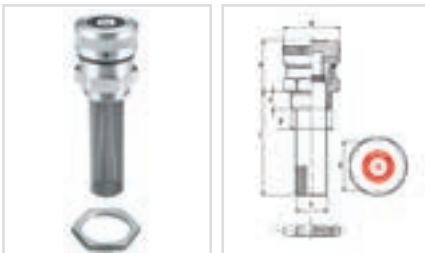


- Composed of duraluminium female plug and UNI C30 burnished steel sleeve which can be welded on large size machine cover or tanks.
- It is provided with breather device, with an extractable 800-microns filter cartridge made of steel.
- On request, supplied with sleeve length 50 mm.

TYPE	CODE	METRIC	d	h	l	c	D	e	NETT. PRICE	
									£ STERLING	€ EUROS
TRBFS/A2M	1SBSF50A	80 x 2	82	118	49	70	95	36	£45.42	€ 51.33

TRTCSF/Z - BREATHER AND FILLING PLUG

www.flowfitonline.com
TECH. DATA SHEET
MA01



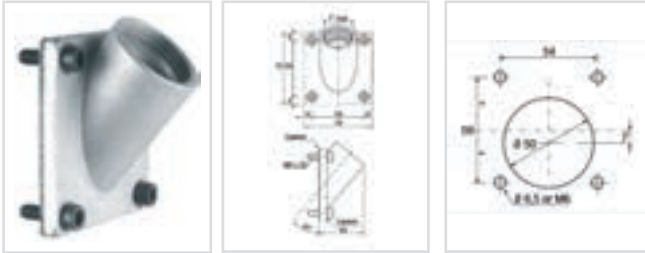
- Threaded plug with extractable filter cartridge in galvanized-steel.
- The built-in filter has a filtration degree of 40 microns.
- Optionally available with anchor nut for unthreaded hole, suitable for applications on Hydraulics units, Machine-tools and Earth-moving machinery.

TYPE	CODE	GAS	d	g	f	h	i	c	e	NETT. PRICE	
										£ STERLING	€ EUROS
TRTCSF/Z5G	1FSFZ502	1"	45	33,3	14	42	82	25	40	£43.75	€ 49.43
TRTCSF/Z8G	1FSFZ802	2"	70	59,4	17	53	113	49	70	£60.76	€ 68.66

PLUGS ON INCLINED FLANGE

FLGV - INCLINED FLANGE FOR SIDE APPLICATIONS

www.flowfitonline.com
TECH. DATA SHEET
MA01




- Made of aluminium, supplied complete with washers and screws for receiving the different types of filling, filling with breather, breather filling and level dipsticks,
- For a rapid and economic application till a maximum thickness of 6 mm, it is advisable to conform to the boring jig indicated below.

TYPE	CODE	NETT. PRICE	
		£ STERLING	€ EUROS
FLGV5G	1YFL0003	£16.02	€ 18.10

TFS - BREATHER PLUGS ON INCLINED FLANGE

www.flowfitonline.com
TECH. DATA SHEET
MA01



- Alternative breather plugs group are available to apply on inclined flange when it is necessary the side oil filling.

TYPE	CODE	NETT. PRICE	
		£ STERLING	€ EUROS
TSF15G	11GTSFOA	£31.44	€ 35.53
TCF15G	11GTCFOA	£26.88	€ 30.38
TCF/F15G	11GF/F0A	£26.97	€ 30.47
TCSF/Z15G	11GSFZ0A	£30.39	€ 34.34
TCF/Z15G	11GCFZ0A	£27.96	€ 31.60

TCI - FILLING PLUGS ON INCLINED FLANGE

www.flowfitonline.com
TECH. DATA SHEET
MA01



- Alternative filling plugs group are available to apply on inclined flange when it is necessary the side oil filling.

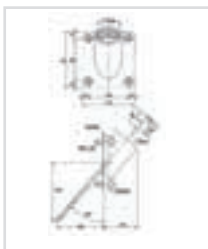
TYPE	CODE	NETT. PRICE	
		£ STERLING	€ EUROS
TCI5G	11GTCOOA	£26.50	€ 29.95
TC/F15G	11GC/F0A	£26.72	€ 30.20
TC/Z15G	11GCZ0OA	£27.49	€ 31.06

.....I - FILLING AND BREATHER PLUGS WITH LEVEL DIPSTICK ON INCLINED FLANGE

www.flowfitonline.com
TECH. DATA SHEET
MA01



TCSI5G



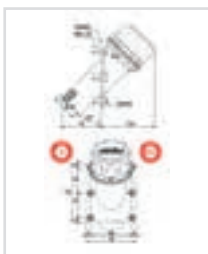
TCLAI5G TCLAZI5G TCLSZI5G ILAFI5G LSF5G FMC/LSI5G

• Alternative group of filling and breather plugs with level dipsticks are available to apply on inclined flange when it is necessary the side level and oil filling.

TYPE	CODE	NETT. PRICE	
		£ STERLING	€ EUROS
TCSI5G	1IGCSLOA	£23.86	€ 26.96
TCLAI5G	11GCLAOA	£25.64	€ 28.97
TCLAZI5G	11GLAZOA	£25.64	€ 28.97
TCLSZI5G	11GLSZOA	£26.05	€ 29.44
ILAFI5G	1IGFAOA	£28.58	€ 32.29
LSFI5G	1IGLSFOA	£33.59	€ 37.96
FMC/LSI5G	1IGFLSOA	£68.65	€ 77.57

TCARI - INCLINED FILLING PLUG

www.flowfitonline.com
TECH. DATA SHEET
MA01



• Similar to the TCAR, it is already supplied mounted on an inclined aluminium flange for application to the wall when the space on the tank cover permits no other solution.
• The air filter contained in the plug is available at 10 microns and 40 microns.

TYPE 10µ	CODE	NETT. PRICE	
		£ STERLING	€ EUROS
TCARI 1080 C150	1 VTIR30A - Trademark	£55.11	€ 62.27

TYPE 40µ	CODE	NETT. PRICE	
		£ STERLING	€ EUROS
TCARI 4080 C150	1 VTIR60A - Trademark	£52.22	€ 59.00



PRESSURE GAUGES

PRODUCT	PAGE
40MM BASE ENTRY PRESSURE GAUGE	571
40MM REAR ENTRY PRESSURE GAUGE	571
50MM REAR ENTRY PRESSURE GAUGE	571
50MM BASE ENTRY PRESSURE GAUGE	572
63MM BASE ENTRY PRESSURE GAUGE	572
63MM REAR ENTRY PRESSURE GAUGE	573
100MM BASE ENTRY PRESSURE GAUGE	574
100MM REAR ENTRY PRESSURE GAUGE	575
GAUGE ISOLATOR VALVES	575



**FROM ONLY
£7.44
+VAT**



**FROM ONLY
£11.02
+VAT**



**FROM ONLY
£9.46
+VAT**



QUALITY PRODUCTS



FREE ADVICE

**FREE UK
NEXT DAY
DELIVERY
ON ALL
WEB
ORDERS**

PNEUMATIC SPECIFICATION 40MM BASE ENTRY PRESSURE GAUGE

www.flowfitonline.com
TECH. DATA SHEET
PG01



Options: Throttle Screw, Customised Dials
Application: For General Purpose, Standard Duty in Non-Corrosive Environments.
Case: Painted Black Steel.
Bezel: Painted Black Steel, Chromed or Snap On Plastic Window.
Window: Glass or Polycarbonate

Wetted Parts: Brass
Ranges: -30"Hg, 1bar Vacuum to 10,000 PSI, 700 bar
Accuracy Class: ASME B40.1-1991 B GRADE
Connections: 1/8" BSPT bottom entry
Temp. Range: Ambient Temperature -25°C to 60°C
Minimum temperature should not be less than or equal to the freezing point of the process fluid

Dual scale psi (outer) in black and bar (inner) in red

ORDER CODE	DESCRIPTION	PRESSURE RANGE		NETT. PRICE	
				£ STERLING	€ EUROS
PGP40B015PSI	BOTTOM ENTRY DRY	0-15PSI	(1 BAR)	£7.44	€ 8.41
PGP40B030PSI	BOTTOM ENTRY DRY	0-30PSI	(2 BAR)	£7.44	€ 8.41
PGP40B060PSI	BOTTOM ENTRY DRY	0-60PSI	(4 BAR)	£7.44	€ 8.41
PGP40B0100PSI	BOTTOM ENTRY DRY	0-100PSI	(7 BAR)	£7.44	€ 8.41
PGP40B0160PSI	BOTTOM ENTRY DRY	0-160PSI	(11 BAR)	£7.44	€ 8.41
PGP40B0200PSI	BOTTOM ENTRY DRY	0-200PSI	(14 BAR)	£7.44	€ 8.41
PGP40B0300PSI	BOTTOM ENTRY DRY	0-300PSI	(21 BAR)	£7.44	€ 8.41

PNEUMATIC SPECIFICATION 40MM REAR ENTRY PRESSURE GAUGE

www.flowfitonline.com
TECH. DATA SHEET
PG02



Options: Throttle Screw, Customised Dials
Application: For General Purpose, Standard Duty in Non-Corrosive Environments.
Case: Painted Black Steel.
Bezel: Painted Black Steel, Chromed or Snap On Plastic Window.
Window: Glass or Polycarbonate
Wetted Parts: Brass

Accuracy Class: ASME B40.1-1991 B GRADE
Ranges: -30"Hg, 1bar Vacuum to 10,000 PSI, 700 bar
Connections: 1/8" BSPT centre back entry
Temp. Range: Ambient Temperature -25°C to 60°C
Minimum temperature should not be less than or equal to the freezing point of the process fluid

Dual scale psi (outer) in black and bar (inner) in red

ORDER CODE	DESCRIPTION	PRESSURE RANGE		NETT. PRICE	
				£ STERLING	€ EUROS
PGP40R015PSI	REAR ENTRY DRY	0-15PSI	(1 BAR)	£7.44	€ 8.41
PGP40R030PSI	REAR ENTRY DRY	0-30PSI	(2 BAR)	£7.44	€ 8.41
PGP40R060PSI	REAR ENTRY DRY	0-60PSI	(4BAR)	£7.44	€ 8.41
PGP40R0100PSI	REAR ENTRY DRY	0-100PSI	(7 BAR)	£7.44	€ 8.41
PGP40R0160PSI	REAR ENTRY DRY	0-160PSI	(11 BAR)	£7.44	€ 8.41
PGP40R0200PSI	REAR ENTRY DRY	0-200PSI	(14 BAR)	£7.44	€ 8.41
PGP40R0300PSI	REAR ENTRY DRY	0-300PSI	(21 BAR)	£7.44	€ 8.41
PGP40R0400PSI	REAR ENTRY DRY	0-400PSI	(28 BAR)	£7.44	€ 8.41

PNEUMATIC SPECIFICATION 50MM REAR ENTRY PRESSURE GAUGE

www.flowfitonline.com
TECH. DATA SHEET
PG03



Options: Throttle Screw, Customised Dials
Application: For General Purpose, Standard Duty in Non-Corrosive Environments.
Case: Painted Black Steel.
Bezel: Painted Black Steel, Chromed or Snap On Plastic Window.
Window: Glass or Polycarbonate

Wetted Parts: Brass
Accuracy Class: ASME B40.1-1991 B GRADE
Ranges: -30"Hg, 1bar Vacuum to 10,000 PSI, 700 bar
Connections: 1/4" BSPT centre back entry
Temp. Range: Ambient Temperature -25°C to 60°C
Minimum temperature should not be less than or equal to the freezing point of the process fluid

Dual scale psi (outer) in black and bar (inner) in red

ORDER CODE	DESCRIPTION	PRESSURE RANGE		NETT. PRICE	
				£ STERLING	€ EUROS
PGP50R015PSI	REAR ENTRY DRY	0-15PSI	(1 BAR)	£7.44	€ 8.41
PGP50R030PSI	REAR ENTRY DRY	0-30PSI	(2 BAR)	£7.44	€ 8.41
PGP50R060PSI	REAR ENTRY DRY	0-60PSI	(4BAR)	£7.44	€ 8.41
PGP50R0100PSI	REAR ENTRY DRY	0-100PSI	(7 BAR)	£7.44	€ 8.41
PGP50R0160PSI	REAR ENTRY DRY	0-160PSI	(11 BAR)	£7.44	€ 8.41
PGP50R0200PSI	REAR ENTRY DRY	0-200PSI	(14 BAR)	£7.44	€ 8.41
PGP50R0300PSI	REAR ENTRY DRY	0-300PSI	(21 BAR)	£7.44	€ 8.41
PGP50R0400PSI	REAR ENTRY DRY	0-400PSI	(28 BAR)	£7.44	€ 8.41

PNEUMATIC SPECIFICATION 50MM BASE ENTRY PRESSURE GAUGE

www.flowfitonline.com
TECH. DATA SHEET
PG04



Options: Throttle Screw, Customised Dials
Application: For General Purpose, Standard Duty in Non-Corrosive Environments.
Case: Painted Black Steel.
Bezel: Painted Black Steel, Chromed or Snap On Plastic Window.
Window: Glass or Polycarbonate

Wetted Parts: Brass
Accuracy Class: ASME B40.1-1991 B GRADE
Ranges: -30"Hg, 1bar Vacuum to 10,000 PSI, 700 bar
Connections: 1/4" BSPT bottom entry
Temp. Range: Ambient Temperature -25°C to 60°C
Minimum temperature should not be less than or equal to the freezing point of the process fluid

Dual scale psi (outer) in black and bar (inner) in red

ORDER CODE	DESCRIPTION	PRESSURE RANGE		NETT. PRICE	
				£ STERLING	€ EUROS
PGP50B015PSI	BOTTOM ENTRY DRY	0-15PSI	(1 BAR)	£7.44	€ 8.41
PGP50B030PSI	BOTTOM ENTRY DRY	0-30PSI	(2 BAR)	£7.44	€ 8.41
PGP50B060PSI	BOTTOM ENTRY DRY	0-60PSI	(4 BAR)	£7.44	€ 8.41
PGP50B0100PSI	BOTTOM ENTRY DRY	0-100PSI	(7 BAR)	£7.44	€ 8.41
PGP50B0160PSI	BOTTOM ENTRY DRY	0-160PSI	(11 BAR)	£7.44	€ 8.41
PGP50B0200PSI	BOTTOM ENTRY DRY	0-200PSI	(14 BAR)	£7.44	€ 8.41
PGP50B0300PSI	BOTTOM ENTRY DRY	0-300PSI	(21 BAR)	£7.44	€ 8.41

HYDRAULIC SPECIFICATION 63MM BASE ENTRY PRESSURE GAUGE

www.flowfitonline.com
TECH. DATA SHEET
PG05



Dual scale psi (outer) in black and bar (inner) in red



Rubber Protective Gauge Covers

Options: Throttle Screw, Customised Dials, SS Wetted Parts
Application: For Extended Life, Harsh, and Vibration Environments.
Case: 304 Stainless Steel
Bezel: 304 Stainless Steel
Window: Polycarbonate
Wetted Parts: Brass / Bronze
Damping Fluid: Glycerine
Ranges: -30"Hg, 1bar Vacuum to 10,000 PSI, 700 bar

Accuracy Class: ASME B40.1-1991 B GRADE
Connections: 1/4" BSP bottom entry with spigot to EN837
Temp. Range: Ambient Temperature -25°C to 60°C
Minimum temperature should not be less than or equal to the freezing point of the process fluid.

ORDER CODE	DESCRIPTION	PRESSURE RANGE		NETT. PRICE	
				£ STERLING	€ EUROS
PG63B-030HG	BASE ENTRY GLY FILLED	-30HG	(-1 BAR)	£8.35	€ 9.44
PG63B015PSI	BASE ENTRY GLY FILLED	0-15PSI	(1 BAR)	£8.35	€ 9.44
PG63B030PSI	BASE ENTRY GLY FILLED	0-30PSI	(2 BAR)	£8.35	€ 9.44
PG63B060PSI	BASE ENTRY GLY FILLED	0-60PSI	(4 BAR)	£8.35	€ 9.44
PG63B0100PSI	BASE ENTRY GLY FILLED	0-100PSI	(7 BAR)	£8.35	€ 9.44
PG63B0160PSI	BASE ENTRY GLY FILLED	0-160PSI	(11 BAR)	£8.35	€ 9.44
PG63B0200PSI	BASE ENTRY GLY FILLED	0-200PSI	(14 BAR)	£8.35	€ 9.44
PG63B0300PSI	BASE ENTRY GLY FILLED	0-300PSI	(21 BAR)	£8.35	€ 9.44
PG63B0400PSI	BASE ENTRY GLY FILLED	0-400PSI	(28 BAR)	£8.35	€ 9.44
PG63B0500PSI	BASE ENTRY GLY FILLED	0-500PSI	(28 BAR)	£8.35	€ 9.44
PG63B0600PSI	BASE ENTRY GLY FILLED	0-600PSI	(41 BAR)	£8.35	€ 9.44
PG63B01000PSI	BASE ENTRY GLY FILLED	0-1000PSI	(70 BAR)	£8.35	€ 9.44
PG63B01500PSI	BASE ENTRY GLY FILLED	0-1500PSI	(100 BAR)	£8.35	€ 9.44
PG63B02000PSI	BASE ENTRY GLY FILLED	0-2000PSI	(138 BAR)	£8.35	€ 9.44
PG63B03000PSI	BASE ENTRY GLY FILLED	0-3000PSI	(207 BAR)	£8.35	€ 9.44
PG63B04000PSI	BASE ENTRY GLY FILLED	0-4000PSI	(275 BAR)	£8.35	€ 9.44
PG63B05000PSI	BASE ENTRY GLY FILLED	0-5000PSI	(344 BAR)	£8.35	€ 9.44
PG63B06000PSI	BASE ENTRY GLY FILLED	0-6000PSI	(414 BAR)	£8.35	€ 9.44
PG63B08500PSI	BASE ENTRY GLY FILLED	0-8500PSI	(586 BAR)	£8.35	€ 9.44
PG63B010000PSI	BASE ENTRY GLY FILLED	0-10000PSI	(690 BAR)	£8.35	€ 9.44
PG63B014500PSI	BASE ENTRY GLY FILLED	0-14500PSI	(1000 BAR)	£48.08	€ 54.33
PG63B-30HG060PSI	BASE ENTRY GLY FILLED	-30HG +60 PSI	(-1/+4 BAR)	£8.35	€ 9.44

OPTIONAL EXTRAS FOR 63MM & 100MM GAUGES

ORDER CODE	DESCRIPTION	NETT. PRICE	
		£ STERLING	€ EUROS
CALI63100	CALIBRATION C/W CERTIFICATE	£46.01	€ 52.00
PG63COVER	RUBBER PROTECTIVE COVER	£8.76	€ 9.89

HYDRAULIC SPECIFICATION 63MM REAR ENTRY PRESSURE GAUGE

www.flowfitonline.com
TECH. DATA SHEET
PG06



Dual scale psi (outer) in black and bar (inner) in red



Rubber Protective Gauge Covers

Options: Throttle Screw, Customised Dials, SS Wetted Parts
Application: For Extended Life, arsh, and Vibration Environments.
Case: 304 Stainless Steel
Bezel: 304 Stainless Steel
Window: Polycarbonate
Wetted Parts: Brass / Bronze
Damping Fluid: Glycerine
Accuracy Class: ASME B40.1-1991 B GRADE

Ranges: -30"Hg, 1bar Vacuum to 10,000 PSI, 700 bar
Connections: 1/4" BSP centre back entry with spigot to EN837
Temp. Range: Ambient Temperature -25°C to 60°C
Minimum temperature should not be less than or equal to the freezing point of the process fluid.

ORDER CODE	DESCRIPTION	PRESSURE RANGE		NETT. PRICE	
				£ STERLING	€ EUROS
PG63R-30HG	REAR ENTRY GLY FILLED	-30HG	(-1 BAR)	£13.01	€ 14.70
PG63R015PSI	REAR ENTRY GLY FILLED	0-15PSI	(1 BAR)	£13.01	€ 14.70
PG63R030PSI	REAR ENTRY GLY FILLED	0-30PSI	(2 BAR)	£13.01	€ 14.70
PG63R060PSI	REAR ENTRY GLY FILLED	0-60PSI	(4 BAR)	£13.01	€ 14.70
PG63R0100PSI	REAR ENTRY GLY FILLED	0-100PSI	(7 BAR)	£13.01	€ 14.70
PG63R0160PSI	REAR ENTRY GLY FILLED	0-160PSI	(11 BAR)	£13.01	€ 14.70
PG63R0200PSI	REAR ENTRY GLY FILLED	0-200PSI	(14 BAR)	£13.01	€ 14.70
PG63R0300PSI	REAR ENTRY GLY FILLED	0-300PSI	(21 BAR)	£13.01	€ 14.70
PG63R0400PSI	REAR ENTRY GLY FILLED	0-400PSI	(28 BAR)	£13.01	€ 14.70
PG63R0500PSI	REAR ENTRY GLY FILLED	0-500PSI	(34 BAR)	£13.01	€ 14.70
PG63R0600PSI	REAR ENTRY GLY FILLED	0-600PSI	(41 BAR)	£13.01	€ 14.70
PG63R01000PSI	REAR ENTRY GLY FILLED	0-1000PSI	(70 BAR)	£13.01	€ 14.70
PG63R01500PSI	REAR ENTRY GLY FILLED	0-1500PSI	(100 BAR)	£13.01	€ 14.70
PG63R02000PSI	REAR ENTRY GLY FILLED	0-2000PSI	(138 BAR)	£13.01	€ 14.70
PG63R03000PSI	REAR ENTRY GLY FILLED	0-3000PSI	(207 BAR)	£13.01	€ 14.70
PG63R04000PSI	REAR ENTRY GLY FILLED	0-4000PSI	(275 BAR)	£13.01	€ 14.70
PG63R05000PSI	REAR ENTRY GLY FILLED	0-5000PSI	(334 BAR)	£13.01	€ 14.70
PG63R06000PSI	REAR ENTRY GLY FILLED	0-6000PSI	(414 BAR)	£13.01	€ 14.70
PG63R08500PSI	REAR ENTRY GLY FILLED	0-8500PSI	(586 BAR)	£13.01	€ 14.70
PG63R010000PSI	REAR ENTRY GLY FILLED	0-10000PSI	(690 BAR)	£13.01	€ 14.70
PG63R014500PSI	REAR ENTRY GLY FILLED	0-14500PSI	(1000 BAR)	£48.08	€ 54.33
PG63R-30HG060PSI	REAR ENTRY GLY FILLED	30HG +60 PSI	(-1/+4 BAR)	£13.01	€ 14.70

OPTIONAL EXTRAS FOR 63MM & 100MM GAUGES

ORDER CODE	DESCRIPTION	NETT. PRICE	
		£ STERLING	€ EUROS
PG63F	3 POSITION FACE FIXING	£5.32	€ 6.01
PG63RCLAMPS	REAR CLAMPS TO SU IT 63MM REAR ENTRY	£4.26	€ 4.82
PG63COVER	RUBBER PROTECTIVE COVER	£9.46	€ 10.68
CAL163100	CALIBRATION C/W CERTIFICATE	£46.01	€ 52.00



HYDRAULIC SPECIFICATION 100MM BASE ENTRY PRESSURE GAUGE

www.flowfitonline.com
TECH. DATA SHEET
PG07



Dual scale psi (outer) in black and bar (inner) in red



Rubber Protective Covers

Options: Throttle Screw, Customised Dials, SS Wetted Parts

Application: For Extended Life, Harsh, and Vibration Environments.

Case: 304 Stainless Steel

Bezel: 304 Stainless Steel

Window: Polycarbonate

Wetted Parts: Brass / Bronze

Damping Fluid: Glycerine

Ranges: -30"Hg, 1bar Vacuum to 10,000 PSI, 700 bar

Accuracy Class: ASME B40.1-1991 A GRADE

Connections: 1/2" BSP bottom entry with spigot to EN837

Temp. Range: Ambient Temperature -25°C to 60°C

Minimum temperature should not be less than or equal to the freezing point of the process fluid.

ORDER CODE	DESCRIPTION	PRESSURE RANGE		NETT. PRICE	
				£ STERLING	€ EUROS
PG100B-30HG	BASE ENTRY GLY FILLED	-30HG	(-1 BAR)	£57.01	€ 64.42
PG100B015PSI	BASE ENTRY GLY FILLED	0-15PSI	(1 BAR)	£57.01	€ 64.42
PG100B030PSI	BASE ENTRY GLY FILLED	0-30PSI	(2 BAR)	£57.01	€ 64.42
PG100B060PSI	BASE ENTRY GLY FILLED	0-60PSI	(4 BAR)	£57.01	€ 64.42
PG100B0100PSI	BASE ENTRY GLY FILLED	0-100PSI	(7 BAR)	£57.01	€ 64.42
PG100B0160PSI	BASE ENTRY GLY FILLED	0-160PSI	(11 BAR)	£57.01	€ 64.42
PG100B0200PSI	BASE ENTRY GLY FILLED	0-200PSI	(14 BAR)	£57.01	€ 64.42
PG100B0300PSI	BASE ENTRY GLY FILLED	0-300PSI	(21 BAR)	£57.01	€ 64.42
PG100B0400PSI	BASE ENTRY GLY FILLED	0-400PSI	(28 BAR)	£57.01	€ 64.42
PG100B0500PSI	BASE ENTRY GLY FILLED	0-500PSI	(34 BAR)	£57.01	€ 64.42
PG100B0600PSI	BASE ENTRY GLY FILLED	0-600PSI	(41 BAR)	£57.01	€ 64.42
PG100B01000PSI	BASE ENTRY GLY FILLED	0-1000PSI	(70 BAR)	£57.01	€ 64.42
PG100B01500PSI	BASE ENTRY GLY FILLED	0-1500PSI	(103 BAR)	£57.01	€ 64.42
PG100B02000PSI	BASE ENTRY GLY FILLED	0-2000PSI	(138 BAR)	£57.01	€ 64.42
PG100B03000PSI	BASE ENTRY GLY FILLED	0-3000PSI	(207 BAR)	£57.01	€ 64.42
PG100B04000PSI	BASE ENTRY GLY FILLED	0-4000PSI	(275 BAR)	£57.01	€ 64.42
PG100B05000PSI	BASE ENTRY GLY FILLED	0-5000PSI	(344 BAR)	£57.01	€ 64.42
PG100B06000PSI	BASE ENTRY GLY FILLED	0-6000PSI	(414 BAR)	£57.01	€ 64.42
PG100B08500PSI	BASE ENTRY GLY FILLED	0-8500PSI	(586 BAR)	£57.01	€ 64.42
PG100B010000PSI	BASE ENTRY GLY FILLED	0-10000PSI	(690 BAR)	£57.01	€ 64.42
PG100B014500PSI	BASE ENTRY GLY FILLED	0-14500PSI	(1000 BAR)	£141.94	€ 160.40
PG100B-3060PSI	BASE ENTRY GLY FILLED	-30HG +60PSI	(-1/+4 BAR)	£57.01	€ 64.42

OPTIONAL EXTRAS FOR 63MM & 100MM GAUGES

ORDER CODE	DESCRIPTION	NETT. PRICE	
		£ STERLING	€ EUROS
CALI63100	CALIBRATION C/W CERTIFICATE	£46.01	€ 52.00
PG100COVER	RUBBER PROTECTIVE COVER	£24.85	€ 28.08



HYDRAULIC SPECIFICATION 100MM REAR ENTRY PRESSURE GAUGE

www.flowfitonline.com
TECH. DATA SHEET
PG08



Dual scale psi (outer) in black and bar (inner) in red



Rubber Protective Covers

Options: Throttle Screw, Customised Dials, SS Wetted Parts
Application: For Extended Life, Harsh, and Vibration Environments.
Case: 304 Stainless Steel
Bezel: 304 Stainless Steel
Window: Polycarbonate
Wetted Parts: Brass / Bronze
Damping Fluid: Glycerine
Accuracy Class: ASME B40.1-1991 A GRADE

Ranges: -30"Hg, 1bar Vacuum to 10,000 PSI, 700 bar
Connections: 1/2"BSP back entry with spigot to EN837
Temp. Range: Ambient Temperature -25°C to 60°C
Minimum temperature should not be less than or equal to the freezing point of the process fluid.

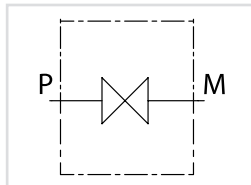
ORDER CODE	DESCRIPTION	PRESSURE RANGE		NETT. PRICE	
				£ STERLING	€ EUROS
PG100R-30HG	REAR ENTRY GLY FILLED	-30HG	(-1 BAR)	£62.46	€ 70.57
PG100R015PSI	REAR ENTRY GLY FILLED	0-15PSI	(1 BAR)	£62.46	€ 70.57
PG100R030PSI	REAR ENTRY GLY FILLED	0-30PSI	(2 BAR)	£62.46	€ 70.57
PG100R060PSI	REAR ENTRY GLY FILLED	0-60PSI	(4 BAR)	£62.46	€ 70.57
PG100R0100PSI	REAR ENTRY GLY FILLED	0-100PSI	(7 BAR)	£62.46	€ 70.57
PG100R0160PSI	REAR ENTRY GLY FILLED	0-160PSI	(11 BAR)	£62.46	€ 70.57
PG100R0200PSI	REAR ENTRY GLY FILLED	0-200PSI	(14 BAR)	£62.46	€ 70.57
PG100R0300PSI	REAR ENTRY GLY FILLED	0-300PSI	(21 BAR)	£62.46	€ 70.57
PG100R0400PSI	REAR ENTRY GLY FILLED	0-400PSI	(28 BAR)	£62.46	€ 70.57
PG100R0500PSI	REAR ENTRY GLY FILLED	0-500PSI	(34 BAR)	£62.46	€ 70.57
PG100R0600PSI	REAR ENTRY GLY FILLED	0-600PSI	(41 BAR)	£62.46	€ 70.57
PG100R01000PSI	REAR ENTRY GLY FILLED	0-1000PSI	(70 BAR)	£62.46	€ 70.57
PG100R01500PSI	REAR ENTRY GLY FILLED	0-1500PSI	(103 BAR)	£62.46	€ 70.57
PG100R02000PSI	REAR ENTRY GLY FILLED	0-2000PSI	(138 BAR)	£62.46	€ 70.57
PG100R03000PSI	REAR ENTRY GLY FILLED	0-3000PSI	(207 BAR)	£62.46	€ 70.57
PG100R04000PSI	REAR ENTRY GLY FILLED	0-4000PSI	(275 BAR)	£62.46	€ 70.57
PG100R05000PSI	REAR ENTRY GLY FILLED	0-5000PSI	(344 BAR)	£62.46	€ 70.57
PG100R06000PSI	REAR ENTRY GLY FILLED	0-6000PSI	(414 BAR)	£62.46	€ 70.57
PG100R08500PSI	REAR ENTRY GLY FILLED	0-8500PSI	(586 BAR)	£62.46	€ 70.57
PG100R010000PSI	REAR ENTRY GLY FILLED	0-10000PSI	(690 BAR)	£62.46	€ 70.57
PG100R014500PSI	REAR ENTRY GLY FILLED	0-14500PSI	(1000 BAR)	£189.24	€ 213.84

OPTIONAL EXTRAS FOR 63MM & 100MM GAUGES

ORDER CODE	DESCRIPTION	NETT. PRICE	
		£ STERLING	€ EUROS
PG100F	3 POSITION FACE FIXING	£5.32	€ 6.01
PG100RCLAMPS	REAR CLAMPS TO SUIT 100MM REAR ENTRY	£4.26	€ 4.82
PG100COVER	RUBBER PROTECTIVE COVER	£24.85	€ 28.08
CAL163100	CALIBRATION C/W CERTIFICATE	£46.01	€ 52.00

GAUGE ISOLATOR VALVES

GAUGE ISOLATOR IN LINE



USE AND OPERATION:

These valves are used to open or close the oil flow to the gauge in an hydraulic system.

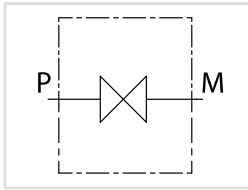
Body: nickel steel. Seals: NBR

Applications Screw the gauge isolator to the hydraulic system to the male port P and fix the gauge to female port M. In order to open or close the flow turn the knob.

www.flowfitonline.com
TECH. DATA SHEET
PG09

CODE	TYPE	BSP PORTS	WORKING PRESSURE BAR	NETT. PRICE	
				£ STERLING	€ EUROS
EM001L	EML 1/4" BSP MF	1/4"	400	£11.02	€ 12.46

GAUGE ISOLATOR 90°



USE AND OPERATION:

These valves are used to open or close the oil flow to the gauge in an hydraulic system.

Body: nickel steel. Seals: NBR

Applications Screw the gauge isolator to the hydraulic system to the male port P and fix the gauge to female port M. In order to open or close the flow turn the knob.

www.flowfitonline.com
TECH. DATA SHEET
PG010

CODE	TYPE	BSP PORTS	WORKING PRESSURE BAR	NETT. PRICE	
				£ STERLING	€ EUROS
EM001N	EM90° 1/4" BSP MF	1/4"	400	£11.02	€ 12.46

FT292 PUSH-BUTTON GAUGE ISOLATOR VALVES



The new FT 292 push-button isolator valves are used to protect pressure-gauges, since they have the double function of dampening the pressure surge during opening and of isolating the pressure-gauge entirely.

A reading is obtained by depressing the button.

Releasing the button shuts off the flow to the gauge with residual pressure being automatically drained.

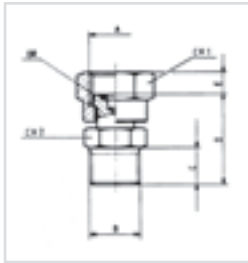
The button can be locked to give a continuous reading. The maximum release pressure is 50 Kg/sq cm. Panel mounting facility.

Panel mounting fixtures are supplied only if expressly requested, indicate whether KM or hexagonal. Complete with connector FT 299, they allow for full location orientation for ease of reading. They may be used for working pressures up to 400 bar.

www.flowfitonline.com
TECH. DATA SHEET
PG011

ORDER CODE	PORTS SIZE	MAX WORKING PRESSURE (BAR)	NETT. PRICE	
			£ STERLING	€ EUROS
FT292	1/4"	400	£45.52	€ 51.43

FT299 PRESSURE GAUGE SWIVEL ADAPTORS - 400 BAR RATED



Adaptors FT 299 allow the connection of a pressure gauge direct to the system. They provide for correct dial orientation. The adaptor has a built in 'O-ring' seal for use with pressure gauges with sealing nipple to DIN 16288.

The oil flow is restricted to the gauge dampen any pressure shock surges.

A gasket, supplied as current product and inserted in the rotating nut, impedes any blow-by between fitting and pressure gauge.

www.flowfitonline.com
TECH. DATA SHEET
PG012



ORDER CODE	PORT A	PORT B	MAX WORKING PRESSURE (BAR)	NETT. PRICE	
				£ STERLING	€ EUROS
FT299-88	1/8"	1/8"	400	£9.46	€ 10.68
FT299-44	1/4"	1/4"	400	£7.17	€ 8.10
FT299-42	1/4"	1/2"	400	£8.28	€ 9.35
FT299-24	1/2"	1/4"	400	£12.53	€ 14.16
FT299-22	1/2"	1/2"	400	£18.13	€ 20.48

1 WAY SPECIAL BLOCK FOR NO-STOP PLOUGH AND SUB-SOILERS TILLERS 81	BSP MALE 60° CONE X BSP FIXED FEMALE BUSH 478	CETOP 3 NG6 STEEL COVER PLATE 96
11 LITRE PLASTIC TANK 147	BSP MALE CONE SEAT X BSP SWIVEL FEMALE 90° COMPACT ELBOW 491	CETOP 3 NG6 STEEL PARALLEL CIRCUIT MANIFOLDS 93-94
12V DC DOUBLE ACTING HYDRAULIC POWER PACKS 136-138	BSP MALE FOR BONDED SEAL X BSP SWIVEL FEMALE 90° COMPACT ELBOW 491	CETOP 3 NG6 STEEL SUBPLATES 96
12V DC SINGLE ACTING HYDRAULIC POWER PACKS 134	BSP MALE FORGED TEE 480	CETOP 3 SEQUENCE VALVES 93
13 LITRE PLASTIC TANK 147	BSP MALE TEE CONE SEATING 480	CETOP 3 SOLENOID VALVE HYDRAULIC POWER PACKS 136-138, 142-144
140 BAR VARIABLE DISPLACEMENT SINGLE VANE PUMPS 250	BSP MALE TEE FOR BONDED SEAL 484-485	CETOP 3 VALVES 88-93
2 BUTTON DOUBLE ACTING 3 WIRE PENDANT 148	BSP MALE X BSP FIXED FEMALE EXTENDED 477	CETOP 5 COUNTER BALANCE VALVES 101
2 BUTTON DOUBLE ACTING 4 WIRE PENDANT 148	BSP MALE X BSP MALE 458-459	CETOP 5 HAND OPERATED DIRECTIONAL CONTROL VALVES 98
2 BUTTON SINGLE ACTING 3 WIRE PENDANT 147	BSP MALE X BSP MALE 45° POSITIONAL FORGED ELBOW 487	CETOP 5 NG10 MODULAR CHECK VALVES 100
2 WAY BALL VALVES 72	BSP MALE X BSP MALE 90° POSITIONAL FORGED ELBOW 486	CETOP 5 NG10 MODULAR FLOW CONTROL VALVE WITH CHECK 101
2 WAY CARTRIDGE ELECTRIC VALVES 116	BSP MALE X BSP MALE BULKHEAD WITH LOCKNUT 460	CETOP 5 NG10 MODULAR PILOT OPERATED CHECK VALVES 100
2 WAY FLOW DIVIDERS 68	BSP MALE X BSP MALE EXTENDED BULKHEAD WITH LOCKNUT 460	CETOP 5 NG10 MODULAR REDUCING VALVES 99
210 - 250 BAR VARIABLE DISPLACEMENT PISTON PUMPS 251	BSP MALE X BSP MALE X BSP SWIVEL FEMALE BRANCH TEE 483	CETOP 5 NG10 MODULAR RELIEF VALVES 99
210 - 286 BAR VARIABLE DISPLACEMENT PISTON PUMPS 251	BSP MALE X BSP SWIVEL FEMALE 45° FORGED COMPACT ELBOW 490	CETOP 5 NG10 SOLENOID DIRECTIONAL CONTROL VALVES 97-98
24V DC DOUBLE ACTING HYDRAULIC POWER PACKS 142-144	BSP MALE X BSP SWIVEL FEMALE 90° FORGED COMPACT ELBOW 488	CETOP 5 NG10 STEEL COVER PLATE 105
24V DC SINGLE ACTING HYDRAULIC POWER PACKS 140	BSP MALE X BSP SWIVEL FEMALE 90° SWEPT ELBOW 496	CETOP 5 NG10 STEEL PARALLEL CIRCUIT MANIFOLDS 102, 104
3 PORT FLOW CONTROL VALVE FLANGEABLE ON DANFOSS MOTORS 232	BSP MALE X BSP SWIVEL FEMALE X BSP MALE BRANCH TEE 485	CETOP 5 NG10 STEEL SUBPLATE 104
3 PORT FLOW CONTROL VALVES 67-68	BSP MALE X BSP SWIVEL FEMALE X BSP MALE BRANCH TEE REDUCING ON BRANCH 283	CETOP 5 SEQUENCE VALVES 101
3 WAY BALL VALVES 73	BSP MALE X BSPT MALE 461-462	CETOP 5 VALVES 97-101
3 WAY DIVERTER VALVES 74	BSP MALE X JIC MALE 462-463	CETOP 7 CHECK VALVES 107
350 BAR VARIABLE DISPLACEMENT PISTON PUMPS 251	BSP MALE X JIC SWIVEL FEMALE 473-474	CETOP 7 COUNTER BALANCE VALVE 108
4 BUTTON DOUBLE ACTING 6 WIRE PENDANT 149	BSP MBSPP 503	CETOP 7 FLOW CONTROL C/W CHECK VALVE 108
4 WAY DIVERTER VALVES 74	BSP MBSPPBKHD 503	CETOP 7 NG16 SOLENOID PILOT OPERATED CONTROL VALVES 105
4.5 LITRE PLASTIC TANK 147	BSP MBSPT 500	CETOP 7 PILOT OPERATED CHECK VALVES 107
6 WAY DIVERTER VALVES 75	BSP SWIVEL FEMALE TEE 485	CETOP 7 PRESSURE REDUCING VALVES 107
6 WAY DIVERTER VALVES, STEEL BODY 76	BSP SWIVEL FEMALE X BSP SWIVEL FEMALE 476-477	CETOP 7 RELIEF VALVES 106
6 WAY SOLENOID DIVERTER VALVES 28	BSP SWIVEL FEMALE X BSP SWIVEL FEMALE 90° COMPACT ELBOW 493	CETOP 7 SUBPLATE 106
70 BAR VARIABLE DISPLACEMENT SINGLE VANE PUMPS 250	BSP SWIVEL FEMALE X BSP SWIVEL FEMALE 90° FORGED COMPACT ELBOW 490	CETOP 7 VALVES 105-108
8 LITRE PLASTIC TANK 147	BSP SWIVEL FEMALE X PUSH-IN 90° SWEPT 496	CETOP 8 CHECK VALVES 111
90 DEGREE ROTATING COUPLINGS 78	BSP SWIVEL FEMALE X PUSH-IN STRAIGHT 497	CETOP 8 COUNTER BALANCE VALVES 112
AIR BREATHER FILTERS 433	BUSH 316	CETOP 8 NG25 SOLENOID PILOT OPERATED DIRECTIONAL CONTROL VALVES 109
ALUMINIUM HYDRAULIC PTO GEARBOXES AND PUMP ASSEMBLIES 340	CARTRIDGE SCREWED-IN HEATERS 394	CETOP 8 PRESSURE REDUCING VALVES 110
ALUMINIUM L TYPE MANIFOLDS 124-125	CARTRIDGE SCREWED-IN HEATERS WITH TEMPERATURE ADJUSTMENT 395	CETOP 8 RELIEF VALVES 110
ALUMINIUM MANIFOLDS 120-121	CAST IRON PTO GEARBOXES WITH FLOWFIT GROUP 3 PUMPS 342	CETOP 8 SUBPLATE 109
ALUMINIUM OIL TANKS 381-385	CAST IRON PTO GEARBOXES WITH GALTECH GROUP 3 PUMPS 343	CETOP 8 VALVES 109
ALUMINIUM SPEED REDUCTION GEARBOXES 349-350	CAST IRON SPEED REDUCTION GEARBOXES 351	CETOP VALVES 87-90
ALUMINIUM T TYPE MANIFOLDS 128-129	CETOP 10 NG32 SOLENOID PILOT OPERATED DIRECTIONAL CONTROL VALVES 112	CHECK VALVES 59-60, 64
ALUMINIUM OIL TANKS FOR HANDPUMPS 275	CETOP 10 SUBPLATE 113	CLEAN OIL TRANSFER SYSTEMS 448
BALL VALVES 72-73	CETOP 3 HAND OPERATED DIRECTIONAL CONTROL VALVES 89	CLOGGING INDICATORS 417-426
BARREL FLOW CONTROL VALVES 63	CETOP 3 NG6 1 STATION MANIFOLD 147	COIL FOR LET DOWN VALVE 146
BASE ENTRY PRESSURE GAUGE 571-575	CETOP 3 NG6 MODULAR CHECK VALVE 91	COMPLETE SEAL KIT 318
BELL HOUSING 257-261	CETOP 3 NG6 MODULAR COUNTER BALANCE VALVE 92	CRIMPING MACHINES OVERVIEW 524
BELL HOUSING AND DRIVE COUPLINGS FOR ELECTRIC MOTORS, PETROL AND DIESEL ENGINES 257	CETOP 3 NG6 MODULAR FLOW CONTROL CHECK VALVE WITH CHECK 92	CYLINDERS 292
BIDIRECTIONAL CHECK VALVES 60	CETOP 3 NG6 MODULAR PILOT OPERATED CHECK VALVE 91	DC PUMPS VISCOMAT 446
BOLT ON VALVES TO SUIT HYDRAULIC MOTORS 231-232	CETOP 3 NG6 MODULAR REDUCING VALVE 90	DIESEL ENGINE DRIVEN HYDRAULIC GEAR PUMP SETS 199
BONDED SEALS 498	CETOP 3 NG6 MODULAR RELIEF VALVE 90	DIESEL ENGINE DRIVEN HYDRAULIC HI-LOW PUMP SETS 203
BRAKE UNCLAMPING VALVE 57-58	CETOP 3 NG6 SOLENOID DIRECTIONAL CONTROL VALVES 88-89	DIESEL ENGINE DRIVEN HYDRAULIC POWER UNITS 154
BREATHER PLUGS 538-544		DIESELS ENGINES 192-193
BREATHER PLUGS ON INCLINED FLANGE 568		DIFFERENTIAL TYPE RELIEF VALVES 50
BSP FBFFX 504		DIN 24° 516
BSP FBSPORX 501		DIN 24° FDHORX 515
BSP FBSPORX45 501		DIN 24° FDHORX45 515
BSP FBSPORX90 502		DIN 24° FDHORX90 516
BSP FBSPORX90BL 502		DIN 24° FDLORX 512
BSP FIXED FEMALE X BSP FIXED FEMALE 479		DIN 24° FDLORX45 513
		DIN 24° FDLORX90 513
		DIN 24° MDL 514
		DIRECT ACTING REDUCING VALVE WITH CHECK VALVE 58
		DIRECTIONAL CONTROL VALVES 14
		DISPLACEMENT PISTON PUMPS 251
		DISPLACEMENT SINGLE VANE PUMPS 250

DIVERTER VALVE HANDLEVER MICROSWITCH KIT .. 86	FILLING PLUG WITH BREATHER	566	HONDA ENGINE DRIVEN HYDRAULIC GEAR PUMP SETS	198
DIVERTER VALVES	FILLING PLUG WITH DIPSTICK	554-556	HONDA ENGINE DRIVEN HYDRAULIC HI-LOW PUMP SETS	201-204
DOUBLE ACTING HANDPUMP	FILLING PLUGS	562	HONDA ENGINES	191
DOUBLE ACTING HANDPUMP AND CYLINDER KITS	FILTRATION UNITS	445	HOSE BURST VALVES	60, 61, 62
DOUBLE ACTING HANDPUMP ASSEMBLIES ..	FILTREC ACCESSORIES.....	416-443	HOSE BURST VALVES CARTRIDGE	60, 61
DOUBLE ACTING HANDPUMP WITH TANK, DOUBLE ACTING VALVE AND HAND LEVER	FILTREC HIGH PRESSURE FILTERS	413-415	HYDRAULIC 11 GPM TWO STAGE HI-LOW GEAR PUMP C/W BELL HOUSING ENGINE KIT ..	255-256
DOUBLE ACTING HYDRAULIC POWER PACKS	FILTREC LOW PRESSURE INLINE FILTER	406	HYDRAULIC 12V ELECTROMAGNETIC CLUTCH AND FLOWFIT PUMP ASSEMBLY	367
DOUBLE ACTING PLOUGH OVERTURNING VALVES ..	FILTREC MEDIUM PRESSURE FILTERS	410-412	HYDRAULIC 12V ELECTROMAGNETIC CLUTCH AND GALTECH PUMP ASSEMBLY	368
DOUBLE ACTING POWER UNITS.....	FILTREC RETURN LINE FILTERS	399	HYDRAULIC 12V TWO STAGE HI-LOW GEAR PUMP C/W BELL HOUSING ENGINE KIT ..	256
DOUBLE OVERCENTRE VALVES	FILTREC SUCTION FILTERS	409	HYDRAULIC 24V ELECTROMAGNETIC CLUTCH AND FLOWFIT PUMP ASSEMBLY	368
DOUBLE OVERCENTRE VALVES FLANGEABLE ..	FILTREC SUCTION LINE FILTERS	407	HYDRAULIC 24V ELECTROMAGNETIC CLUTCH AND GALTECH PUMP ASSEMBLY	369
DOUBLE PILOT OPERATED CHECK VALVES	FILTREC SUCTION STRAINERS	408	HYDRAULIC 8 GPM TWO STAGE HI-LOW GEAR PUMP C/W BELL HOUSING ENGINE KIT ..	255
DOUBLE RELIEF VALVES	FILTREC TANK TOP RETURN LINE FILTERS ..	400-405	HYDRAULIC ADAPTORS	457
DOUBLE STROKE HANDPUMP FOR A DOUBLE ACTING CYLINDER.....	FILTREC TECHNICAL FILTRATION	398-415	HYDRAULIC CARTRIDGE VALVES	35
DOUBLE STROKE MOUNTED HANDPUMP FOR SINGLE ACTING CYLINDER	FIXED SETTING THROTTLE CHECK VALVES ..	64	HYDRAULIC CONTROL VALVES	13
DRAIN FILLING PLUGS.....	FLANGES FOR ELECTROMAGNETIC CLUTCHES.....	355-365	HYDRAULIC CYLINDERS	292
DRILLED BOTTOM	FLANGES TO SUIT SERIES 30500 MECHANICAL CLUTCH	329	HYDRAULIC ELECTRIC MOTOR PUMP SET 3.7KW 240V SINGLE PHASE WITH 8GPM HI-LO PUMP	268
DRIVE COUPLINGS	FLOW CONTROL VALVES	66-68	HYDRAULIC GEAR PUMP MODEL GP-CBN	253
DRUM AND TANK TRANSFER UNITS.....	FLOW DIVIDERS	247	HYDRAULIC HANDPUMPS	269-274
DUAL CROSS RELIEF VALVE FLANGEABLE ON DANFOSS MOTORS	FLOW DIVIDERS	68-69	HYDRAULIC HOSE FITTINGS	518-521, 526-536
DUAL CROSS RELIEF VALVE FLANGEABLE ON SAMHYDRAULIK MOTORS.....	FLOW REGULATOR VALVES.....	63-65	HYDRAULIC HOSE, FITTINGS AND MACHINERY ..	499
DUAL CROSS RELIEF VALVES	FLOWFIT CETOP VALVES	87-90	HYDRAULIC HOSE-REEL VALVE	26-27
ELB BRAKES	FLOWFIT HYDRAULIC MOTORS	206-218	HYDRAULIC MANIFOLDS	119-131
ELBOW ADAPTORS	FLUID LEVEL TEMPERATURE GAUGES.....	427	HYDRAULIC MOTOR PUMP SETS 240V AND 415V.....	268
ELBOW CONNECTORS FOR PUMPS AND MOTORS.....	FLUID TRANSFER	444-449	HYDRAULIC MOTORS	206-218, 222-229
ELECTRIC CRIMPER MACHINES.....	FOLDING HYDRAULIC CRUTCH	308-309	HYDRAULIC MOTORS BOLT ON VALVE	231-232
ELECTRIC FLOATING LEVEL GAUGES	GALVANIZED STEEL L TYPE MANIFOLDS.....	125-126	HYDRAULIC PTO GEARBOXES AND PUMP ASSEMBLIES	339
ELECTRIC LEVEL INDICATORS	GALVANIZED STEEL MANIFOLDS	121-122	HYDRAULIC QUICK RELEASE COUPLINGS	450-456
ELECTRIC MOTOR BELL HOUSINGS.....	GALVANIZED STEEL T TYPE MANIFOLDS.....	129-130	HYDRAULIC TANKS COMPLETE WITH ACCESSORIES	386-389
ELECTRIC MOTOR DRIVE COUPLINGS.....	GAUGE ISOLATOR 90°	576	HYDRAULIC TOP LINK	305
ELECTRIC MOTOR PUMP SET	GAUGE ISOLATOR IN LINE	575	HYDRAULIC TOP LINK-AUTOMATIC HITCH.....	306-307
ELECTRIC MOTORS.....	GAUGE ISOLATOR VALVES	79	HYDRAULIC TWO STAGE HI-LOW GEAR PUMPS ...	252
ELECTRO-HYDRAULIC PROPORTIONAL PILOT RELIEF VALVES	GAUGE ISOLATOR VALVES	575	IN LINE MOUNTING RELIEF VALVES.....	51
ELECTRO-HYDRAULIC PROPORTIONAL RELIEF & FLOW CONTROL VALVES	GAUGE ISOLATOR VALVES 90°	79	INCLINED FILLING PLUG	569
ELECTRO-HYDRAULIC PROPORTIONAL RELIEF VALVES	GAUGE ISOLATOR VALVES IN LINE	79	INCLINED FLANGE FOR SIDE APPLICATIONS	568
ELECTRO-HYDRAULIC PROPORTIONAL VALVES	GEAR MOTOR ELBOW CONNECTORS.....	245	INLINE ROTATING COUPLINGS	78
ELECTROMAGNETIC CLUTCH AND PUMP ASSEMBLIES	GEAR MOTORS	236-237	INLINE SINGLE ACTING HANDPUMP	272-273
ELECTROMAGNETIC CLUTCHES	GEAR PUMP ELBOW CONNECTORS	245	INSPECTION PORTHOLE	552-553
END STROKE VALVES	GEAR PUMP GROUP 1	239	INTEGRATED CHECK VALVES	59
ENGINE DRIVEN HYDRAULIC GEAR PUMP SETS	GEAR PUMP GROUP 2	241	JC00-01 DOUBLE ACTING HOUSING	146
EPM SERIES HYDRAULIC MOTORS	GEAR PUMP GROUP 3	243	JIC 37° FJX	504
EPMM SERIES HYDRAULIC MOTORS	GEAR PUMPS	239-245	JIC 37° FJX45S	505
EPMS SERIES HYDRAULIC MOTORS	GROUP 1 BEARING SUPPORT	345	JIC 37° FJX90L	506
EPMT SERIES HYDRAULIC MOTORS	GROUP 1- PUMP ASSEMBLIES	331	JIC 37° FJX90M	506
EPMV SERIES HYDRAULIC MOTORS	GROUP 2 BEARING SUPPORT	345	JIC 37° FJX90S	505
EPRM SERIES HYDRAULIC MOTORS	GROUP 2 BEARING SUPPORT REINFORCED ..	346	JIC 37° MJ	507
ET-ELECTRIC DC MOTOR PUMP SET	GROUP 2 GEAR MOTORS.....	236	JIC MALE X BSP SWIVEL FEMALE	475
FERRULES	GROUP 2- PUMP ASSEMBLIES	332	JIC MALE X JIC MALE	469-470
FFPM SERIES HYDRAULIC MOTORS	GROUP 3 BEARING SUPPORT	347	JIC MALE X JIC MALE 90° POSITIONAL FORGED ELBOW	487
FFPMH SERIES HYDRAULIC MOTORS	GROUP 3 GEAR MOTORS.....	237	JIC MALE X JIC MALE BULKHEAD WITH LOCKNUT	470
FFPMI HYDRAULIC MOTORS	GROUP 3- PUMP ASSEMBLIES	333	JIC MALE X JIC MALE X JIC SWIVEL FEMALE BRANCH FORGED TEE.....	482
FFPMS SERIES HYDRAULIC MOTORS	HAND OPERATED PUMPS FOR OIL DRUMS.....	447	JIC MALE X JIC MALE X UNF MALE POSITIONING TEE	481
FFPMSY SERIES HYDRAULIC MOTORS	HANDPUMP AND POWERPACK TRAILER KITS.....	289	JIC MALE X JIC SWIVEL FEMALE	474-475
FFPMT SERIES HYDRAULIC MOTORS	HANDPUMP ASSEMBLIES	283-288	JIC MALE X JIC SWIVEL FEMALE 45° FORGED COMPACT ELBOW	489
FFPMV SERIES HYDRAULIC MOTORS	HATZ ENGINES.....	193	JC00-01 DOUBLE ACTING HOUSING	146
FFPRM SERIES HYDRAULIC MOTORS	HEADBRUSH AND SEALS.....	315	JIC 37° FJX	504
FILLER BREATHER FILTERS	HERMETIC FILLING PLUG	566	JIC 37° FJX45S	505
FILLER PLUGS ON INCLINED FLANGE	HF500 250 BAR POWER PACKS	169	JIC 37° FJX90L	506
FILLING AND BREATHER PLUGS WITH LEVEL DIPSTICK ON INCLINED FLANGE	HF600 350 BAR POWER PACKS	175	JIC 37° FJX90M	506
	HF700 PETROL ENGINE DRIVEN HYDRAULIC POWER PACKS	184	JIC 37° FJX90S	505
	HF800 HONDA ENGINE DRIVEN HYDRAULIC POWER PACKS	182	JIC 37° MJ	507
	HF900 DIESEL ENGINE DRIVEN HYDRAULIC POWER PACKS	186	JIC MALE X BSP SWIVEL FEMALE	475
	HF900 HATZ ENGINE DRIVEN HYDRAULIC POWER PACKS.....	186	JIC MALE X JIC MALE	469-470
	HIGH PRESSURE 3-WAY DIVERTER VALVES, STEEL BODY	75	JIC MALE X JIC MALE 90° POSITIONAL FORGED ELBOW	487
	HIGH PRESSURE 6000 PST HYDRAULIC HOSE ..	526	JIC MALE X JIC MALE BULKHEAD WITH LOCKNUT	470
	HIGH PRESSURE BALL VALVES	72	JIC MALE X JIC MALE X JIC SWIVEL FEMALE BRANCH FORGED TEE.....	482
	HKU & HKUS STEERING UNITS	229	JIC MALE X JIC MALE X UNF MALE POSITIONING TEE	481

JIC MALE X JIC SWIVEL FEMALE 90° COMPACT ELBOW 492	NPTF MALE X NPTF FIXED FEMALE BUSH 478-479	QRC'S..... 450-456
JIC MALE X JIC SWIVEL FEMALE 90° FORGED COMPACT ELBOW 489	NPTF MALE X NPTF MALE..... 463-464	QUICK RELEASE COUPLINGS 450-456
JIC MALE X JIC SWIVEL FEMALE X JIC MALE BRANCH FORGED TEE 482	OIL SUMPS FOR ALUMINIUM TANKS..... 385	REAR ENTRY PRESSURE GAUGE..... 571-575
JIC MALE X JIC SWIVEL FEMALE X JIC MALE BRANCH TEE 484	OIL-PORT..... 318	REGENERATIVE VALVE 70
JIC MALE X UNF MALE 90° POSITIONAL FORGED ELBOW 487	OLEORAMA HYDRAULIC L TYPE MANIFOLDS 124-127	RELIEF VALVE CARTRIDGE 48-49
JIC MALE X UNF POSITIONAL MALE X JIC MALE TEE 482	OLEORAMA HYDRAULIC MANIFOLDS..... 119-131	RELIEF VALVES..... 48, 50
JIS FJISX 507	OLEORAMA HYDRAULIC T TYPE MANIFOLDS 128-131	RHK-TH-TUBE SCREWED-IN HEATERS WITH TEMPERATURE ADJUSTMENT 396-397
JIS FKX..... 508	ORFS MALE X BSP MALE 90° POSITIONAL FORGED ELBOW 486	RHK-TUBE SCREWED-IN HEATERS 396
KOMPASS PRESSURE REDUCING VALVE 115	ORFS MALE X ORFS MALE 459	ROTARY HYDRAULIC OPERATED LEVER VALVES 22-24
KOMPASS RELIEF VALVES 113-114	ORFS MALE X ORFS MALE BULKHEAD ONLY 459	ROTATING COUPLINGS 78
LEVEL INDICATOR 556	ORFS MALE X ORFS MALE X UNF MALE POSITIONAL TEE 480	SAE 45° FSX..... 511
LEVEL INDICATOR UNIT 554	ORFS MALE X ORFS SWIVEL FEMALE 45° FORGED COMPACT ELBOW..... 488	SAE FFORX 508
LEVEL INDICATOR WITH BREATHER 557-558	ORFS MALE X ORFS SWIVEL FEMALE 90° FORGED COMPACT ELBOW 488	SAE FFORX45S 509
LEVER OPERATED DIVERTER VALVES 29	ORFS MALE X ORFS SWIVEL FEMALE 90° FORGED COMPACT ELBOW 488	SAE FFORX90L 511
LEVERS TO SUIT HANDPUMPS 276	ORFS MALE X ORFS SWIVEL FEMALE X ORFS MALE TEE 484	SAE FFORX90M 510
LIGHT RELIEF VALVE 49	ORFS MALE X UNF MALE X ORFS MALE TEE 481	SAE FFORX90S 510
LOG SPLITTER KITS 320-324	OVERCENTRE VALVES..... 43-47	SAE FL 512
LONGIN ENGINE DRIVEN HYDRAULIC GEAR PUMP SETS 199	OVERCENTRE VALVES FLANGEABLE 47-48	SAE 'O' RING BOSS MALE LESS 'O' RING X BSP MALE 470-471
LONGIN ENGINE DRIVEN HYDRAULIC HI-LOW PUMP SETS..... 201-204	OVERCENTRE VALVES FLANGEABLE ON DANFOSS MOTORS 232	SAE 'O' RING BOSS MALE LESS 'O' RING X JIC MALE..... 471-472
LONGIN ENGINES 192	PETROL AND DIESEL ENGINE BELL HOUSING AND DRIVE COUPLING KITS 260-261	SCREWED BALL-JOINT END 316
M&S HYDRAULIC MOTORS..... 222-229	PETROL ENGINE BELL HOUSING ONLY 260	SCREWED YOKE..... 317
MACHINED ROD 313-314	PETROL ENGINE DRIVE COUPLINGS ONLY..... 260	SDV06 6 WAY SOLENOID DIVERTER VALVES 84
MACHINED TUBE..... 312-313	PETROL ENGINE DRIVEN HYDRAULIC GEAR PUMP SETS..... 198	SDV10 6 WAY SOLENOID DIVERTER VALVES 85
MAGNETIC PLUGS 544-546	PETROL ENGINE DRIVEN HYDRAULIC HI-LOW PUMP SETS 201	SDV3 3 WAY SOLENOID DIVERTER VALVES 83
MALE CHECK VALVES 59	PETROL ENGINE DRIVEN HYDRAULIC POWER UNITS 151	SEQUENCE VALVES..... 69-70
MALE X FIXED FEMALE & FIXED FEMALE/FEMALE ADAPTORS 477	PETROL ENGINES..... 191-192	SEQUENCE, COUNTER, BALANCE AND UPLOADING 115
MALE X MALE ADAPTORS 458-472	PISTON AND SEALS 315	SERIES 30100 MECHANICAL CLUTCH GROUP 1 AND GROUP 2 -30KW 326
MALE X SWIVEL FEMALE ADAPTORS..... 472-476	PISTON PUMPS 251	SERIES 30300 MECHANICAL CLUTCH GROUP 2 AND GROUP 3 -40KW 327
MANIFOLDS..... 119-131	PLAIN BOTTOM 316	SERIES 30500 MECHANICAL CLUTCH GROUP 3.5 AND GROUP 4 -60KW 328
MANUAL EMERGENCY VALVE..... 78	PLASTIC CAP 318	SERIES 60000 PTO GEARBOX PUMP GROUP 2 - 10KW 336
MECHANICAL CLUTCH AND HYDRAULIC PUMP ASSEMBLIES 330-333	PLOUGH OVERTURNING VALVES 79-80	SERIES 70000 PTO GEARBOX PUMP GROUP 3 - 20KW 337
MECHANICAL CLUTCHES 325-328	PLUGS ON INCLINED FLANGE..... 568	SERIES 70012 CAST IRON PTO GEARBOX PUMP GROUP 3 - 37KW..... 338
MECHANICAL DRIVE END STROKE VALVES..... 77	PLUGS, CAPS AND CRIMP NUTS..... 493-496	SERIES ALUMINIUM HOUSING SINGLE-PHASE 110V MULTI-MOUNT ASYNCHRONOUS MOTOR-DUAL CAPACITORS 263
MECHANICAL FLOW METERS 449	PNEUMATIC-RELEASE CYLINDER..... 307	SERIES ALUMINIUM HOUSING SINGLE-PHASE 230V MULTI-MOUNT ASYNCHRONOUS MOTOR-DUAL CAPACITORS 264
METRIC MALE 1.5MM PITCH X BSP MALE..... 467-468	PORTABLE HAND HOSE CRIMPING MACHINES..... 522	SERIES ALUMINIUM HOUSING THREE-PHASE MULTI-MOUNT ASYNCHRONOUS MOTOR..... 265-266
METRIC MALE 1.5MM PITCH X JIC MALE..... 468-467	POWER AMPLIFIERS FOR PROPORTIONAL VALVES..... 118	SERIES UP100 POWER PACKS..... 156
METRIC MALE 1MM PITCH X BSP MALE..... 468	POWER PACK 2 BUTTON PENDANT 147-148	SHUTTLE VALVES 62
METRIC MSP 517	POWER PACK 4 BUTTON PENDANT 149	SIDE ENTRY CETOP 5 102
MINTOR ACCESSORIES FOR HYDRAULIC COMPONENTS 537	POWER PACK AND POWER UNIT ACCESSORIES... 146	SIDE ENTRY CETOP 7 106
MOBILE ENGINE DRIVEN HYDRAULIC POWER UNITS 150-154	POWER PACKS AND POWER UNITS..... 134-188	SIDE ENTRY CETOP 8 110
MONOBLOCK CONTROL VALVES 25, 31-34	POWER UNIT ON WHEELS 150	SIDE ENTRY RELIEF VALVE CETOP 3 95
MONOBLOCK DIRECTIONAL CONTROL VALVES..... 14, 30	POWERWASH PWSP..... 517	SIDE ENTRY RELIEF VALVE CETOP 5 103
MONOBLOCK RELIEF VALVES 15-17	PRESSURE GAUGE SWIVEL ADAPTORS 576	SIDE ENTRY TEST POINT CETOP 3..... 95
MONOBLOCK VALVES 14	PRESSURE GAUGES 570	SIDE ENTRY TEST POINT CETOP 5 103
MOTOR (WITH RELAY) 146	PRESSURE REDUCING VALVE, DIRECT ACTING POPPET 58	SIGHT GLASSES, PLUGS AND BREATHERS... 437-443
MOTOR BOLT ON VALVE (BDR TYPE)..... 231	PTO GEARBOX FIXING/WELDING PLATE 337	SINGLE ACTING HANDPUMP 270-273
MOTOR BOLT ON VALVE (BDS TYPE)..... 231	PTO GEARBOXES..... 335	SINGLE ACTING HANDPUMP AND CYLINDER KITS 290
MOTOR BOLT ON VALVE (BVR TYPE)..... 232	PTO GEARBOXES WITH FLOWFIT GROUP 2 PUMPS 340	SINGLE ACTING HANDPUMP ASSEMBLIES 283-285
MOTOR MOUNTED PRESSURE COMPENSATED FLOW CONTROL VALVE 232	PTO GEARBOXES WITH FLOWFIT GROUP 3 PUMPS 341	SINGLE ACTING HANDPUMP WITH TANK, RELEASE VALVE AND HAND LEVER 270
MOTOR MOUNTED, LEVER OPERATED DIRECTIONAL CONTROL VALVES 231	PTO GEARBOXES WITH GALTECH GROUP 2 PUMPS 341	SINGLE ACTING HYDRAULIC POWER PACKS 134, 140
MULTIPLE GEAR PUMP KITS 245	PTO GEARBOXES WITH GALTECH GROUP 3 PUMPS 342	SINGLE ACTING HYDRAULIC TRAILER KITS 291
NPTF MALE X BSP MALE..... 464-465	PUMP AND MOTORS ELBOW CONNECTORS 245	SINGLE ACTING PLOUGH OVERTURNING VALVES... 79
NPTF MALE X JIC MALE 466	PUMP BEARING SUPPORTS..... 344	
NPTF MALE X NPTF FIXED FEMALE 90° COMPACT ELBOW..... 492	PUMP FLANGE ELBOW PORTS 245	
	PUSH BUTTON END STROKE VALVES 77	
	PUSH BUTTON ISOLATOR VALVES..... 576	

SINGLE ACTING POWER UNITS	163	ZERO EFFORT SYSTEM FOR 10L DOUBLE ACTING CYLINDER	279
SINGLE ACTING STANDARD CYLINDERS	296-303	ZERO EFFORT SYSTEM FOR 10L SINGLE ACTING CYLINDER	278
SINGLE OVERCENTRE VALVES	43, 46-47	ZERO EFFORT SYSTEM FOR 4L DOUBLE ACTING CYLINDER	278
SINGLE OVERCENTRE VALVES FLANGEABLE	44-45	ZERO EFFORT SYSTEM FOR 4L SINGLE ACTING CYLINDER	277
SINGLE PILOT OPERATED CHECK VALVES	40-42	ZERO EFFORT SYSTEM FOR DOUBLE ACTING CYLINDER	278-279
SINGLE STROKE INLINE HANDPUMP FOR SINGLE ACTING CYLINDER WITH ACTIONING LEVER	279	ZERO EFFORT SYSTEM FOR SINGLE ACTING CYLINDER	277-278
SLICE DIRECTIONAL CONTROL VALVES TYPE HDS ...	18		
SLICE VALVES	18-21, 27		
SOLENOID DIVERTER VALVES	28, 82-85		
SOLENOID VALVE HYDRAULIC POWER PACKS	136-138, 142-144		
SPEED REDUCTION GEARBOXES	348		
SPLINED BARS	375		
SPLINED COUPLINGS	371-375		
SPLINED SLEEVES	373-374		
STAINLESS STEEL DOUBLE STROKE HANDPUMP FOR A DOUBLE ACTING CYLINDER	274		
STAINLESS STEEL DOUBLE STROKE HANDPUMP FOR A SINGLE ACTING CYLINDER	274		
STAINLESS STEEL L TYPE MANIFOLDS	126-127		
STAINLESS STEEL MANIFOLDS	123-124		
STAINLESS STEEL T TYPE MANIFOLDS	130-131		
STEEL AND STAINLESS STEEL OIL TANKS ...	390-391		
STEEL FLOW DIVIDERS	69		
STEEL OIL TANKS FOR HANDPUMPS	275-276		
SWEPTS, PUSH-INS, HOSE-TAILS AND FERRULES	496		
SWIVEL FEMALE X SWIVEL FEMALE ADAPTORS	476-477		
TANDEM GEAR PUMPS KITS	245		
TANK HEATERS	392-397		
TANK MOUNTED DOUBLE ACTING HANDPUMP	271-272		
TANK MOUNTED SINGLE ACTING HANDPUMP	271		
TANKS FOR HANDPUMPS	275		
TEES AND CROSS ADAPTORS	480-485		
TRIPLE GEAR PUMP KITS	245		
TURN OVER PLOUGH CYLINDERS	304		
TWO PUMP "HI-LOW" UPLOADING VALVES	71		
TWO SPEED SINGLE STROKE HANDPUMP FOR DOUBLE ACTING CYLINDER	281		
TWO SPEED SINGLE STROKE HANDPUMP FOR SINGLE ACTING CYLINDER	280		
TWO STAGE HI-LO GEAR PUMP SETS	254-256		
UP100 POWER UNIT BUILD YOUR OWN	157		
UP100 POWER UNITS	161		
UP50 POWER PACKS	178		
VANE PUMPS	250		
VARIABLE DISPLACEMENT PISTON PUMPS	251		
VARIABLE DISPLACEMENT SINGLE VANE PUMPS	250		
VERTICAL LEVEL INDICATOR	560-562		
VINKE HYDRAULIC HOSES	517		
VINKE SMOOTH HOSE	518		
VINKE STANDARD HOSE	518		
VISCOMAT OIL TRANSFER PUMPS	446		
VISUAL LEVEL INDICATOR WITH FLOAT SYSTEM	558-560		
VISUAL LEVEL INDICATORS	550		
VR IMMERSION HEATERS WITH MAGNETIC CLAMPS	393		
WELDED BALL-JOINT END	317		
WELDED YOKE	318		
WELDLESS STEEL PRIMED TANKS	379-380		
WELDLESS STEEL TANKS	376-380		
WELDLESS STEEL TANKS COMPLETE WITH ACCESSORIES	389		

CONTACT OUR SALES AND TECHNICAL TEAM DIRECTLY WITH OUR NEW DIRECT DIALS

WHETHER YOU HAVE A QUERY, ISSUE OR SEEK TECHNICAL ADVICE AND
NEED TO SPEAK TO A MEMBER OF OUR TEAM?
YOU CAN NOW CONTACT US DIRECTLY USING THE NUMBERS BELOW



DARRON TOLLEY
GENERAL MANAGER

OVERSEES THE GENERAL DAY TO DAY
RUNNING OF BUSINESS & TECHNICAL
SALES TEAM

01584 838482



MIKE PARSONAGE
SALES DIRECTOR

SUPERVISES AREA SALES MANAGER
AND VISITS CURRENT AND POTENTIAL
CUSTOMERS WITHIN THE UK

07855401947



JESS JAMES
UK SALES MANAGER

OVERSEE'S SALES TEAM, ASSISTS WITH
CUSTOMER ENQUIRIES & CUSTOMER
CARE, CUSTOMER VISITS

01584 838484



WAYNE ANGELL
TECHNICAL MANAGER

OFFERS CUSTOMERS DYNAMIC,
EXPERT TECHNICAL ADVICE. DESIGNS
HYDRAULIC SYSTEMS DEPENDING
ON CUSTOMER REQUIREMENTS.

01584 838483



ANDY MORRIS
SPECIAL PROJECT MANAGER

RESPONSIBLE FOR THE PLANNING AND
IMPLEMENTATION OF THE TECHNICAL
DEPARTMENTS SPECIAL PROJECTS.

01584 838485



ADAM LITTLETON
ASSISTANT TECHNICAL MANAGER

OFFERS CUSTOMERS DYNAMIC, EXPERT
TECHNICAL ADVICE, ASSISTS WITH
DESIGNING HYDRAULIC SYSTEMS

01584 838486



JAKE PARSONAGE
AREA SALES MANAGER

FOLLOWS UP ON ORDERS,
VISITS CURRENT AND POTENTIAL
CUSTOMERS WITHIN THE UK

07950963176



WILLIAM WOOD
INTERNAL SALES

ASSISTS WITH CUSTOMER ENQUIRIES,
CUSTOMER CARE & PRODUCT SOURCING

01584 838487



HARRY PARSONAGE
SALES TRAINEE

ASSISTS WITH CUSTOMER
ENQUIRIES & CUSTOMER CARE

01584 838488

ORDERING FROM US IS EASY...



CALL

01584 876033

MON-THURS 8:30AM-5:00PM

FRI 8:00AM-4:00PM

SAT 8:00AM-12:30PM



CLICK

www.flowfitonline.com

24 HOURS A DAY

7 DAYS A WEEK



VISIT

Shop open 6 Days a week

MON-THURS 8:30AM-5:00PM

FRI 8:00AM-4:00PM

SAT 8:00AM-12:30PM

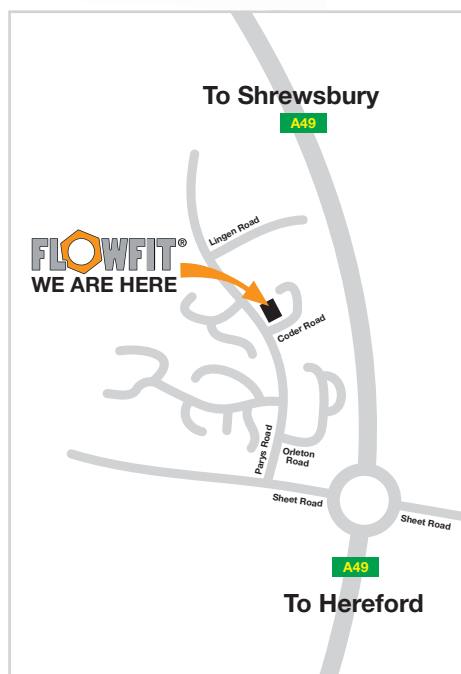


HOW TO FIND US



Flowfit is proud to be based in Ludlow, in beautiful South Shropshire.

FLOWFIT®



Harrier Fluid Power Ltd T/A Flowfit, Parys Road, Ludlow Business Park, Ludlow, Shropshire SY8 1XY

Telephone: +44 (0)1584 876 033 Fax: +44 (0)1584 876 044

Email: sales@flowfitonline.com

Every effort has been made to ensure that the information in this catalogue is correct. However, we reserve the right to introduce changes without prior notice. This catalogue supersedes all previous catalogues.

