



FILTRAZIONE IDRAULICA
HYDRAULIC FILTRATION



FILTREC®
Technical Filtration

serie
FR-8



Serie FR-8

Filtri sul ritorno
Return filter



FILTER HOUSING

Description:
Max flow rate:
Max working pressure:
Test pressure:
Burst pressure:
Connection Ports:
Indicator:
Working temperature:
Materials:

Fluids compatibility:

ISO 2943: Filter assembly compatible with mineral oils and some synthetic or vegetable oils. With other fluid applications please contact Filtrec S.p.A.

Technical Information

Tank top mounting design return line with reusable or disposable element.
150 l/min (40 gpm)

As per NFPA T 3.10.5.1: 8 Bar (116 psi)

As per NFPA T 3.10.5.1: 12 Bar (174 psi)

As per NFPA T 3.10.5.1: 16 Bar (232 psi)

BSP, NPT, SAE J514b

Visual and electrical.

-25°C +100°C (-13°F +212°F)

- Cover: nylon
- Head: aluminium
- Bowl: nylon
- Seal: Buna-N / Viton®

FILTER ELEMENT

Filter media:

Microglass fiber 3,6,10,25 µm

Cellulose 10,25 µm

Wire mesh 60, 125 µm

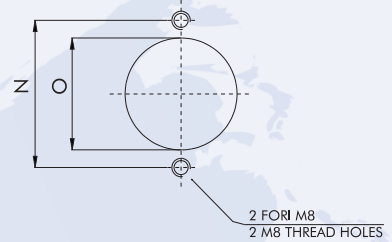
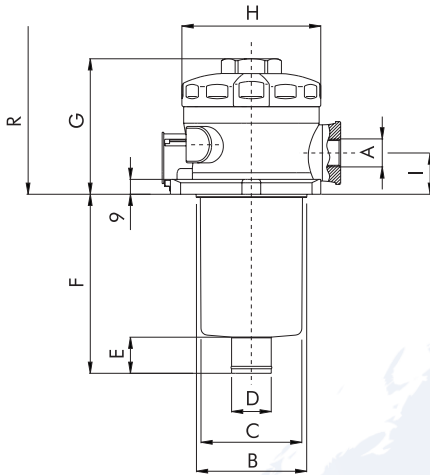
Collapse pressure:

As per ISO 2941: 10 Bar (145 psi)

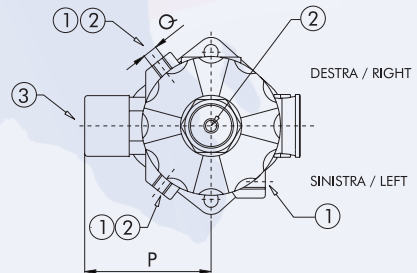
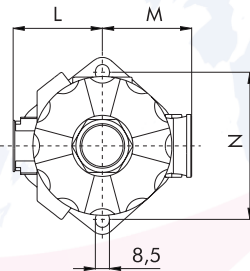
By-pass:

Return line 1,7 Bar (24.6 psi)

Informazioni dimensionali - Overall dimensions



- ① POSIZIONE INGRESSO SECONDARIO (Q)
SECOND PORT OPTION (Q)
- ② POSIZIONE INDICATORE
INDICATOR PORT 1/8" BSP
- ③ FILTRO SFIATO
AIR BREATHER



1) Grandezza nominale - Nominal size

Codice Code	A	B	C	D	E	F	G	H	I	L	M	N	O	P	Q	R	Cart. ricambio Element
FR-8-10	3/8" - 1/2" - 3/4" BSP	67	62	24	23	79	81	84	25	55	54	89 ± 1	68	73	---	150	R-1-10
	3/8" - 1/2" - 3/4" NPT																
FR-8-11	9/16"-18 UNF - SAE J514b	67	62	24	23	148	81	84	25	55	54	89 ± 1	68	73	---	220	R-1-11
	3/4"-16 UNF - SAE J514b 1 1/16"-12 UN-SAE J514b																
FR-8-20	1/2" - 3/4" - 1" - 1 1/4" BSP	86	80,5	27,5	30	103	107	110	40	67	68	115 ± 1	87	94	3/8" - 1/2" BSP 3/8" - 1/2" NPT	190	R-1-20
	3/4"-16 UNF - SAE J514b 1 1/16"-12 UN-SAE J514b																
FR-8-22	1 5/16"-12 UN-SAE J514b	86	80,5	27,5	30	148	107	110	40	67	68	115 ± 1	87	94	9/16"-18 UN - SAE J514b 3/4"-16 UN - SAE J514b	230	R-1-22
	1 5/8"-12 UN-SAE J514b																
FR-8-30	3/4" - 1" - 1 1/4" BSP	86	80,5	40	30	229	107	110	40	67	68	115 ± 1	87	94	3/8" - 1/2" BSP 3/8" - 1/2" NPT	310	R-1-30
	3/4" - 1" - 1 1/4" NPT																
	1 1/16"-12 UN-SAE J514b																
	1 5/16"-12 UN-SAE J514b 1 5/8"-12 UN-SAE J514b																

2) Grado di filtrazione - Filtration ratings

Codice - Code	Materiale - Media	Efficienza - Efficiency
0	senza cartuccia / no element	-----
G03	microfibra inorganica / microglass fiber	$\beta_{4,5 \mu\text{m (c)}} \geq 1000$
G06	microfibra inorganica / microglass fiber	$\beta_{7 \mu\text{m (c)}} \geq 1000$
G10	microfibra inorganica / microglass fiber	$\beta_{12 \mu\text{m (c)}} \geq 1000$
G25	microfibra inorganica / microglass fiber	$\beta_{27 \mu\text{m (c)}} \geq 1000$
C10	carta trattata / resin impregnated cellulose	$\beta_{10 \mu\text{m (c)}} \geq 2$
C25	carta trattata / resin impregnated cellulose	$\beta_{25 \mu\text{m (c)}} \geq 2$
T60	tela metallica / wire mesh	-----
T125	tela metallica / wire mesh	-----

3) Guarnizioni - Seals

Codice - Code	Tipo - Type
---	NBR
V	Viton®

4) Connesioni - Connection port

Codice - Code	Connessione - Connection
B2	3/8" BSP
B3	1/2" BSP
B4	3/4" BSP
B5	1" BSP
B6	1 1/4" BSP
N2	3/8" NPT
N3	1/2" NPT
N4	3/4" NPT
N5	1" NPT
N6	1 1/4" NPT
R2	9/16" - 18 UNF-2B SAE J514b
R3	3/4" - 16 UNF-2B SAE J514b
R4	1 1/16" - 12 UN-2B SAE J514b
R5	1 5/16" - 12 UN-2B SAE J514b
R6	1 5/8" - 12 UN-2B SAE J514b

5) Posizione ingressi secondari

Second port position

Codice - Code	Posizione - Position
0	senza - without
S	sinistra - left
D	destra - right

6) Ingressi secondari

Second port connection

Codice - Code	Connessione - Connection
B2	3/8" BSP
B3	1/2" BSP
N2	3/8" NPT
N3	1/2" NPT
R2	9/16" - 18 UNF-2B SAE J514b
R3	3/4" - 16 UNF-2B SAE J514b

7) Sfiato aria - Air Breather

Codice - Code	Micronaggio - Micron rating
0	senza / without
10	10µm carta trattata 10 µm resin impregnated cellulose
40	40µm carta trattata 40 µm resin impregnated cellulose

8) Posizione indicatore

Indicator position

Codice - Code	Posizione - Position
0	senza / without
C	coperchio / cover
D	destra / right
S	sinistra / left

9) Indicatori - Indicators

Codice - Code	Tipo indicatore - Indicator type	Taratura - Setting
0	senza / without	
R1	manometro scala pressure gauge indicator scale	0 ÷ 10 Bar 0 ÷ 145 psi
R2	pressostato n.a. taratura pressure switch O.C.	1,3 Bar 18,85 psi O.C.
R3	pressostato n.c. taratura pressure switch C.C.	1,3 Bar 18,85 psi C.C.
R6	pressostato visivo visual pressure	1,2 Bar 17,4 Psi
R7	manovuotometro taratura pressure vacuum gauge	-1 ÷ 5 Bar -14,5 ÷ 72,5 Psi

Codici per l'ordinazione - Ordering information

Filtro completo
Filter assembly

FR-8

20	C10	B	V	B3	S	B2	40	C	R1
1*	2*		3*	4*	5*	6*	7*	8*	9*

Cartuccia
Filter element

R-1

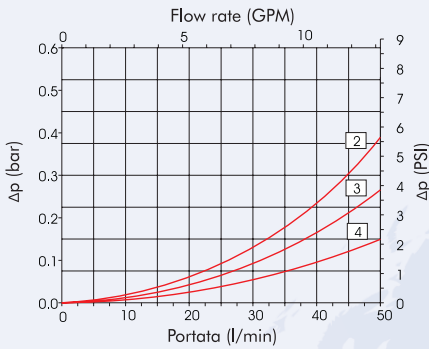
20	C10	B	V
1*	2*		3*

Curve di portata - Pressure drop charts

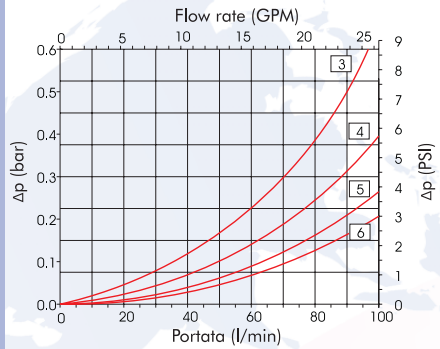
Le curve (secondo ISO 3968 classe B) sono ottenute con olio minerale avente viscosità di 30 cSt e densità di 0,86 Kg/dm³. Per viscosità e densità diverse i dati variano. Il numero relativo alla curva di portata è riferito all'attacco del filtro; es.: 2 indica attacco B2 o N2.

Pressure drop charts (as per ISO 3968 class B) are obtained using mineral oil with 30 cSt viscosity and 0,86 Kg/dm³ density. With different values of viscosity and density data may vary. The numbers indicate connection of the filters: i.e. 2 means B2 or N2 connections.

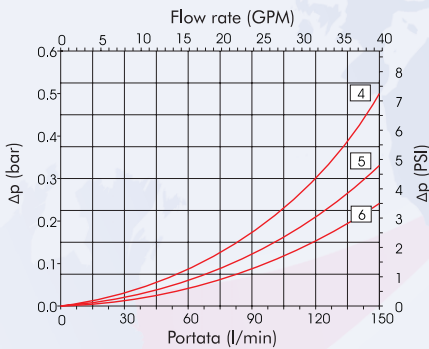
FR-8-10 / 11



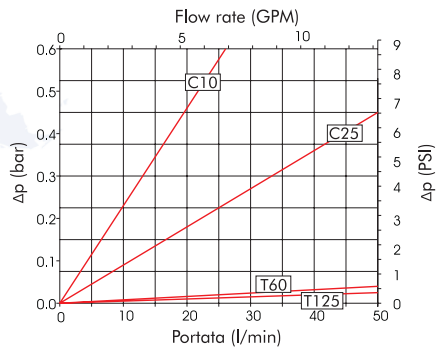
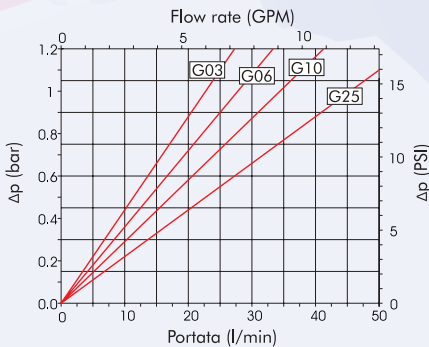
FR-8-20 / 22



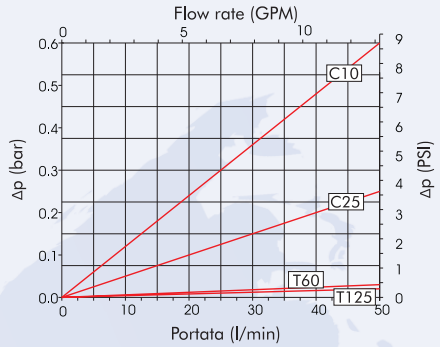
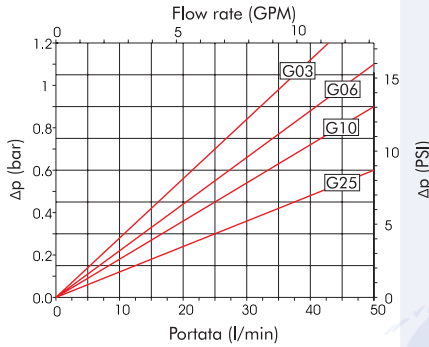
FR-8-30



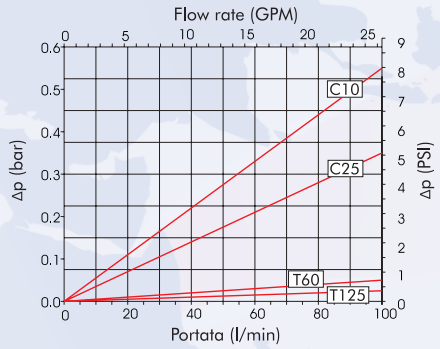
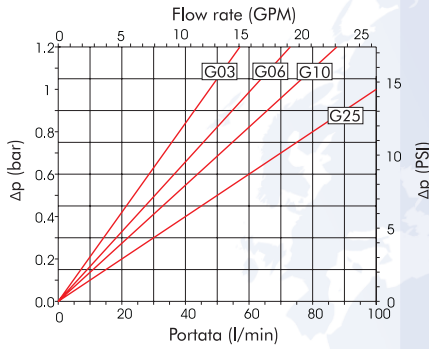
R-1-10



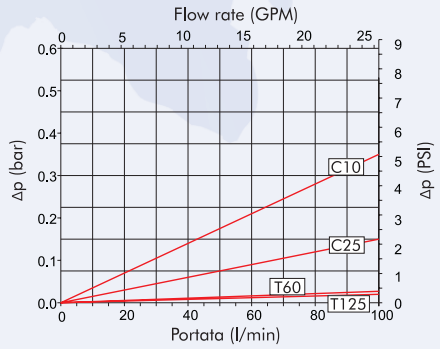
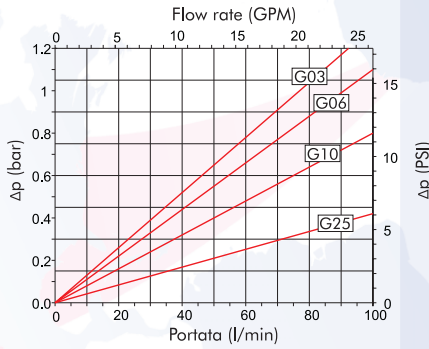
R-1-11



R-1-20



R-1-22



R-1-30

