

# FI146



FIAT DUCATO 120 Multijet - 130 Multijet euro 5 - 150 Multijet euro 5

Dal 2013 - motore 2287 cc - 4 cilindri - con A/C

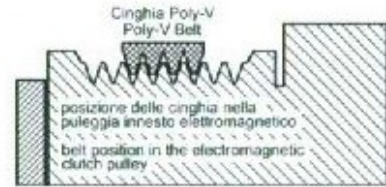

From 2013 - engine 2287 cc - 4 cylinders - with A/C

Istruzioni di montaggio kit innesto elettromagnetico

Electromagnetic clutch kit mounting instructions



- Montare innesto elettromagnetico e pompa , nel caso la pompa vada ad interferire nel punto **D** del supporto compressore aria condizionata , occorre asportare un po' di metallo .
- *Assemble electromagnetic clutch and pump, in the case the pump goes to interfere in point **D** of the support air conditioning compressor, you need to remove some 'of metal.*



7

6

- Montare cinghia
- *Install belt*

**TABELLA GENERALE DI SERRAGGIO BULLONI (Nm)**  
**GENERAL TABLE OF TIGHTENING BOLTS (Nm)**

Qualità Quality	M6	M7	M8	M10	M12	M14	M16
8,8	10,3	17,1	25,5	50	87	138	210
10,9	14,7	24,5	35,3	70	122	194	299
12,09	17,6	28,4	42,1	85	147	235	358