

# FI138

FIAT IVECO MASSIF

Dal 2008 – motore 2998 cc – 4 cilindri – con A/C



Since 2008 – engine 2998 cc – 4 cylinders – with A/C


## Istruzioni di montaggio kit innesto elettromagnetico

- Smontare protezione in lamiera sotto al parafrangente destro (foto 1)
- Smontare cinghia compressore aria condizionata
- Smontare ed eliminare cinghia motore
- Montare piastra di supporto innesto elettromagnetico nei punti A-B-C-D (foto 2 e 3)
- Montare innesto elettromagnetico completo di pompa (foto 4 e 5)
- Montare cinghia seguendo lo schema di foto 6 e regolarne tensione tramite puleggia PG
- Rimontare cinghia compressore aria condizionata

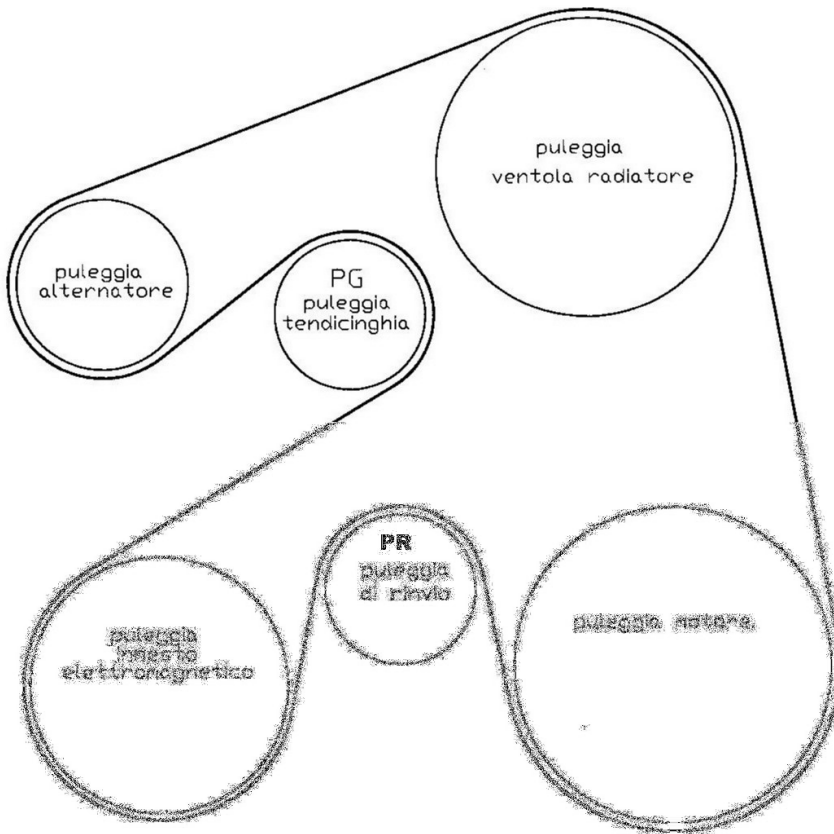
## Electromagnetic coupling kit installation instructions

- Disassemble the plastic guard under the right fender (photo 1)
- Disassemble the air conditioning compressor belt
- Discard engine belt
- Install the electromagnetic clutch bracket points ABCD (Fig. 2 and 3)
- Install electromagnetic clutch complete with pump (photo 4 and 5)
- Install and adjust tension belt by pulley PG (photo 6)
- Reassemble air conditioning compressor belt





5



6