

CI102

CITROEN Jumpy 1,6 HDi



PEUGEOT Expert 1,6 Hdi

Dal 2010 - motore 1600 cc - 4 cilindri - senza A/C

From 2010 - engine 1600 cc - 4 cylinders - without A/C



Istruzioni di montaggio kit innesto elettromagnetico

Electromagnetic coupling kit installation instructions



I – Eliminare le viti nei punti A e B , eliminare prigionieri nei punti C e D , montare il supporto 1 fissandolo nei punti A B C D , interponendo i distanziali forniti

GB – Eliminate the screws at point A and B , eliminate studs at point C and D , mount the bracket 1 , fixing it at the points A B C D , interposing provided spacers



I – Montare innesto elettromagnetico complete di pompa – Montare cinghia

GB - Mount electromagnetic clutch complete with pump - Install belt