




M+S HYDRAULIC

HYDRAULIC MOTORS

Suitable for many low-speed applications, eliminating gears, shafts, chains, belts, pulleys and other speed reduction components. All motors are compact and light in weight in proportion to the torque and power delivered, all are fully reversible

EPMM MOTOR.....	202	EPMT MOTOR.....	204
EPM MOTOR.....	202	EPMV MOTOR.....	204
EPRM MOTOR.....	203	ELB BRAKES.....	205
EPMS MOTOR.....	203	HKU & HKUS STEERING UNITS.....	205



A FULL RANGE OF METRIC & SAE HYDRAULIC MOTORS PLUS ORBITAL STEERING UNITS
INTERCHANGES WITH MOST POPULAR MAKES INCLUDING DANFOSS - EATON CHAR LYNN
PARKER TRW - ADAN - SAM - WHITES



M+S HYDRAULIC



EPMM MOTOR



Use on machine tools, augers, drilling/tapping machines, conveyors, sweepers, fans etc. Compact size fits almost anywhere.

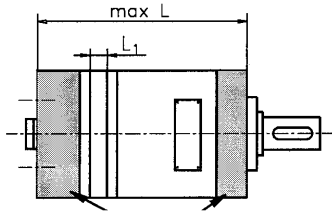
Code example

EPMM-
MODEL

S-
BODY OPTION

32-
TYPE

C
SHAFT



BODY OPTIONS		
CODE	DESCRIPTION	PRICE
-	Rear ports	£0.00
S	Side ports	£0.00
P	Integral single relief valve	£18.09
D	Integral dual relief valve	£36.26
F	2 bolt flange	£15.52

SHAFT OPTIONS		
CODE	DESCRIPTION	PRICE
C	16mm straight keyed shaft	£0.00
CK	14mm straight keyed shaft	£0.00
SH	16.5mm splined shaft	£6.99

Type EPMM [cc Rev]	8	12,5	20	32	40	50
Max. Intermitt. Speed [RPM]	2440	1940	1250	790	625	500
Max. Peak Torque, [daNm]	2,1	3,3	5,1	6,4	6,6	8
Max. Peak Pressure, [bar]	200	200	200	200	140	125
Max. Intermitt. Power, [kW]	2,6	3,2	3,2	3,2	3,0	2,1
Max Length L	104	106	109	114	118	122
PRICE	£250.46	£254.60	£258.84	£263.25	£281.19	£314.58



EPM MOTOR



Use these motors on grain elevators, post hole diggers, lift trucks, fertilizer spreaders, winches + mowing machines.

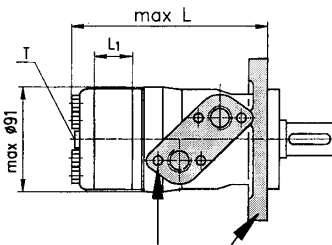
Code example

EPM-
MODEL

-
BODY OPTION

50-
TYPE

C
SHAFT

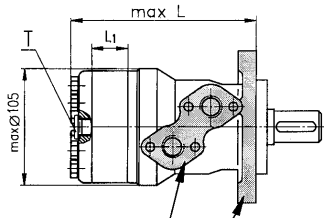



BODY OPTIONS		
CODE	DESCRIPTION	PRICE
-	Standard 2 bolt	£0.00
F	Oval mount 4 bolt	£11.21
W	Wheel mount	£51.75
Q	Square mount 4 bolt	£21.06
N	Needle bearings	£55.48
E	Rear ports	£25.89
D	High pressure shaft seal	£22.99

SHAFT OPTIONS		
CODE	DESCRIPTION	PRICE
C	25mm straight keyed shaft	£0.00
CO	1" straight keyed shaft	£0.00
SH	1" 6B splined shaft	£6.87
K	28.58mm dia taper 1:10	£16.18
CB	32mm straight keyed shaft	£16.18
KB	35mm dia taper 1:10	£21.59

Type EPM [cc Rev]	25	32	40	50	80	100	125	160	200	250	315	400	500	630
Max. Intermitt. Speed [RPM]	1800	1720	1760	1515	945	755	605	472	378	303	236	189	150	120
Max. Peak Torque, [daNm]	6,7	8,6	11,3	14,3	22,4	27,5	36,5	43,8	55	68,5	85	85,4	78	82
Max. Peak Pressure, [bar]	225	225	225	225	225	225	225	225	255	225	225	180	130	110
Max. Intermitt. Power, [kW]	6,1	7,8	10	12,2	12,5	12,8	12	12	12	12	9	7,8	7,2	5,6
Max Length L	134	135	136	136	140	143	146	150	156	156	172	183	193	211
PRICE	£272.47	£284.25	£277.70	£280.02	£288.20	£293.61	£301.84	£310.01	£320.83	£328.95	£337.16	£350.78	£433.03	£508.09

FOR FLOW REGULATOR VALVES SEE CARTRIDGE VALVE SECTION	FOR FLOW REGULATOR VALVES SEE CARTRIDGE VALVE SECTION	FOR DIVERTER VALVES SEE CARTRIDGE VALVE SECTION	FOR FLOW DIVIDERS (IF TWO OR MORE CYLINDERS ARE REQUIRED TO ACT AT SAME SPEED) SEE CARTRIDGE VALVE SECTION	FOR DUAL CROSS RELIEF VALVES SEE CARTRIDGE VALVE SECTION



EPRM MOTOR



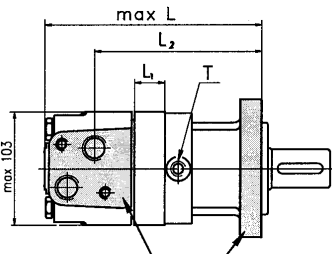
Code example

EPRM- MODEL **-** BODY OPTION **125-** TYPE **C** SHAFT

BODY OPTIONS		
CODE	DESCRIPTION	PRICE
-	Standard 2 bolt	£0.00
F	Oval mount 4 bolt	£10.66
W	Wheel mount	£104.11
Q	Square mount 4 bolt	£19.87
N	Needle bearings	£52.03
E	Rear ports	£24.43
D	High pressure shaft seal	£21.69

SHAFT OPTIONS		
CODE	DESCRIPTION	PRICE
C	25mm straight keyed shaft	£0.00
CO	1" straight keyed shaft	£0.00
SH	1" 6B splined shaft	£6.87
K	28.58mm dia taper 1:10	£16.18
CB	32mm straight keyed shaft	£16.18
KB	35mm dia taper 1:10	£21.59

Type EPRM [cc Rev]	50	80	100	125	160	200	250	315	400
Max. Intermitt. Speed [RPM]	970	940	750	600	490	375	300	240	190
Max. Peak Torque, [daNm]	17	27	32	37	46	56	71	83	87
Max. Peak Pressure, [bar]	225	225	225	225	225	255	225	210	175
Max. Intermitt. Power, [kW]	8,5	15	15	14,5	14	11,5	10,5	9,6	8,8
Max Length L	138	143	146	151	157	164	172	183	198
PRICE	£350.04	£360.22	£366.99	£377.28	£387.51	£400.40	£411.23	£421.67	£438.43



EPMS MOTOR



Code example

EPMS- MODEL **-** BODY OPTION **400-** TPEY **C** SHAFT

BODY OPTIONS		
CODE	DESCRIPTION	PRICE
-	Standard 4 bolt	£0.00
F	Oval mount 4 bolt	+£30.42
A	SAE A 2 bolt	£0.00
S	Short motor	-£89.10
W	Wheel mount	+£25.37

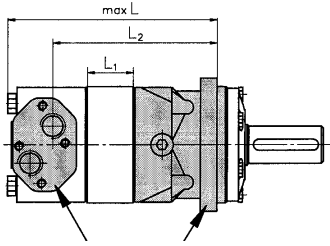
SHAFT OPTIONS		
CODE	DESCRIPTION	PRICE
C	32mm straight keyed shaft	£0.00
CO	1 1/4" straight keyed shaft	£0.00
SH	1 1/4" 14T splined shaft	+£7.34
K	35mm dia taper 1:10	+£16.18
CB	1 3/8" tractor pto 6 spline	+£302.43

Type EPMS [cc Rev]	80	100	125	160	200	250	315	400
Max. Intermitt. Speed [RPM]	1000	900	720	560	450	360	285	225
Max. Peak Torque, [daNm]	26	32	40	51	65	69	84	85
Max. Peak Pressure, [bar]	225	225	255	225	225	200	185	140
Max. Intermitt. Power, [kW]	19	21	21	21	17,5	15	13,5	13
Max Length "L"	166	169	174	180	187	195	207	221
PRICE	£577.71	£584.55	£594.69	£608.29	£618.49	£629.48	£666.06	£700.02

FOR FLOW REGULATOR VALVES SEE CARTRIDGE VALVE SECTION	FOR FLOW REGULATOR VALVES SEE CARTRIDGE VALVE SECTION	FOR DIVERTER VALVES SEE CARTRIDGE VALVE SECTION	FOR FLOW DIVIDERS (IF TWO OR MORE CYLINDERS ARE REQUIRED TO ACT AT SAME SPEED) SEE CARTRIDGE VALVE SECTION	FOR DUAL CROSS RELIEF VALVES SEE CARTRIDGE VALVE SECTION



EPMT MOTOR



Code example

EPMT-
MODEL

500-
TYPE

C
SHAFT

BODY OPTIONS		
CODE	DESCRIPTION	PRICE
-	Standard 4 bolt	£0.00
S	Short motor	-£121.40
W	Wheel mount	+£84.13

SHAFT OPTIONS		
CODE	DESCRIPTION	PRICE
C	40mm straight keyed shaft	£0.00
CO	1 1/2" straight keyed shaft	£0.00
SL	1 3/8" tractor pto 6 spline	+£62.03
K	45mm dia 1:10 taper shaft	+£31.72
SH	1 1/2" 17T splined shaft	+£14.26

Type EPMT [cc Rev]	160	200	250	315	400	500
Max. Intermitt. Speed [RPM]	780	750	600	460	365	285
Max. Peak Torque, [daNm]	66	82	102	133	144	160
Max. Peak Pressure, [bar]	280	280	280	280	240	210
Max. Intermitt. Power, [kW]	32	40	40	40	35	30
Max Length "L"	190	195	201	211	221	235
PRICE	£1,033.16	£1,055.21	£1,088.77	£1,116.79	£1,161.44	£1,239.60



EPMV MOTOR



Code example

EPMV-
MODEL

-
BODY OPTION

630-
TYPE

C
SHAFT

BODY OPTIONS		
CODE	DESCRIPTION	PRICE
-	Standard 4 bolt	£0.00
S	Short motor	-£170.02
W	Wheel mount	+£132.58

SHAFT OPTIONS		
CODE	DESCRIPTION	PRICE
C	50mm straight keyed shaft	£0.00
CO	2 1/4" straight keyed shaft	£0.00
K	60mm dia 1:10 taper shaft	+£41.22
SH	2 1/8" 16T splined shaft	+£33.10

Type EPMV [cc Rev]	315	400	500	630	800
Max. Intermitt. Speed [RPM]	630	600	480	380	300
Max. Peak Torque, [daNm]	129	164	205	221	247
Max. Peak Pressure, [bar]	280	280	280	240	210
Max. Intermitt. Power, [kW]	51	64	64	56	48
Max Length "L"	215	222	230	240	254
PRICE	£1,473.17	£1,532.02	£1,635.02	£1,914.56	£2,017.14

FOR FLOW REGULATOR VALVES SEE CARTRIDGE VALVE SECTION	FOR FLOW REGULATOR VALVES SEE CARTRIDGE VALVE SECTION	FOR DIVERTER VALVES SEE CARTRIDGE VALVE SECTION	FOR FLOW DIVIDERS (IF TWO OR MORE CYLINDERS ARE REQUIRED TO ACT AT SAME SPEED) SEE CARTRIDGE VALVE SECTION	FOR DUAL CROSS RELIEF VALVES SEE CARTRIDGE VALVE SECTION

ELB BRAKES



Hydraulic Disc Brakes are designed for use with heavy duty machinery and off-highway vehicles in the construction, material handling, agriculture, mining, sanitation and timber industries. They are also used in a multitude of winching applications and in hydrostatic engine drive systems.

The Hydraulic Disk Brake is sprung loaded to apply the brake, and hydraulic pressure is required to release the brake. Normal operation is to have the brake pressurized in the released position with the vehicle hydraulic system running. Any function which reduced the hydraulic system pressure below the release pressure of the brake will allow the springs to apply the brake.

This brake is designed to be a parking brake only. Dynamic braking is not recommended.

Code example **ELB288-** **43-** **C**
 MOTOR TYPE SIZE OUTPUT SHAFT OPTION

OUTPUT SHAFT OPTIONS					
ELB288		ELB289/90		ELB314/315	
C	25mm straight keyed shaft	CB	32mm straight keyed shaft	C	40mm straight keyed shaft
CO	1" straight keyed shaft	KB	35mm dia 1:10 taper shaft	CO	1 1/2" straight keyed shaft
SH	1" 6B splined shaft			SH	1 1/2" 17T splined shaft
				K	45mm dia 1:10 taper shaft

PART NUMBER		SIZE										
		7	14	21	29	32	43	63	65	85	110	130
TYPE ELB 288-****	EPM, EPRM, EPMS	*	*	*		*	*	*				
TYPE ELB 289-****	EPMS (standard mount)			*		*	*	*				
TYPE ELB 290-****	EPMS (wheel mount)			*		*	*	*				
TYPE ELB 314-****	EPMS (standard mount)			*	*				*	*	*	*
TYPE ELB 315-****	EPMS (wheel mount)			*	*				*	*	*	*
Static torque, [daNm]		6-8	13-15	20-22	28-29	31-34	42-45	61-64	61-70	83-92	108-118	126-136
Opening pressure min, [bar]		4-5	8-9	12-13	6-7	18-20	24-26	38-39	13-15	18-20	23-25	27-29
Opening pressure max, [bar]		300										



HKU & HKUS STEERING UNITS

The M+S Hydraulic Hydrostatic Steering units are used in low-speed vehicles which driving speed does not exceed 60 km/h - such as : building machines, fork-lift trucks, harvesting machines, off-highway equipment and others. These hydraulic units amplify the torque to the steering wheels, with no need of hard mechanical connection.

The XY hydrostatic steering unit incorporates an axially displaced tracing valve and a metering pump in one housing. The working liquid is supplied by a separate pump and then is directed by the metering pump to the steering cylinders.

The XY steering unit is manufactured with a built-in check valves, and there is an option for a built-in relief valve in the inlet.

Various options available.
Please contact us for further details.

FOR FLOW REGULATOR VALVES SEE CARTRIDGE VALVE SECTION	FOR FLOW REGULATOR VALVES SEE CARTRIDGE VALVE SECTION	FOR DIVERTER VALVES SEE CARTRIDGE VALVE SECTION	FOR FLOW DIVIDERS (IF TWO OR MORE CYLINDERS ARE REQUIRED TO ACT AT SAME SPEED) SEE CARTRIDGE VALVE SECTION	FOR DUAL CROSS RELIEF VALVES SEE CARTRIDGE VALVE SECTION