



FBD SERIES

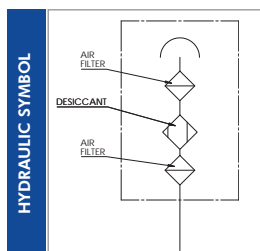
Desiccant Breathers

FBD desiccant breathers are an alternative to standard breathers and dust caps. They are the perfect way to protect your equipment from dirt, dust, and moisture. Our breathers combine the filtration of solid particles and the absorption of humidity in a single unit, providing complete protection for your equipment. The layered filter media prevents solid contamination from entering the equipment reservoir, while the desiccant agent, composed of silica gel beads, absorbs and retains moisture from the air. The equipment is kept dry by the same desiccant agent, regardless of whether it is in operation or shut down, ensuring maximum efficiency and durability. Our breathers are designed to be easy to install directly on the reservoir. FBD desiccant breathers extend the life of the equipment, resulting in lower operating costs.

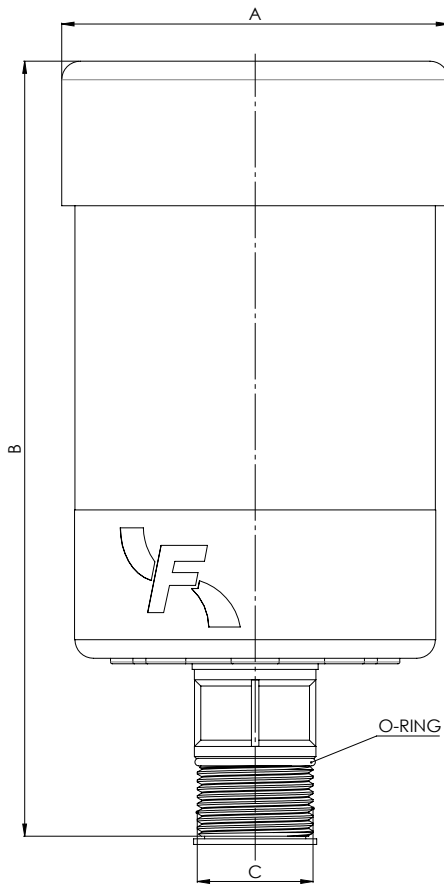


TECHNICAL SPECIFICATION

MATERIALS:	Cover:	Polycarbonate
	Shell:	Polycarbonate
	Center Tube:	Nylon
	Humidity Absorbent:	Silica gel
	Oil Mist Collector:	Polyurethane
	Filter media:	Polyester
FILTER EFFICIENCY:	Air filtration 3µm absolute	
TEMPERATURE RANGE:	-30°C to +90°C	
CONNECTION:	G 3/8" G 1" (Multi-fit NPT, BSP or BSPP threads)	
FLUID COMPATIBILITY:	Full with HH-HL-HM-HV HETG-HEES (acc. to ISO 6743/4). For use with other fluid please contact Filtrec Customer Service (info@filtrec.it).	



OVERALL DIMENSIONS



NOMINAL SIZE

MODEL	A	B	C*
FBD 11	Ø64	147	G 3/8"
FBD 20		155	
FBD 21	Ø104	210	G 1"
FBD 22		264	

*Multi-fit BSPP, BSP, NPT threads

ORDERING INFORMATION

1.	2.	3.	4.	5.	6.
FBD	20	P03	B5	S	0


1. SERIES	FBD	
2. SIZE	11	20-21-22
3. FILTER MEDIA	P03	synthetic media (air filtration 3µm absolute)
4. CONNECTION	B2	G 3/8" (only for size 11)
fits BSPP, BSP, NPT threads	B5	G 1" (only for size 20-21-22)
5. CONFIGURATION	S	standard
6. OPTION	0	no option

IMPORTANT INFORMATION FOR INSTALLATION

Desiccant breathers are shipped with all holes plugged to protect them from atmospheric agents during storage and shipping. Remove the protective caps as indicated in the table below:

CODE	Max Air flow* [l/min]			
	with 8 holes open	with 6 holes open	with 4 holes open	with 2 holes open
FBD11	200	150	100	50
FBD20	300	225	150	75
FBD21	400	300	200	100
FBD22	500	375	250	125

* at 69 mbar/1PSID



Remove rubber plugs prior to use

MAINTENANCE AND DISPOSAL



ACTIVE



REPLACE

Green breathers are a sign that your unit has done its job. When the color changes from orange to green, it's time to replace it with a new one. All desiccant breathers should be replaced at least once a year.

Dispose of according to local regulations.

